



**Poultry, Swine, & Livestock Equipment  
Sales, Installation, & Service**



# 2023 Parts Catalog





## TABLE OF CONTENTS

# 2023 Parts Catalog

**BINS & FEEDING**

**3**

**EGG HANDLING**

**33**

**WATERING**

**53**

**PLUMBING**

**75**

**HEATING**

**85**

**ELECTRICAL**

**100**

**LIGHTING**

**114**

**CONTROLS**

**121**

**VENTILATION**

**133**

**WINCHING**

**150**

**BUILDING MATERIALS**

**159**

**WASTE MANAGEMENT**

**175**

**BIOSECURITY**

**181**

**ANIMAL HANDLING**

**188**

**FARM & RANCH SUPPLIES**

**191**

**GENERAL SUPPLIES**

**199**

**Due to the changing market & extremely fluid pricing, we have omitted ALL pricing for this edition.  
For current pricing, please visit our website at [zeisetequip.com](http://zeisetequip.com), or call one of our offices for an estimate.**

# FEATURED PRODUCTS

## BinTrac Weighing System

PAGE **7**

**BINTRAC**



## Community Nest Pad

PAGE **38**



## Gator 8001 Medicator

PAGE **69**



## Guardian Space Heaters

PAGE **86**



## Precision Lighting LED Dimmer

PAGE **120**



## Agri Alert 128 Touch

PAGE **130**



## Galvanized Z-Fans

PAGE **133**



## Cool Cell Pads

PAGE **143**



## Virkon S Disinfect

PAGE **187**







# Galvanized Feed Bins from Zeiset Equipment.

*Sturdy. Durable. The Perfect Feed Storage Solution.*



**Made from heavy gauge galvanized steel, our feed bins are built tough and offer the perfect solution to your feed storage needs! We also offer assembly, installation, and delivery right to your farm!**



**Call our offices today to speak with one of our bin experts!**

Manheim PA  
717.665.4056

Beaver Springs PA  
570.922.4926

Moorefield WV  
304.503.7895



## Bins & Scales

**Looking to get a feed bin installed?  
Call us today!**

Zeiset Equipment offers bin assembly, delivery and installation! Our bin trailer is also available for rent. Call our offices today and ask about bin trailer rental!



### Galvanized Bins

**Proudly made in the USA!**

VAL-CO® Bulk Storage Bins are the ideal structure to protect feed from weather. The weather-tight die-formed roof has reinforcing ribs at the seams for added strength and ease of assembly. The 22" diameter, warp-resistant top lid closes tight to keep out moisture. Bin bolts have a built-in weather seal, and a drip edge keeps water away from the taper hopper and unloading boot. VAL-CO bins are tough! Bin sheets are made of heavy gauge G-90 galvanized steel with 22 $\frac{3}{8}$ " wide by  $\frac{1}{2}$ " deep corrugation. Legs are die-formed with a sturdy bracing system for structural support. High strength bolts are used throughout VAL-CO bins.



**From 116 to 2,149 bushels ...**

**We have the right bin size to meet your needs!**

FEED BIN DIAMETER	NUMBER OF RINGS	APPROXIMATE CAPACITY (40#/CUBIC FT.)					FILL HEIGHT	
		2000 LB. TONS	METRIC TONS	CUBIC FEET	CUBIC METERS	BUSHEL	FEET	METERS
<b>6' Dia. Weigh Bin</b> 60° Taper Hopper 30° Roof 16" Opening	1	2.68	2.43	134.0	3.79	108	10' 8"	3.03
	2	4.18	3.79	209.0	5.92	168	13' 4"	4.06
<b>6' Diameter</b> 60° Taper Hopper 40° Roof 16" Opening	1	2.90	2.63	144.8	4.10	116	10' 11"	3.33
	2	4.40	4.00	220.2	6.24	177	13' 7"	4.14
	3	5.91	5.36	295.5	8.37	237	16' 3"	4.95
	4	7.42	6.73	370.9	10.50	298	18' 11"	5.77
<b>7' Diameter</b> 67° Taper Hopper 40° Roof 16" Opening Only	1	4.82	4.37	241.0	6.82	194	14' 7"	4.45
	2	6.87	6.23	343.5	9.73	276	17' 3"	5.26
	3	8.92	8.09	446.1	12.63	358	19' 11"	6.07
	4	10.97	9.95	548.7	15.54	441	22' 7"	6.88
	5	13.02	11.82	651.2	18.44	523	25' 3"	7.70
	6	15.08	13.68	753.8	21.34	606	27' 11"	8.51
<b>9' Diameter</b> 60° Taper Hopper 40° Roof 16" Opening	1	8.12	7.37	406.0	11.50	326	15' 6"	4.72
	2	11.51	10.44	575.6	16.30	463	18' 2"	5.54
	3	14.90	13.52	745.1	21.10	599	20' 10"	6.35
	4	18.29	16.60	914.7	25.90	735	23' 6"	7.16
	5	21.68	19.67	1084.2	30.70	871	26' 2"	7.98
	6	25.07	22.75	1253.7	35.50	1007	28' 10"	8.79
<b>12' Diameter</b> 60° Taper Hopper 40° Roof 16" Opening	1	17.32	15.72	866.2	24.53	696	19' 1"	5.82
	2	23.35	21.19	1167.6	33.06	938	21' 9"	6.63
	3	29.38	26.65	1469.1	41.60	1180	24' 5"	7.44
	4	35.41	32.12	1770.5	50.13	1423	27' 1"	8.26
	5	41.44	37.59	2071.9	58.67	1665	29' 9"	9.07
	6	47.47	43.06	2373.3	67.20	1907	32' 5"	9.88
	7	53.49	48.53	2674.7	75.74	2149	35' 1"	10.69






## Galvanized Bin Hardware



ITEM NO.	DESCRIPTION
BL1516	5/8" x 1" Bin Bolt
BL51634F	5/8" x 3/4" Flat Head Bin Bolt
BL516FN	5/8" Flare Nut
BLBC24	24' Roll Bin Caulk
BLBLS10	10GA Bin Leg Shim
HRWA0555Z	1/2" x 5 1/2" Zinc Wedge Anchor
3/4FW	3/4" Flat Washer – Use with your wedge anchor for added coverage

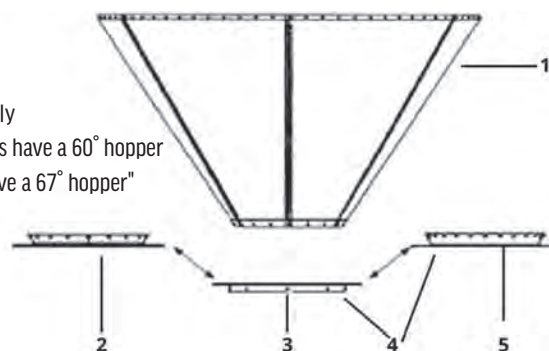
## Galvanized Bin Lids



ITEM NO.	DESCRIPTION
BLBWBLA	Way Back Lid Assembly
BLLOHAB	Anchor Bracket for Bin Lid Opener Handle
BLLOHM	Metal Handle for Bin Lid Opener
BLLOK	Bin Lid Opener Kit
BLRC	6'/9' Roof Collar
BLRC7	7' Roof Collar

## Galvanized Hopper Extensions & Bin Boot Collars

- Panels Only
- 6' & 9' bins have a 60° hopper
- 7' bins have a 67° hopper"



ITEM NO.	DESCRIPTION	NO. IN DIAGRAM
BLBHE6030	60° 30" Hopper Extension Panels	1
BLBHE6730	67° 30" Hopper Extension Panels	1
BLBBC60T	60° Bin Boot Collar – Top Only (1 pc.)	2
BLBBC67T	67° Bin Boot Collar – Top Only (1 pc.)	5
BLBBCB	Bin Boot Collar – Bottom Only (1 pc.) – For 6' & 7' Bins	3
BLBBCBR	Reinforced Bin Boot Collar – Bottom Only (1 pc.) – For 9' & 12' Bins	3
BLBBC60	60° Boot Collar Kit (2 pc.)	4
BLBBC67	67° Boot Collar Kit (2 pc.)	4

## Galvanized Hopper Repair Kits

Hopper repair kits come with all hopper sheets, hardware, and caulk. It does not include the boot collars.

ITEM NO.	DESCRIPTION
BLBH6	6' Hopper Repair Kit
BLBH7	7' Hopper Repair Kit
BLBH9	9' Hopper Repair Kit

## Hopper Valve

- Fill a bucket or wheelbarrow right from the side of your bin
- Install on your existing bin



ITEM NO.	DESCRIPTION
BLBHFV	Feed Valve for Bin Hopper

### Need emergency service after hours?

Contact our emergency service line at **717-989-4409** to speak to one of our experienced service technicians! **Emergency service is available 24/7.**



## Galvanized Bin Ladders & Windows



BLPW



BLPWS

Galvanized  
Bin Ladder



ITEM NO.	DESCRIPTION
BLLE	36" Ladder Extension
BLLS	Bin Ladder Step
BLPW	Peek Thru Window for Bin Hopper
BLPWS	Peek Thru Window for Bin Sidewall

## Pneumatic Fill Kits

Pneumatic fill kits include all the fill and vent components needed to extend over the edge of the roof

- Order #BLFP16 per foot to extend pipe down the side of the bin
- Order #BL6VP per foot to extend pipe down the side of the bin
- Use with 40° roof

ITEM NO.	DESCRIPTION
BLPFK6	6' Pneumatic Fill Kit
BLPFK7	7' Pneumatic Fill Kit
BLPFK9	9' Pneumatic Fill Kit

## Fill System Maintenance Recommendations

- Grease bearing at boot end every 30 days.
- Regularly check the system for loose hardware and tighten if necessary.
- Direct drive units - periodically check the oil level in the motor gear reducer. If necessary, add lubricant so that the oil level reaches up to the side of the reducer and/or the bottom of the pipe plug.
- V-Belt drive units - periodically apply grease lubricant to the grease fitting on the bearing housing.
- The system tubes should be kept level. Sagging tubes will cause wearing at these points.
- Empty the feed from the system if the system is to set for a long period of time.

## Pneumatic Fill Supplies



BLPFI



BL4TS



Flat Head Bolt



HRN02K



BLFC



BLFP16



BL6VE



BL6VP

ITEM NO.	DESCRIPTION
BLPFI	4" 90° Pneumatic Fill Inlet Elbow
BLPFE50	Fill Elbow f/ 40 Deg. Roof
BL4TS	4" Tube Splice
BLFP16	4" 16 Gauge Fill Pipe – Sold per foot
BLFC	Fill Pipe Collar

ITEM NO.	DESCRIPTION
1/4203/4FH	1/4" x 3/4" Flat Head Bolt
HRN02K	1/4" Keeps Nut
BL6VEF	6" Vent Elbow w/ Flange
BL6VE	6" Vent Elbow
BL6VP	6" Vent Pipe



## Poly Bins

**Maximize your profitability through proper feed storage**

### FEATURES

- Visible feed level
- Corrosion resistant for long life
- Large poly bins have 60 degree cone & ultra smooth interior
- Finish for easy, even feed flow.
- Large poly bins have 35 degree roof for maximizing fill height
- Easy to assemble
- Strong enough to handle concentrate material
- Heavy-duty steel ring and support stand
- Large 22" fill opening
- Ideal strength and flow characteristics for high moisture feeds, corn, soybean, salt, concentrates (premix), etc.
- Remote lid opener with double spring hold down.
- Poly auger boot for multiple size straight augers 2" - 4".
- Roller slide gate constructed in heavy-gauge steel, auger boots will fit under gate
- Cyclone for proper receiving of pneumatically delivered feed.
- Pneumatic fill pipe to attach to the cyclone and bin stand
- Sturdy steel ladders for all bin sizes

ITEM NO.	DESCRIPTION
BLPPB4-034	4' .7-Ton
BLPPB5-070	5' 1.44-Ton
BLPPB5-125	5' 2.5-Ton
BLPPB7-235	7' 4.7-Ton
BLPPB7-300	7' 6-Ton
BLPPB7-420	7' 8.25-Ton



Bin Diameter	Bin Model	Capacity Cu. Ft.	Bushels	Capacity @ 40lb./Cu. Ft.		Max Weight Capacity / Cu. Ft.	Height
				Tons (2000 lbs.)	Metric Tons (2200 lbs.)		
4'	PL-34	34	27	0.68	0.62	85 lb.	6' 9"
	PL-36	56	45	1.12	1.02	85 lb.	9' 2"
	PL-72	72	58	1.44	1.3	85 lb.	10' 7"
	PL-80	83	66	1.67	1.51	85 lb.	11'
5'	PL-45	45	36	0.9	0.82	85 lb.	7'
	PL-70	72	58	1.44	1.3	85 lb.	9' 1"
	PL-90	94	75	1.88	1.7	85 lb.	10' 9"
	PL-125	126	100	2.52	2.29	60 lb.	12' 8"
7'	PL-140	140	112	2.8	2.54	85 lb.	9' 6"
	PL-235	234	187	4.68	4.25	85 lb.	12' 3"
	PL-300	302	241	6.04	5.48	85 lb.	14'
	PL-420	418	333	8.26	7.51	60 lb.	17' 6"
7'	PL-480	480	384	9.6	8.73	55 lb.	19' 4"
	PL-365	365	292	7.3	6.64	75 lb.	15' 4"
	PL-460	459	367	9.18	8.35	60 lb.	18' 2"
	PL-525	527	421	10.54	9.58	55 lb.	19' 10"
7'	PL-645	642	512	12.76	11.6	45 lb.	23' 3"
	PL-705	705	563	14.1	12.82	40 lb	25' 2"

## Poly Bin Lids

Lid opener kits come with the bin lid and all the necessary mounting hardware.



ITEM NO.	DESCRIPTION
BLPPBLBW	White Lid Opener Kit
BLPPBLSC	Blue Lid Opener Kit



## PWA Poly PortaBin

**Portabin: Making Handling Dry Materials Easy**

- 4' & 5' diameter models
- Large 22" diameter fill opening
- Visible material level
- 55° cone with ultra smooth interior for easy, even flow
- Forklift & pallet jack usable
- 6" x 10" slide grate
- Heavy-duty, corrosion resistant polyethylene bin
- Galvanized steel stand

Item No.	Description	Capacity Cu. Ft.	Bushels	Capacity @ 40lb./Cu. Ft.	Max Weight Capacity / Cu. Ft.	Height
				Tons (2000 lbs.)		
BLPPBP4-034	4' 68 Ton Poly PortaBin	34	27	0.68	85 lb.	70"
BLPPBP5-070	5' 1.44 Ton Poly PortaBin	72	58	1.44	60 lb.	92"
BLPPBP5-090	5' 1.88 Ton Poly PortaBin	94	75	1.88	45 lb.	112"
BLPPBLBP	Basic Lid f/ PortaBin (Removable Style)					



## Weigh Bin Scales

**The #1 choice in the poultry industry**

### FEATURES

- Full capacity beam
- Compatible with all feeder/fill systems
- Easy to install
- Designed for 6' bin
- **7' bin adapter available**
- Multiple Sizes:
  - 2.3k lb. Bin Scale
  - 5k lb. Bin Scale
  - 2.3k/5k lb. Combo Chart Bin Scale
  - 10k lb. Bin Scale



ITEM NO.	DESCRIPTION
BLBS5000	5,000 lb. Mechanical Bin Scale
BLBS10000	10,000 lb. Mechanical Bin Scales
SW5000BS	Switch for 5000 lb. Bin Scale

## BinTrac Bin Scales

**Accurate and reliable feed bin scale**

### STORES AND DISPLAYS

- Current inventory by bin
- 24-hour feed use for past 4 days
- Last 4 feed delivery weights for each bin

### FEATURES

- Easy installation on existing and loaded bins using patented load cell bracket assembly
- One-year warranty covers lightning damage to load cells – extended warranty available
- The bracket does the lifting
- No field calibration required
- Temperature compensated

**BINTRAC**  
Bin Weighing Systems



BTSDC4



BTSLC100000



BTSLC10000



BTSPS



BTSSB6

ITEM NO.	DESCRIPTION
BTSDC4	BinTrac Display Console (4 Bin)
BTSLC10000	BinTrac 10,000 lb. Load Cell – One load cell per leg
BTSLC100000	BinTrac 10,000 lb. Load Cell Only
BTSPS	BinTrac Power Supply
BTSSB6	BinTrac 6 Cell Summing Box – 1 summing box per 6 load cells. 9' feed bins
BTSSB8	BinTrac 8 Cell Summing Box – 1 summing box per 8 load cells. 12' feed bins

## Bin Boots



BLBB0



BLBB30



BLBBD




BLBB0T



BLBB30T



BLBB0C



BLBB30C

ITEM NO.	DESCRIPTION
BLBB0	Green Straight Out Bin Boot
BLBB0T	Translucent Straight Out Bin Boot
BLBB0C	Clear Straight Out Bin Boot
BLBB30	Green 30° Bin Boot
BLBB30T	Translucent 30° Bin Boot
BLBB30C	Clear 30° Bin Boot
BLBBD	Green Double Straight Out Bin Boot

## Bin Wedges

**Need a different angle for your auger unload? Use a boot wedge to increase or decrease from your 30° boot angle.**



ITEM NO.	DESCRIPTION
BLBW3	3 Degree Boot Wedge
BLBW6	6 Degree Boot Wedge
BLBW9	9 Degree Boot Wedge
BLBW12	12 Degree Boot Wedge
BLBW15	15 Degree Boot Wedge
BLBW20	20 Degree Boot Wedge

## Augers

### Flex Auger Systems

#### 220 Auger System

Used to convey dry ground feed and crumble type mash – maximum moisture content 18%. Maximum particle size  $\frac{1}{8}$ " diameter x  $\frac{1}{2}$ " long. System is not recommended for large pellets or shelled corn. PVC tubes are 2.25" (55 mm) outside diameter; flexible auger is 1.52" outside diameter. Approximate feed delivery rate is 15 lbs. per minute or 900 lbs. per hour based on 40 lbs. per cubic foot feed density and 358 RPM drive unit.

#### 300 Auger System

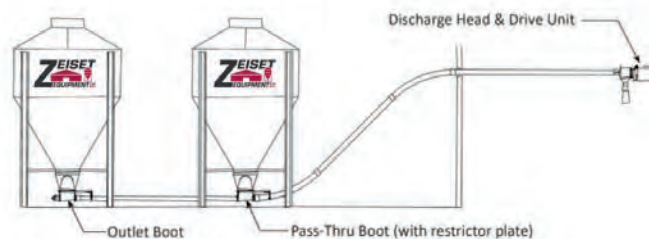
Used to convey dry ground feed and crumble type mash – maximum moisture content 18%. Maximum particle size  $\frac{1}{8}$ " diameter x  $\frac{1}{2}$ " long. System is recommended for pellets or shelled corn. PVC tubes are 3" (75 mm) outside diameter; flexible auger is 2.25" outside diameter. Approximate feed delivery rate is 35 lbs. per minute or 2100 lbs. per hour based on 40 lbs. per cubic foot feed density and 358 RPM drive unit.

#### 350 Auger System

Used to convey dry ground feed and crumble type mash – maximum moisture content 18%. Maximum particle size  $\frac{3}{16}$ " diameter x  $\frac{1}{2}$ " long. System is not recommended for large pellets or shelled corn. PVC tubes are 3 $\frac{1}{2}$ " (90 mm) outside diameter; flexible auger is 2.71" outside diameter. Approximate feed delivery rate is 100 lbs. per minute or 6000 lbs. per hour based on 40 lbs. per cubic foot feed density and 358 RPM drive unit.

#### 420 Auger System

Used to convey dry ground feed and crumble type mash. Maximum particle size  $\frac{3}{16}$ " diameter x  $\frac{1}{2}$ " long. Steel tubes are 4.25" (108 mm) outside diameter; flexible auger is 3.55" outside diameter. Approximate feed delivery rate is 220 lbs. per minute or 13,200 lbs. per hour based on 40 lbs./cubic foot feed density and 359 RPM drive unit.



### SYSTEM NOTES

- Size your system to make the maximum operating time four hours per day. Some applications may require two flexible auger fill systems or even a 4" or 6" rigid auger system to meet the desired feed delivery rate.
- A time clock or other control is recommended with all systems to prevent excess empty auger operation and other malfunctions.
- Multiple bin pass-thru options or tandem systems are recommended when extra feed storage or dual rations are required.

### Auger Flighting

All auger flighting is sold by the foot.



ITEM NO.	DESCRIPTION
BLAF2	220 Flex Auger Flighting
BLAF30	300 Flex Auger Flighting
BLAF35	350 Flex Auger Flighting
BLAF42	420 Flex Auger Flighting

### Auger Tube

Tube is sold per 10' section.



#### Steel

ITEM NO.	DESCRIPTION
BLAT30S	300
BLAT35S	350
BLAT42S	420 – Does not have a belled end




#### PVC

ITEM NO.	DESCRIPTION
BLAT2	220
BLAT30	300
BLAT35	350
BLAT42	420



## Auger Elbows



### Steel

ITEM NO.	DESCRIPTION
BLAL30S	300 45° Elbow
BLAL35S	350 45° Elbow
BLAL42S	420 45° Elbow

### PVC

ITEM NO.	DESCRIPTION
BLAL2	220 45° Elbow
BLAL30	300 45° Elbow
BLAL35	350 45° Elbow
BLAL42	420 45° Elbow

## Auger Tube Couplers



### Steel

ITEM NO.	DESCRIPTION
BLATC30S	300 Coupler w/ Clamps
BLATC35S	350 Coupler w/ Clamps
BLATC42S	420 Coupler w/ Hardware

### PVC

ITEM NO.	DESCRIPTION
BLATC2	220 Coupler
BLATC30	300 Coupler
BLATC35	350 Coupler
BLATC42	420 Coupler

## Tube Clamps



ITEM NO.	DESCRIPTION
BLATCP30	300 Tube Clamp
BLATCL35	350 Tube Clamp
BLATCL42	420 Tube Clamp

## Auger Drive Units



ITEM NO.	DESCRIPTION
BLADD12	½ HP Auger Direct Drive Unit (358 RPM)
BLADD34	¾ HP Auger Direct Drive Unit (358 RPM)
BLADD34441	¾ HP Auger Direct Drive Unit (441 RPM)
BLADD1	1 HP Auger Direct Drive Unit (358 RPM)
BLADD10441	1 HP Auger Direct Drive Unit (441 RPM)
BLADD15	1½ HP Auger Direct Drive Unit (358 RPM)
BLADD15441	1½ HP Auger Direct Drive Unit (441 RPM)

## Auger Gearboxes



## Twin Loop Chain



ITEM NO.	DESCRIPTION
HRCCTL20	2/0 Twin Loop Chain – Zinc Plated

## PVC Glue

ITEM NO.	DESCRIPTION
PPG08	8 oz. PVC Glue
PPG16	16 oz. PVC Glue



## Auger Motors



ITEM NO.	DESCRIPTION
MTLA050	½ HP Leeson Auger Motor
MTLA075	¾ HP Leeson Auger Motor
MTLA100	1 HP Leeson Auger Motor
MTLA150	1½ HP Leeson Auger Motor
MTWA050	½ HP Weg Auger Motor
MTWA075	¾ HP Weg Auger Motor
MTWA100	1 HP Weg Auger Motor

ITEM NO.	DESCRIPTION
GRBPFAD266	266 RPM Auger Gearbox
GRBPFAD358	358 RPM Auger Gearbox
GRBPFAD441	441 RPM Auger Gearbox
GRBPFVP	Vent Plug f/ Auger Gearbox
OSPADOP	Output Oil Seal for Auger Gearbox
OSPADIP	Input Oil Seal for Auger Gearbox
GRBOQ	Gear Oil – 32 oz.

## Gearbox Pinions



GRPG12358



Chore-Time

ITEM NO.	DESCRIPTION
GRPG12358	½" Bore Pinion Gear
GRPG58358	¾" Bore Pinion Gear
CT5046	Chore-Time ½" Bore Pinion Gear
CT3249	Chore-Time Ultra Flo ½" Bore Pinion Gear
CT6104	Chore-Time ¾" Bore Pinion Gear

## Gearbox Adaptors

**Make use of that old motor and adapt your 56 C Face motor to our auger gearbox!**



Extended pinion to be used with the 56 C adaptor

ITEM NO.	DESCRIPTION
GRBPFADAHD	56 C to Auger Drive Adaptor
GRPGHD58	¾" Bore Pinion Gear

**Emergency service is available 24/7!**

Call our emergency service line at **717-989-4409** if you need assistance after hours!.

## Discharge Head



BLADHB



BLADHCB



SWPPHSSN



SWDPSTTPPH



BLADHDR



SWDPPH



BLADHBMP



BLADHMS

ITEM NO.	DESCRIPTION
BLADH	Discharge Head w/ Control Box
BLADH42	420 Discharge Head w/ Control Box
BLADHB	Discharge Head w/o Control Box
BLADHB42	420 Discharge Head w/o Control Box
BLADHCB	Control Box
BLADHDR	Diaphragm Retainer for Discharge Head
SWDPPH	Switch Diaphragm for Discharge Head
BLADHBMP	Box Mounting Plate for Discharge Head
BLADHMS	Moisture Seal for Discharge Control Box
SWPPHSSN	Safety Switch for Discharge Head – New Style
SWPPHSS	Safety Switch for Discharge Head – Old Style
SWDPSTTPPH	Toggle Switch for Discharge Head (DPST)
BLADHAD	Discharge Head Access Door

## Complete Bin Unload Kits

### 220 Unloads

ITEM NO.	DESCRIPTION
BLAU20C	220 Single Unload w/ Tail Shaft & Slide
BLAU2TC	220 Twin Unload w/ Tail Shafts & Slide



Single Unload

Double Unload

### 300 Unloads

ITEM NO.	DESCRIPTION
BLAU30	300 Single Thru Unload w/ Slide & Restrictor
BLAU30C	300 Single Unload w/ Tail Shaft & Slide
BLAU30T	300 Twin Thru Unload w/ Slide & Restrictor
BLAU30TC	300 Twin Unload w/ Tail Shafts & Slide

### 350 Unloads

ITEM NO.	DESCRIPTION
BLAU35	350 Single Thru Unload w/ Slide & Restrictor
BLAU3TC	350 Single Unload w/ Tail Shaft & Slide
BLAU35T	350 Twin Thru Unload w/ Slide & Restrictor
BLAU35TC	350 Twin Unload w/ Tail Shafts & Slide

### 420 Unloads

ITEM NO.	DESCRIPTION
BLAU42	420 Single Thru Unload w/ Slide & Restrictor
BLAU42C	420 Single Unload w/ Tail Shaft & Slide
BLAU42T	420 Twin Thru Unload w/ Slide & Restrictor
BLAU42TC	420 Twin Unload w/ Tail Shafts & Slide



## Port Kits



Comes with tube clamp.

ITEM NO.	DESCRIPTION
BLAPK278	220 Port Kit w/ 5/8" Shaft
BLAPK358	300 Port Kit w/ 5/8" Shaft
BLAPK378	300 Port Kit w/ 3/4" Shaft
BLAPK3558	350 Port Kit w/ 5/8" Shaft
BLAPK3578	350 Port Kit w/ 3/4" Shaft
BLAPK4278	420 Port Kit w/ 3/4" Shaft

## Port Tube & Plate

Adapts auger tube to the drive head of auger.  
Interchanges among most major brands of augers.



ITEM NO.	DESCRIPTION
BLAPT2	220 Port Tube & Plate
BLAPT3	300 Port Tube & Plate
BLAPT35	350 Port Tube & Plate
BLAPT42	420 Port Tube & Plate

## Drive Slugs

Replacement auger drive anchors



ITEM NO.	DESCRIPTION
BLADS358	300 Drive Slug - 5/8"
BLADS378	300 Drive Slug - 3/4"
BLADS3558	350 Drive Slug - 5/8"
BLADS3578	350 Drive Slug - 3/4"
BLADS4278	420 Drive Slug - 3/4"

## Power Head Flighting Anchors & Bolts



Power Head Flighting Anchors

ITEM NO.	DESCRIPTION
BLAPHFA2	220 Power Head Flighting Anchor
BLAPHFA	300 & 350 Power Head Flighting Anchor
BLAPHFA42	420 Power Head Flighting Anchor - Also used for 420 tail shaft
5/16X3/8SHB	5/16" x 3/8" Socket Head Bolt - Used on 220, 300, 350 port kits



Socket Head Bolt

ITEM NO.	DESCRIPTION
5/16X7/8SHB	5/16" x 7/8" Socket Head Bolt - Used on 420 port kits and tail shafts
5/16X11/2SHB	5/16" x 1 1/2" Socket Head Bolt - Used on 220, 300 port kits
5/16X13/4SHB	5/16" x 1 3/4" Socket Head Bolt - Used on 350 port kits
5/16X21/2SHB	5/16" x 2 1/2" Socket Head Bolt - Used on 420 port kits

## Feed Drops



Short Drop

Total Drop



HRSLP5164

ITEM NO.	DESCRIPTION
BLAD2	220 Feed Total Drop
BLAD30	300 Feed Total Drop
BLAD30S	300 Short Red Feed Drop
BLAD35	350 Feed Total Drop
BLAD35S	350 Short Red Feed Drop
BLAD42S	420 Short Red Feed Drop
HRSLP5164	5/8" x 4" Snap Lock Pin

## Drop Tubes



### Metal Flex Tube

ITEM NO.	DESCRIPTION
BLFP30	3" Metal Flex Tube
BLFP312	3 1/2" Metal Flex Tube



### Vinyl Flex Tube

ITEM NO.	DESCRIPTION
BLFVDT300	3" Vinyl Flex Tube
BLFVDT312	3 1/2" Vinyl Flex Tube
BLFVDT400	4" Vinyl Flex Tube

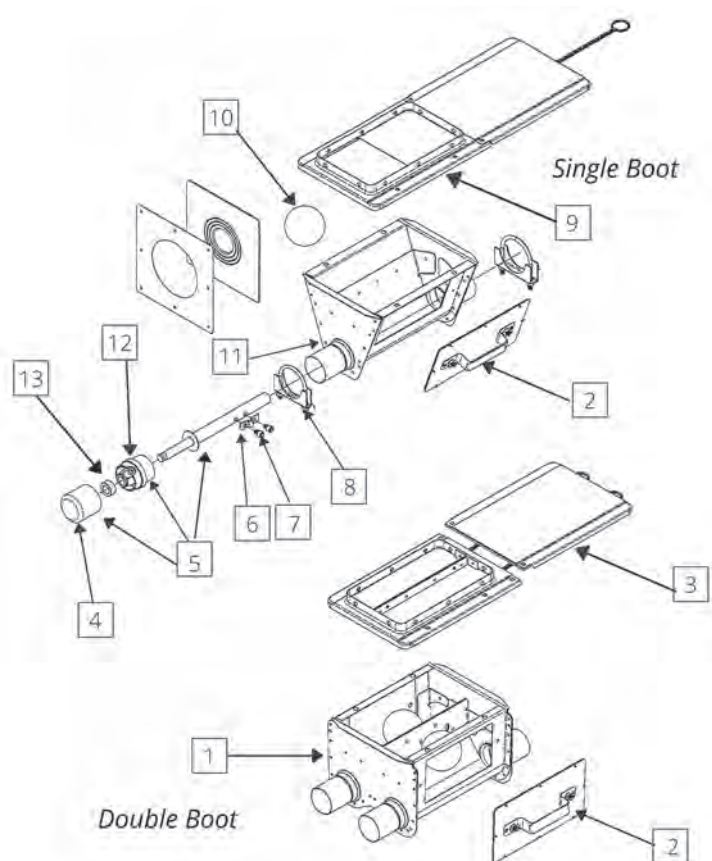


### Rubber Flex Tube

ITEM NO.	DESCRIPTION
BLFRDT4	4" Rubber Flex Tube
BLFRDT6	6" Rubber Flex Tube

## Bin Unload Parts Breakdown

ITEM NO.	DESCRIPTION	NUMBER IN DIAGRAM
<b>Slides</b>		
BLAUSP	Unload Slide Plate – Metal	9
BLAUPP	Unload Slide Plate – Plastic	
BLAUSPS	Slide Plate Only	
BLAUDSP	Split Slide for Double Unload	3
BLSVHP	Slide Plate Hardware Pack – comes with (18) 5/16" Flat Head Bolts, (18) 5/16" Nylon Washers, (18) Nylon Hex Nuts, (6) Zinc Hex Bolts, & (6) Zinc Hex Nuts.	
<b>Unload Bodies</b> – Unload bodies include weldment, access door(s), and agitator ball(s).		
BLAUB20	220 Single Unload Body	11
BLAUB20T	220 Twin Unload Body	1
BLAUB30	300 Single Unload Body	11
BLAUB30T	300 Twin Unload Body	1
BLAUB35	350 Single Unload Body	11
BLAU35TB	350 Twin Unload Body	1
BLAUB42	420 Single Unload Body	
BLAUB42T	420 Twin Unload Body	
BLAUAD	Unload Access Door	2
<b>Restrictors</b>		
BLAUBSS	300 Single Baffle Restrictor	
BLAUBD	300 Double Baffle Restrictor	
BLAUBD35	350 Double Baffle Restrictor	
BLARS42	420 Feed Restrictor Shaft	
<b>Tail Shaft Assemblies</b> – Tail shaft assemblies include two tube clamps and a rubber bearing cap.		
BLATS2	220 Tail Shaft Assembly	5
BLATS30	300 Tail Shaft Assembly	5
BLATS35	350 Tail Shaft Assembly	5
BLATS42	420 Tail Shaft Assembly	
BLAPHFA2	220 Tail Shaft Flighting Anchor	6
5/16X3/8SHB	5/16" X 3/8" Socket Head Bolt – Used with #BLAPHFA2	7
BLATSFA	300 & 350 Tail Shaft Flighting Anchor	6
BLATSFA2	Square Head Bolt f/ Tail Shaft Flighting – Used with #BLATSFA	
BLAPHFA42	420 Tail Shaft Flighting Anchor – Also used for 420 Power Head	6
5/16X7/8SHB	5/16" X 7/8" Socket Head Bolt – Used on 420 port kits and tail shafts	7
BLATCP30	300 Tube Clamp	8
BLATCL35	350 Tube Clamp	8
BLATCL42	420 Tube Clamp	8
BLBCR220	220 Rubber Bearing Cap	4
BLBCR300	300 Rubber Bearing Cap	4
BLBCR350	350 & 420 Rubber Bearing Cap	4
BRPTS3	300 Tail Shaft Bearing Assembly	12



ITEM NO.	DESCRIPTION	NUMBER IN DIAGRAM
<b>Tail Shaft Assemblies – Continued</b>		
BRPTS35	350 Tail Shaft Bearing Assembly	12
BRPTS42	420 Tail Shaft Bearing Assembly	12
SHC10	5/8" Shaft Collar	13
BLBC3	300 Boot Bearing Cap (Metal) – Old Style	
BLBC35	350 Boot Bearing Cap (Metal) – Old Style	
BRGSIB	Tail Shaft Boot Bearing – Old Style. Used on 300 & 350	
<b>Agitator Ball</b>		
BLAKB	Steel Agitator Ball	10
<b>Transfer Plate</b>		
BLATP	Transfer Plate	



## Bin Unload Parts



Twin Unload Body



Unload Access Door



Rubber Bearing Cap




Tail Shafts



Tail Shaft Flighting Anchor



Tube Clamps



Unload Slide Plate

Slides



Steel Agitator Ball



Single Unload Body



Tail Shaft Bearing Assembly



BLBC3, BLBC35  
300 Boot Bearing Cap (Metal)



BRGSIB - Tail Shaft Boot Bearing  
Old Style. Used on 300 & 350



Restrictors



Transfer Plate

## Auger Belt Drive Kit

Also comes with cast pulley & belt.



Auger Belt Drive Kit

Feed drop not included. Added for detail.

ITEM NO.	DESCRIPTION
BLABDK	Auger Belt Drive Kit

## Shaft & Bearing Assembly



BLABDSBAP

BRI10F

ITEM NO.	DESCRIPTION
BLABDSBAP	Shaft & Bearing Assembly
SHPBDPH	Shaft f/ Belt Drive Power Head
BRI10F	5/8" Insert Bearing Flat OD

## Discharge Boots



BLAPHDBP

BLAPHDBPS

ITEM NO.	DESCRIPTION
BLAPHDBP	White Discharge Boot
BLAPHDBPS	Short Discharge Boot

## Rigid Auger Systems

### Custom rigid augers – call to order

The rigid auger assembly includes a drive kit, motor, unload boot, tube splice, slide, and a 90° outlet chute. You may need a plastic bin boot or flexible drop tube. These are not included in the assembly.



## Rigid Auger Assemblies



### 4" Augers

- 4" augers come with 16 gauge galvanized tube and  $\frac{3}{16}$ " heavy-duty flight mounted on  $\frac{3}{4}$ " schedule 40 pipe.
- Call for pricing on longer augers

ITEM NO.	DESCRIPTION
BLA406A	4" x 6'
BLA408A	4" x 8'
BLA410A	4" x 10'
BLA412A	4" x 12'
BLA414A	4" x 14'
BLA416A	4" x 16'
BLA418A	4" x 18'
BLA420A	4" x 20'

### 6" Augers

- 6" augers come with 14 gauge galvanized tube and  $\frac{1}{8}$ " heavy-duty flight mounted on 1" schedule 40 pipe.
- Call for pricing on longer augers

ITEM NO.	DESCRIPTION
BLA606A	6" x 6'
BLA608A	6" x 8'
BLA610A	6" x 10'
BLA612A	6" x 12'
BLA614A	6" x 14'
BLA616A	6" x 16'
BLA618A	6" x 18'
BLA620A	6" x 20'

## Auger Outlet Chutes



ITEM NO.	DESCRIPTION
BLA0445	4" 45° Outlet Chute
BLA0490	4" 90° Outlet Chute
BLA0645	6" 45° Outlet Chute
BLA0690	6" 90° Outlet Chute

## Rigid Unloads



ITEM NO.	DESCRIPTION
BLAU4	4" Rigid Unload – Includes plastic slide plate
BLAU6	6" Rigid Unload – Includes plastic slide plate
BLAUPP	Unload Slide Plate (Plastic)
BLSVHP	Slide Plate Hardware Pack

## Tube Splices



ITEM NO.	DESCRIPTION
BL4TS	4" Tube Splice
BL6TS	6" Tube Splice

Great people! Good service!  
They did a good job on my chicken barns!



~Google Review~



## Pan Feeding

### Big Dutchman Broiler Pan Feed System



**Big Dutchman**



#### FLUXX Feed Pan

**The broiler pan that set the standards for increased feeding space**

The patent pending FLUXX broiler pan feeding system continues to set the standard in broiler feeding technology. The FLUXX system has been farm tested around the world, showing it to be the best at faster starts and bigger birds. Now with new features and better performance, Big Dutchman continues to deliver the innovation you need to keep your broiler operation on top!

#### IMPORTANT ADVANTAGES

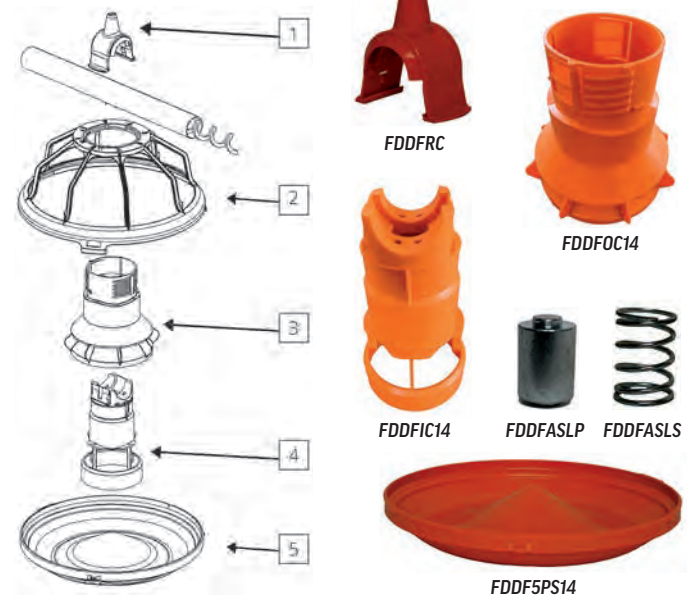
- Available in standard or deep dish design
- Pan spins 360 degrees providing even feed distribution
- Up to 16 feed stations encourages birds to eat straight into the pan
- Internal lip is designed for easy feed access, less waste and injury
- Feed levels are easily set with 'Spin n' Lock' adjustment
- Swinging pan design for easy cleaning and less injury
- Snap on top cap for easy installation and service
- Additional dish latch to ensure dish stays secured
- Will last for years with heavy-duty plastic construction

**Quantity Discounts Available**



ITEM NO.	DESCRIPTION
FDDF5P1416	14" 16-Spoke FLUXX Pan Assembly

#### FLUXX Feed Pan Parts



ITEM NO.	DESCRIPTION	NO. IN DIAGRAM
FDDFRC	Retainer Cap	1
FDDF0C14	Outer Cylinder	3
FDDFIC14	Inner Cylinder	4
FDDF5G16	14" 16 Spoke Grill	2
FDDF5PS14	14" Smooth Pan	5
FDDFASLP	Anti-swing Lock Pin	
FDDFASLS	Anti-swing Lock Spring	

#### FLUXX Control Pans

ITEM NO.	DESCRIPTION
FDDCPM145M	14" 5 Spoke Mid-Line Control Pan
FDDCPM1416M	14" 16 Spoke Mid-Line Control Pan
FDDCPF1416	14" 16 Spoke End Control Pan



*Motor not included.*

#### FLUXX Control Pan Parts

ITEM NO.	DESCRIPTION
FDDCPFDBS	Switch Diaphragm/Baffle
FDCPDBD	Switch Diaphragm
FDDCPFIC	Trimmed Inner Cylinder
FDDCPFICAL	Adapter Liner for Trimmed Inner Cylinder
FDCPLL	LED Control Pan Light



FDDCPFDBS



FDDCPFIC



FDDCPFICAL



FDCPLL

## Val-Co Broiler Pan Feed System



The FUZE ProLine pan feeding system regularly outperforms other poultry feeders in feed trials. Its 6 pan/grill combinations let you choose the one that is best suited for your application. The FUZE floods evenly for easy bird access to feed, swings open for quick cleaning, and is made of a stronger, lighter plastic to make poultry feeding a snap.

### FUZE PROLINE FEEDING SYSTEMS FEATURES

- Three large feed windows for automatic and even pan flooding with feed
- Grill and pan form a large feed saving lip to minimize feed spillage and waste
- Accurate feed level adjustments are quickly made from outside the pan
- Deep center feeding "V" bottom nestles down into the litter to promote easier chick access when brooding and overall feed savings
- Increased material thickness added to the pans in the "scratch" areas to improve pan life
- Anti-rake fins reduce billing and feed wastage
- Constructed with engineered polymer resins to resist wear and reduce the harboring of bacteria
- Two-piece top for ease of installation/replacement or one-piece tower for additional rigidity and strength
- A pan/grill hinge and lock that securely locks pan to grill and provides for easy cleaning between flocks
- A mechanical switch control pan which provides high reliability and ease of maintenance

### FUZE Feed Pan

#### FEATURES & BENEFITS

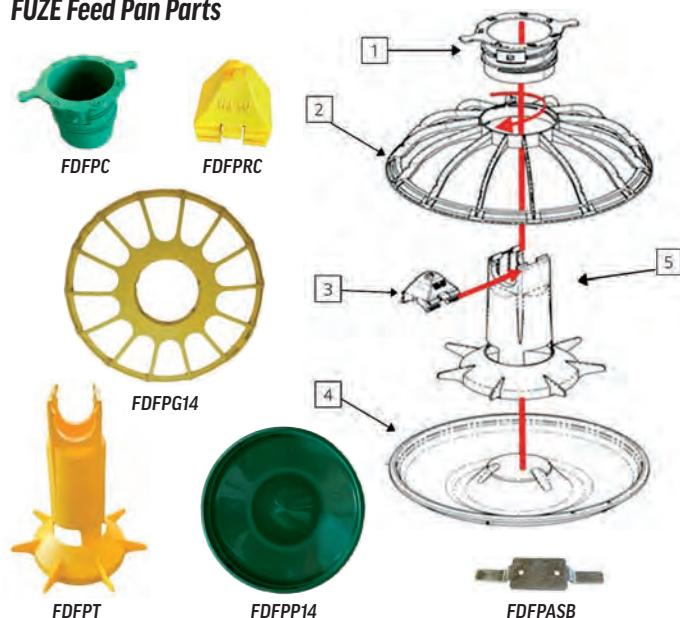
- 6 pan/grill combinations to find the perfect fit for your flock
- 3 large feed windows evenly flood the pan to give birds equal access to feed from all sides
- Increased material thickness prevents cracking
- Polymer resin material is a dream to clean – just snap the pan open and hose it off!



#### Quantity Discounts Available

ITEM NO.	DESCRIPTION
FDFP1413	13" 14-Spoke FUZE Pan
FDFP514	14" 5-Spoke FUZE Pan
FDFP1414	14" 14-Spoke FUZE Pan
FDPXHTC	Pan Feeder for Under Hen Trough

## FUZE Feed Pan Parts



ITEM NO.	DESCRIPTION	NO. IN DIAGRAM
FDFPRC	Retainer Cap	3
FDFPC	Adjustment Collar	1
FDFPG5S	5 Spoke Grill	2
FDFPG14	14 Spoke Grill	2
FDFPT	Feeder Tower	5
FDFPP14	14" Feed Pan	4
FDFPASB	Anti-Swing Bracket	
FDFPASK	Anti-Swing Kit – Kit comes with anti-swing bracket and (2) 2" hose clamps.	

## FUZE Control Pans

ITEM NO.	DESCRIPTION
FDFMCP1414	14" 14-Spoke FUZE Control Pan




### FUZE Control Pan Parts

ITEM NO.	DESCRIPTION
FDFMCPT	Control Pan Tower
FDFMCPA	Paddle Assembly
FDFMCPWSB	Wiring Assembly
FDFCPSB	Mounting Plate for Switch Box
FDFCPSBM	Switch Mounting Bracket
FDFCPLL	LED Control Pan Light



## FUZE Motor Mounts & Parts



ITEM NO.	DESCRIPTION
FDFMM	Motor Mount for Val-Co Feeder Drive
FDFMTC	Tube Connector Clamp (Half)
FDPPFDB	Auger Drive Block
1/4X11/2SHB	1/4" x 1 1/2" Socket Head Bolt
FDPPAS	Auger Shim for Gearbox
FDCPS36	36" Cord Protector Spring Style
FDSWI	Shocker Wire Insulator & Clamp

## Val-Co Pullet Pan Feed System

ITEM NO.	DESCRIPTION
FDFP1414PA	14" 14-Spoke Fuze Pullet Pan
FDRPFR	Feed Restrictor
FDFPASB	Anti-Swing Bracket
FDFPASK	Anti-Swing Kit - comes with anti-swing bracket and (2) 2" hose clamps.



## Val-Co Rooster Pan Feed System

The PXR Rooster Pan Feeder is designed for rigid mounting to the feed line. Suspension hangers are available in rigid scissor or free-hanging styles. Choose between plastic or steel grill.



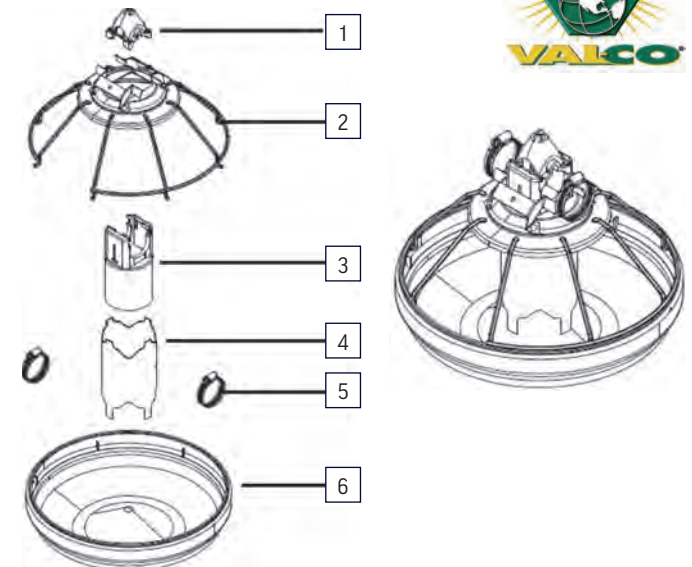
ITEM NO.	DESCRIPTION
FDPR	PXR Rooster Pan

## Metal Control Pans & Parts



ITEM NO.	DESCRIPTION
FDPECP	Metal End Control Pan
FDFCPMP	Metal Mid-Line Control Pan
FDPECPP	Pan for Metal Control Pan - For End & Mid-Line
FDPECPTP	Tube Port for Metal End Control Pan
FDPECPGR	Grill for Metal End Control Pan
FDCPCWGC	Wire Grill Clip for Metal Control Pan - For End & Mid-Line
FDPCPSB	Switch Bracket for Metal End Control Pan
FDPCPSS	Switch Plate Spring for Metal End Control Pan
FDPECPDA	Diaphragm Assembly for Metal End Control Pan

## PXR Feed Pan Parts Breakdown



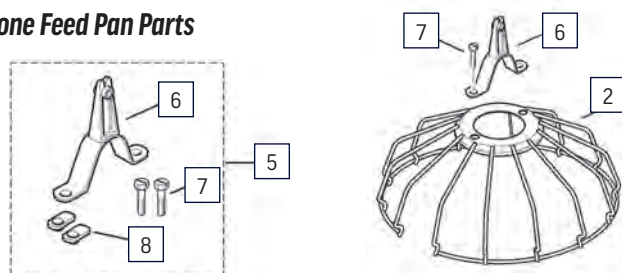
ITEM NO.	DESCRIPTION	NO. IN DIAGRAM
FDPTRC	Tube Retainer Cap	1
FDRPG8	8 Spoke Grill with Anti-Swing Brackets	2
FDRPDT	Drop Tube	3
FDRFLT	Feed Level Tube	4
WTHC2S	2" SS Hose Clamp	5
FDPFP	Pan Only	6

## Big Dutchman Rooster Pan Feed System



ITEM NO.	DESCRIPTION
FDBDCRP	Cyclone Rooster Feed Pan

### Cyclone Feed Pan Parts




ITEM NO.	DESCRIPTION	NO. IN DIAGRAM
FDBDCRPP	Pan	1
FDBDCRPG	Grill	2
FDBDCRPCD	Cone & Drop Assembly	3
FDBDCRPH	Hardware Bag	5
FDBDCPRC	Retainer Cap	6
FDBDCPB	1/4" x 1 1/4" Bolt	7
FDBDCPWN	Weld Nut	8
FDBDCRPSSO	Shut Off Slide	

### Cyclone Control Pan

ITEM NO.	DESCRIPTION
FDDRFCP	Cyclone Rooster Control Pan

### Cyclone Motor Mount & Parts



ITEM NO.	DESCRIPTION
FDDCMM	Motor Mount Connector & Wiring Kit
FDDPFTCMCP	Tube Connector w/ Mesh
FDDPFMMB	Blue Motor Mount
FDDPFMMBG	Grill for Blue Motor Mount Box
FDDPFADSCA	Auger Drive Shaft Connector Assembly

## Val-Co Turkey Pan Feed System



The PTF Turkey Pan Feeder is a multi-adjustable feeder that is easy to handle and gives excellent results. The ample and deep poly pan offers sufficient space for the growing turkeys, avoids feed waste and can easily be removed, exchanged or cleaned.

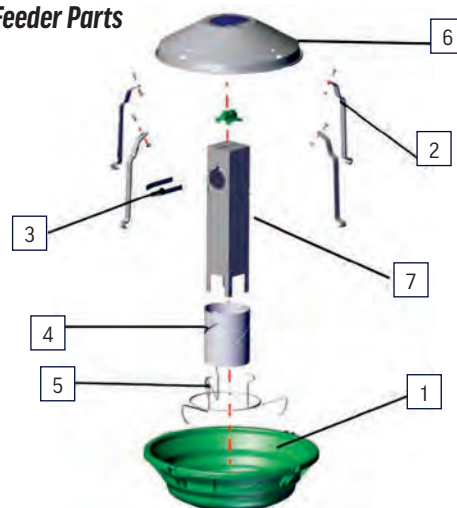
### FEATURES

- Self-leveling which allows feeder to swing, therefore reducing bruising
- Steel feed level tube can be adjusted in seconds
- Even feed distribution
- Extra strength construction designed to withstand the movements of full-grown turkeys



ITEM NO.	DESCRIPTION
FDPTFPA	Val-Co Turkey Feed Pan Assembly

### Turkey Pan Feeder Parts



ITEM NO.	DESCRIPTION	NO. IN DIAGRAM
FDPATP	Feed Pan Only	1
FDTPSSD	Swing Down Strut	2
FDPTLS	Lid Supports	3
FDPTFLT	Feed Level Tube	4
FDPTFLAR	Feed Level Adjustment Ring	5
FDPTFL	Lid	6
FDPTFDT	Drop Tube Assembly	7

### Turkey Control Pan

ITEM NO.	DESCRIPTION
FDPTCP	Turkey End Control Pan





## Big Dutchman Turkey Pan Feed System



### UniGROW360 Turkey Starter Feed Pan

**Start poults quickly and move them out sooner!**

The innovative, patented Big Dutchman UniGROW 360 starter feed pan for turkeys provides quick starts, the ability to move birds out at an earlier age, more feed in the pan without waste, and easy access to feed. UniGROW 360 pans flood in a full 360° circumference, and feed flows easily without bridging, so all birds can easily access feed.

#### IMPORTANT ADVANTAGES

- The durable top cap snaps onto the pan assembly for easy installation and maintenance
- Unique three-strut grill makes it easier for small birds to get to the feed without being trapped
- Feed collar is raised or lowered with the winch system and keeps birds from slinging feed
- Integral anti-scratch ring prevents feed from being scratched from the pan
- Multiple minimum feed level settings allow you to custom-set pans
- Unique shut-off feature allows you to shut off feed flow to individual pans
- Pan disperses feed in a 360° circumference, preventing staleness and waste of feed
- Easy to thoroughly wash down



ITEM NO.	DESCRIPTION
FDDTUGSPA	Turkey Starter Feed Pan

#### UniGROW360 Pan Parts

ITEM NO.	DESCRIPTION	NO. IN DIAGRAM
FDDUGC	Retainer Cap	1
FDDUGG	Grill	2
FDDUGP	Pan Only	3



"\*" Indicates manufacturer part number

## Gladiator Turkey Feed Pan



### The 'tough as nails' adult turkey feeding pan

The Gladiator adult turkey feeding pan is engineered to stand up against the daily rigors of feeding the most aggressive and heavy turkeys. From flock to flock, the Gladiator pan is made to take a beating, and designed for ease of maintenance and adaptability.

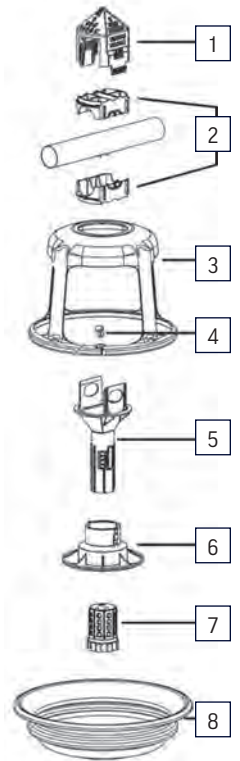
#### IMPORTANT ADVANTAGES

- Snap on cap provides easy assembly and maintenance
- Pans can be quickly removed individually for maintenance
- Swinging pan design minimizes bruising while maximizing meat quality
- Snap'n lock mechanism locks the dish securely to the grill to eliminate dish drop
- Dish unlocks and is removed for easy and thorough cleaning between flocks
- Feed savings lip design reduces feed waste, resulting in better feed conversions
- Feed levels can be easily adjusted with twist and lock feature
- Large windows allow for easy access to feed
- Fill and auger system delivers an accurate and uniform feed level to the entire flock



#### Gladiator Feed Pan Parts

ITEM NO.	DESCRIPTION	NO. IN DIAGRAM
FDDGTRC	Retainer Cap	1
FDDGTTAH	Tube Adapter-Half	2
FDDGTG	Grill	3
FDDGTGC	Grill Clip	4
FDDGTIC	Inner Cylinder	5
FDDGTUFUW	Flooding Weighted Unit	6
FDDGTICO	Outer Cylinder	7
FDDGTPO	Pan Only	8
FDDGTNCN	Nylon Cord	
FDDGTCTB	Thumb Bolt for Cord	
FDDGTCTN	Thumb Nut for Cord	



#### Gladiator Control Pan

ITEM NO.	DESCRIPTION
FDDGTPCM	Gladiator Turkey Control Pan

## Val-Co Pan Feed Tubes

### Smooth Broiler Tube

Tubes come in 9' & 10' sections.



ITEM NO.	DESCRIPTION
FDATP49	4 Hole on 9'
FDATP310	3 Hole on 10'
FDATP410	4 Hole on 10'

### Ribbed Broiler Tube

Tubes come in 9' & 10' sections.



ITEM NO.	DESCRIPTION
FDAT49R	4 Hole on 9'
FDATP310R	3 Hole on 10'
FDATP410R	4 Hole on 10'

### Smooth Turkey Tube



ITEM NO.	DESCRIPTION
FDATFT210	2 Hole on 10'
FDPATFT310	3 Hole on 10'

## Big Dutchman Pan Feed Tubes



### Smooth Broiler Tube



ITEM NO.	DESCRIPTION
FDDPFT49	Feeder Tube 4 on 9
FDDPFT310	Feeder Tube 3 on 10
FDDPFT410	Feeder Tube 4 on 10

### Smooth Turkey Tube



ITEM NO.	DESCRIPTION
FDDTFT210	Feeder Tube 2 on 10
FDDTFT310	Feeder Tube 3 on 10

## Feed Tube Clamps



ITEM NO.	DESCRIPTION
FDATPC	Tube Clamp 1-Bolt
FDATPCBD	Tube Clamp 1-Bolt- Big Dutchman
FDDTFTC	2" U-Bolt Tube Clamp - Used for Turkey Feeders

## Feed Tube Hangers



FDPFTHW



FDPFTHWR



FDATHST



CBA



RPA316



FDPFTHCTA



FDPATFTHW



CBPTC316

ITEM NO.	DESCRIPTION
FDPFTHW	Wire Tube Hanger
FDPFTHWR	Wire Tube Hanger- Ribbed Tube
FDATHST	Scissors Tube Hanger
FDPFTHCTA	Adjustable Rooster Tube Hanger- Ribbed Tube
FDBDCRPTS	Rooster Tube Stabilizer Hanger



ITEM NO.	DESCRIPTION
FDPATFTHW	Wire Tube Hanger for 2" Turkey Tube
CBA	1/8" Cable Adjuster
RPA316	3/16" Rope Adjuster
CBPTC316	3/16" Plastic Thumb Clamp ( Red )

## Feed Pan Maintenance Tips

- To clean, winch up the feed lines to working height.
- Remove feed residue by turning pans on the tubes 180 degrees, or by opening the Grill Lock and dropping the pan to hang by the hinge, or removing the pan altogether.
- Clean with a high pressure cleaner.
- After cleaning, if the pans are hanging by the hinges, make sure all the water is tipped out of the pan for proper drying.
- To protect the hopper base from corrosion, loosen the tube clamp & turn with the opening downwards before you use the high pressure washer.



## Val-Co Broiler Unloads & Parts



ITEM NO.	DESCRIPTION
FDPPBAS	Single Boot Assembly
FDPPFBAD	Double Boot Assembly
FDPPFBTSAN	Tail Shaft Assembly
FDPFTSP	Tail Shaft Only (No Bearing)
BRCTF	Tail Shaft Bearing Only
FDVTSBR	Tail Shaft Bearing Retainer

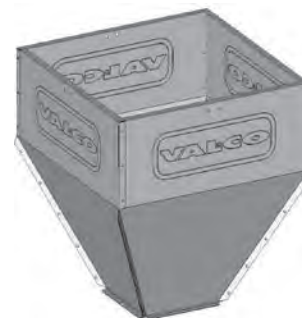
ITEM NO.	DESCRIPTION
BLBC175	1 1/4" Rubber Bearing Cap
FDPFASC	1 1/4" Tube Clamp
FDPFBP	Boot Bearing Plate
FDPFBPTP	Boot Tube Port/Bolt-on
FDSWI	Shocker Wire Insulator & Clamp
FDSWS	Shocker Wire Spring

## Big Dutchman Broiler Unloads



ITEM NO.	DESCRIPTION
FDDPFBTSA	Single Boot Assembly
FDDPFBTS	Tail Shaft Assembly
FDDPFBTSC	Tail Shaft Cap
FDDPFBWK	Wooden Agitator Ball

## Val-Co Broiler Hoppers



ITEM NO.	DESCRIPTION
FDPPFH120	100 lb. Feed Hopper
FDPPFH300	300 lb. Feed Hopper
FDPPFHP150	Plastic Pan Feed Hopper
FDPFHE300LB	10 1/2" Feed Hopper Extension
FDPPFHCRC	Cable Retainer Clip for Feed Hopper

## Val-Co Turkey Unloads



ITEM NO.	DESCRIPTION
FDPATSBA	Single Boot Assembly (Adult Turkey Feeder)

## Val-Co Broiler Hopper Covers



ITEM NO.	DESCRIPTION
FDPHC200	100-200 lb. Hopper Cover
FDPHC	300 lb. Hopper Cover

Feed Hopper Covers

# BINS & FEEDING

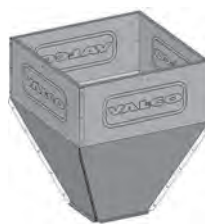
## Pan Feeding

### Big Dutchman Broiler Hoppers



ITEM NO.	DESCRIPTION
FDDPFHP165	Orange Poly Feed Hopper

### Val-Co Turkey Hoppers

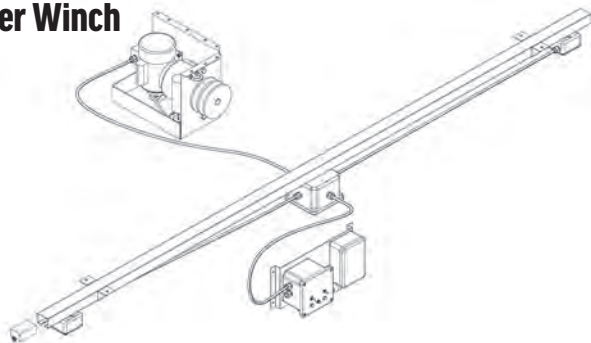


ITEM NO.	DESCRIPTION
FDPATH200	200 lb. Turkey Feed Hopper

### Hanging Hopper Scale

ITEM NO.	DESCRIPTION
FDPHHS350	350 lb. Hanging Hopper Scale w/ Control
FDPFFH3SA	Scale Adapter Kit for 300 lb. Hopper

### Rooster Winch



ITEM NO.	DESCRIPTION
FDRWC	Rooster Winch w/ Control
FDRWR	Rooster Winch Rail

### Pan Feed Auger

ITEM NO.	DESCRIPTION
FDPFAG	Pan Feed Auger Per Foot
FDPFAG205	205' Roll
FDPFAG305	305' Roll
FDPFAG380	385' Roll
FDPFAG405	405' Roll
FDPFAG505	505' Roll



### Pan Feed Auger Drives



ITEM NO.	DESCRIPTION
FDPFD12226	½ HP 226 RPM Pan Feeder Auger Drive Unit
FDPFD12358	½ HP 358 RPM Pan Feeder Auger Drive Unit
FDPFD12657	½ HP 657 RPM Pan Feeder Auger Drive Unit

### Pan Feed Gearboxes & Parts



Big Dutchman Gearbox



Val-Co Gearbox



Gear Oil



Val-Co ½" Bore Pinion Gear

ITEM NO.	DESCRIPTION
FDDFGB1358	358 RPM Gearbox – Big Dutchman
GRBPF226	226 RPM Gearbox – Val-Co
GRBPF358	358 RPM Gearbox – Val-Co
GRBPF657	657 RPM Gearbox – Val-Co
GRPG12358	½" Bore Pinion Gear f/ Val-Co
GRBOQ	Gear Oil – 32 oz.

### Pan Feed Motors



ITEM NO.	DESCRIPTION
MTLA050	½ HP Leeson Auger Motor
MTLA075	¾ HP Leeson Auger Motor



## TurboMates

Quantity Pricing Available

### Chick Start Pan

The TurboMate is a chick feeder designed to use for the first 14 days. It provides easy access to feed while minimizing waste

Place between automatic feeders and replace your other floor feeding systems

- Fits both ribbed and smooth feed tube types
- Recommend one TurboMate for every 75-100 chicks
- When finished, close off feed and rotate up 180 degrees for storage
- On smooth feed tubes, install the TurboMates in alternating directions to counterbalance the weight.
- On ribbed feed tubes, install an adjustable feeder hanger every 30 feet of feed tube to offset any tilting of feed line
- 8.5" tall from bottom of feed tube to bottom of pan

This version is not compatible with taller feeders such as the Chore-Time Revolution and the Big Dutchman Fluxx feeder.



### High Chick Start Pan

The TurboMate 1 Long Version is a chick feeder designed for taller feeders such as the Chore-Time Revolution and the Big Dutchman Fluxx feeder. Like the regular TurboMate, it is designed to use for the first 14 days. It provides easy access to feed while minimizing waste

Place between automatic feeders and replace your other floor feeding systems

- Fits both ribbed and smooth feed tube types
- Recommend one TurboMate for every 75-100 chicks
- When finished, close off feed and rotate up 180 degrees in either direction for storage
- 9.63" tall from bottom of feed tube to bottom of pan
- 2.65 lb. feed capacity

ITEM NO.	DESCRIPTION
FDTMCSP	Chick Start Pan
FDTMCSP-H	High Chick Start Pan

## Brower Hanger Feeder

Brower's hanging feeder is designed for birds of all ages

### SPECIFICATIONS

- 30 lb. capacity
- Three feed adjustment settings permit openings of  $\frac{3}{8}$ ",  $\frac{3}{4}$ ", &  $1\frac{1}{8}$ ".



ITEM NO.	DESCRIPTION
FDHFBP30	30 lb. Brower Hanging Feeder Plastic

## Dura-Gro Chick Feeders

Quantity Pricing Available

### Dura-Gro Chick Start Pan (Low)

The DURA-GRO Round Chick Feeder is designed to increase feeding efficiency. The round model makes it easier to maintain consistent feed level. You can combine DURA-GRO Feed Dispensers and Storage Systems for the easiest to use chick feeder system available. Fits all brands of feeding equipment.



### Dura-Gro Chick Start Pan (High)

The DURA-GRO Low Profile Round Chick Feeders are designed to be compatible with flood type feeding systems



ITEM NO.	DESCRIPTION
FDCSPDGL	Dura-Gro Chick Start Pan (Low)
FDCSPDGH	Dura-Gro Chick Start Pan (High)

## Kuhl Hanging Feeder

This KUHL Plastic Hanging Feeder has a built-in grill that reduces wasted feed. Each unit is constructed of heavy-duty polyethylene plastic material.

### SPECIFICATIONS

- Pan Dimensions:  $2\frac{3}{4}$ " H x  $17\frac{1}{4}$ " diameter with a  $\frac{5}{8}$ " rounded lip
- Cylinder Dimensions: 9" at the top,  $11\frac{1}{4}$ " at the bottom,  $15\frac{1}{2}$ " high
- Capacity: 35 lbs



ITEM NO.	DESCRIPTION
FDHFKP35	35 lb. Kuhl Hanging Feeder w/ Built In Grill
FDHFL	Hanging Feeder Lid
FDHFLF	Hanging Feeder Full Lid

## Super Bowl Bucket Feeder



ITEM NO.	DESCRIPTION
FDSBB	Super Bowl Bucket Feeder

# BINS & FEEDING

## Pan Feeding

### Chick Feed Tray

#### Disposable Feed Tray

##### Quantity Pricing Available

- Paper feed trays for feeding new chicks. Helps keep feed clean and reduce waste by small birds.
- Packaged in bundles of 100. Price per tray



### Plastic Feed Tray



ITEM NO.	DESCRIPTION
FDDFT	Disposable Feed Tray
FDFT	Plastic Feed Tray

### Chick Mates

The First Start Chick Mate is designed to provide chicks with the proper amount of feed during the early growing stages.



#### BestStart Chick Feeder

The BestStart Chick Feeder snaps directly on to the feed line for quick installation and convenient feed distribution. The crown sleeve kit helps to transition birds from chick feeders to pan feeders.



ITEM NO.	DESCRIPTION
FDCMFS	First Start Chick Mate (Yellow)
FDCMFSS	First Start Extension Sleeve (Green)
FDCMFSSO	First Start Chick Mate (Orange)
FDCMFSSO	First Start Extension Sleeve (Orange)
FDVCM	Best Start Chick Mate w/ Extension Sleeve
FDTHC	Chick Mate Flood Hole Cover

### Chick Paper



ITEM NO.	DESCRIPTION
CP41200	48" x 1200' 35# Chick Paper

### Brooder Guard

The Brooder Guard is an 18" high corrugated board. Used as a fence for starting chicks.



ITEM NO.	DESCRIPTION
BG15250	15" x 250' Brooder Guard


## Migration Fence & Parts

### Wire Fence

#### FEATURES

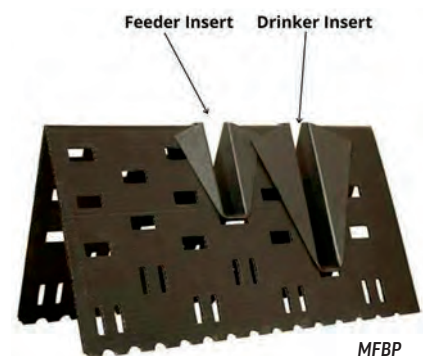
- Improves airflow and circulation for better temperature control and efficiency resulting in lower utility bills and a more consistent product.
- The design stays in place with stands.
- Easily modified for water lines & feed lines.
- Production oriented design allows for quick turnover and storage.
- Durable finish allows for easy cleaning.

ITEM NO.	DESCRIPTION
MFWS	Migration Fence Wire Stand
MFW1612	Migration Fence Wire 16" x 12' - Wire is 1/2" O.C.



### Plastic Fence

ITEM NO.	DESCRIPTION
MFBP	9' Migration V-Fence
MFBDPI	Migration Fence Drinker Insert
MFBPFI	Migration Fence Feeder Insert
MFBDPH	Migration Fence Black Plastic Hanger



### Migration Pipe

ITEM NO.	DESCRIPTION
PPCD8	8" Migration Pipe
PPCDC8	8" Inside Coupler
PPCDEC8	8" End Cap





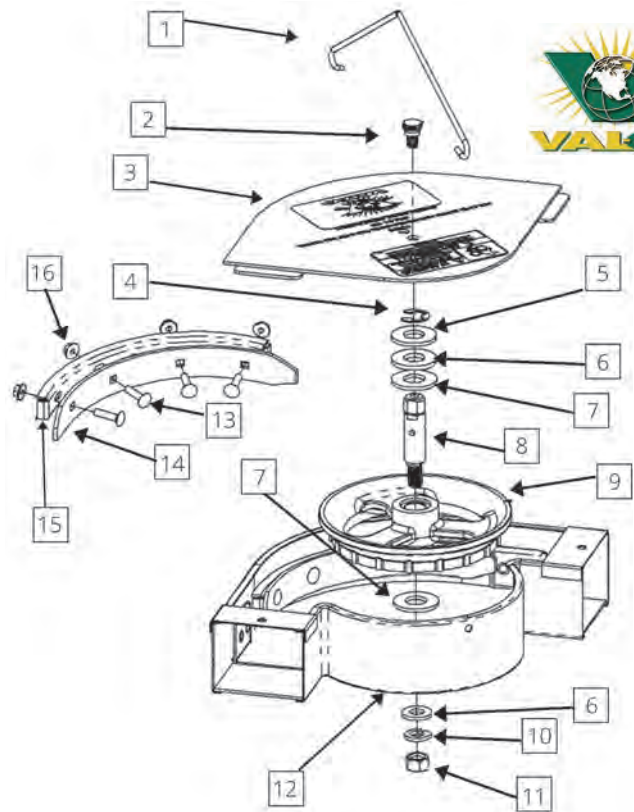
# Chain Feeding

## Val-Co Flat Chain Feeding Systems

### *Flat chain feeding at its finest.*

VAL-CO® offers you a choice of suspended or floor model components – and a choice of equipment for weighing feed inside or outside the house.

VAL-CO flat chain drive hoppers are powder painted with welded steel construction and high quality gear reducers. Adjustable feed gate and remix wheel keeps the right amount of fresh feed in the trough.



### Feed Corner



ITEM NO.	DESCRIPTION
FDPCH	Feed Corner Assembly with Hanger

### Val-Co Feed Corner Parts Breakdown

ITEM NO.	DESCRIPTION	NO. IN DIAGRAM
FDPCHB	Corner Wheel Hanger Bracket	1
FDCWCS	Corner Wheel Cover Screw (Plastic)	2
FDCWC	Corner Wheel Cover	3
FDSR	Snap Ring	4
FDDW	D-Washer	5
HRFW12	½" Flat Washer	6
FDFW	Fiber Washer	7
FDCP	Corner Post	8
FDCW	Corner Wheel Only w/ Washer	9
LW12	½" Lock Washer	10
HRN12Z	½" Zinc Nut	11
1/4X1CB	¼" x 1" Carriage Bolt	13
HRN02K	¼" Kepts Nut	16
FDHDRNS	Hold Down Rail-New Style	14
FDHDRB	Hold Down Rail Bracket	15



## Corner Wheel Bushing

Compatible with Big Dutchman feed corners.

ITEM NO.	DESCRIPTION
FDCWB	Corner Wheel Bushing



## Old Style Hold Down Rail

ITEM NO.	DESCRIPTION
FDHDR	Hold Down Rail - Old Style



## Oil Cup



ITEM NO.	DESCRIPTION
FDOC	Val-Co Oil Cup
FDOCW	6" Wick for Oil Cup

## Feed Chain

Price per foot.  
Comes in 25' rolls.



ITEM NO.	DESCRIPTION
FDFCF	Flat Feed Chain

## Chain Guide

ITEM NO.	DESCRIPTION
FDCGW	Wide Chain Guide
FDCG18	18" Chain Guide



## C-Face Chain Feed Drive Motors



ITEM NO.	DESCRIPTION
FDPIDD60M1	1 HP C-Face Motor
FDPIDD90M1.5	1½ HP C-Face Motor

## Trough Clean Out Covers



FDTCC



FDTCCWB

ITEM NO.	DESCRIPTION
FDTCC	Feed Trough Clean Out Cover
FDTCCWB	Wing Bolt for Clean Out Cover

## Chain Feeder Drives



FDPIDD60



FDPSLDH



GRBPCF52



FDPSLAH

ITEM NO.	DESCRIPTION
FDPSLDH	Drive Chain Feed Hopper
FDPSLAH	Auxiliary Chain Feed Hopper
FDPIDD60	60/120 FPM Independent Direct Drive 1 HP
FDPIDD60112	60/120 FPM Independent Direct Drive 1.5 HP
GRBPCF52	52:1 Chain Feeder Gearbox

## Parts for Chain Feeder Drives

ITEM NO.	DESCRIPTION
FDRMW	Remix Wheel
FDRMWSH	Remix Wheel Shaft
FDRMABP	Anti Back Feed Plate for Remix Wheel
FDPDSSL	Drive Sprocket
FDPIDDIS	Input Sleeve for Direct Drive
FDCSTIDD	Chain Stripper for Direct Drive
FDCST	Chain Stripper for Belt Drive
FDPS	Power Shoe for Val-Co Chain Feeder
FDSP	Feeder Shear Pin (10 Pk)
FDPSH	Shear Pin Hub-Val-Co
VB4L240	4L240 24" V Belt - 90 ft. Per Minute Feed Drive
VB4L220	4L220 22" V Belt - 60 ft. Per Minute Feed Drive
VAK2358D	AK 23 x ¾" Double Pulley - 60 ft. Per Minute Feed Drive
VAK3458D	AK 34 x ¾" Double Pulley - 90 ft. Per Minute Feed Drive
SHC112	1½" Shaft Collar



FDRMW



FDRMWSH



FDRMABP



FDPDSSL



FDPIDDIS



FDCSTIDD



FDCST



FDPSH



FDSP



VAK2358D




VB4L240

## Extension Hopper

ITEM NO.	DESCRIPTION
FDPGLEH	Chain Feeder Extension Hopper
FDPGLEHRN	¾" Square Retainer Nut
FDPGLEHTS	¾" Thumb Screw

Extension Hoppers



## Big Dutchman Chain Feed System

**The proven Champion Chain feeding system improves production and profits.**

Flexible, efficient and productive, the Champion Chain feeding system provides superior feed flow in an easy-to-install, low-maintenance, and durable package. The Champion Chain is based on the original design that set the standards for maximized feed conversions, reliability, and durability.

### IMPORTANT ADVANTAGES

- Fast, uniform feed distribution yielding uniform nutrition and bird size, with less stress and migration
- Provides approximately 43% more feeding space than drag auger feeders, and allows birds to eat from both sides of the trough
- Reduces competition for feed with a large-capacity trough
- Reduces feed waste with an internal remix wheel
- Regulates the amount of feed coming from the hopper, keeping a consistent supply of feed on the chain
- Available for pullets and breeder hens



**Big Dutchman.**



### Feed Corner

Big Dutchman chain feeder corner assembly with suspension hanger

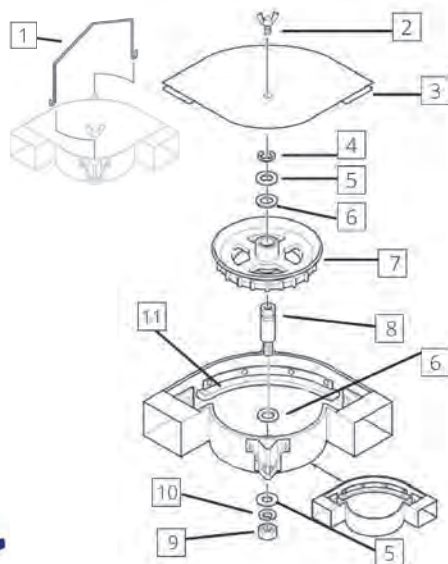


### Big Dutchman Feed Corner Parts Breakdown

ITEM NO.	DESCRIPTION	NO. IN DIAGRAM
FDDCWA	Corner Wheel Assembly	
FDDCHB	Corner Wheel Hanger Bracket	1
FDDCWCS	BD Corner Wheel Cover Wing Screw	2
FDDCWC	Orange Corner Wheel Cover	3
FDSR	Snap Ring f/ Chain Feed Corner	4

ITEM NO.	DESCRIPTION	NO. IN DIAGRAM
HRFW12	½" Flat Washer	5
FDFW	Fiber Washer	6
FDCWD	Feed Corner Wheel (only)	7
FDCPD	Corner Post	8
HRN12Z	½" Zinc Nut	9
LW12	½" Lock Washer	10
FDDHDR	Hold Down Rail	11

### Big Dutchman Feed Corner Parts





# BINS & FEEDING

## Chain Feeding

### Corner Wheel Bushing

Compatible with Val-Co feed corners.

ITEM NO.	DESCRIPTION
FDCWB	Corner Wheel Bushing



### Oil Cup

ITEM NO.	DESCRIPTION
FDDOC	BD Oil Cup
FDOCW	6" Wick for Oil Cup



### Chain Feeder Drives

ITEM NO.	DESCRIPTION
FDDCDG60	BD Chain Feed Gearmotor 60 FPM 1 HP
FDDCDG80	BD Chain Drive Gearmotor 80 FPM 1 HP

### Chain Feeder Gearbox



ITEM NO.	DESCRIPTION
FDDFBMPF34:1	MPF Feeder Drive Gearbox - 34.5:1

### Feeder Drive Sprocket

ITEM NO.	DESCRIPTION
FDDSD	Feeder Drive Sprocket



### Shear Pins & Hubs



ITEM NO.	DESCRIPTION
FDSP	Feeder Shear Pin (10 Pk)
FDBDSPH	Shear Pin Hub with Hardware

### Feed Chain

Price per foot. Comes in 25' rolls.



ITEM NO.	DESCRIPTION
FDDCF	Flat Feed Chain

### Trough Clean Out Covers




ITEM NO.	DESCRIPTION
FDTCO	Feed Trough Clean Out Cover
FDTCOWB	Wing Bolt for Trough Clean Out Cover

## General Chain Feeding Supplies

These supplies interchange with most chain feeding systems

### Feed Trough & Couplers



ITEM NO.	DESCRIPTION
FDT10S	10' Pullet Trough
FDT10HEN	10' Hen Trough
FDT12HEN	12' Hen Trough
FDPTC8	8" Pullet Trough Coupler
FDTCT8	8" Hen Trough Coupler

### Feed Trough Grills



ITEM NO.	DESCRIPTION
FDTG11116X2256	Breeder Grill 1 1/16"W x 2 1/2"H x 6'L - Hi Profile
FDTGRP	Regular Profile Grill 1 1/4"W x 5'L

### Grill End Caps




ITEM NO.	DESCRIPTION
FDTGHEC	Grill End Cap / Hi Profile
FDTGREC	Grill End Cap / Regular Profile

### Chain Breaker



ITEM NO.	DESCRIPTION
FDCB	Feed Chain Breaker

### Trough Hangers & Stands




ITEM NO.	DESCRIPTION
FDWTHHP	Trough Hanger - High Profile
FDHTCHB	Hanger for Hen Trough & Conduit
HRSH114	1 1/4" S-Hook
FDDCTSCA	Coupler Stand Assembly
FDDCTSLP	Plastic Stand Only

### Center Conduit Support



ITEM NO.	DESCRIPTION
FDHTCCS	Center Conduit Support for Hen Trough

### Trough Patch



ITEM NO.	DESCRIPTION
FDTPH	High Lip Trough Patch

# CallBack<sup>pro</sup>

The smart solution for individual sow feeding



## 510 Pro Controller

The 510 Pro control allows central control of CallBack Pro feeding stations, making it simple to manage and convenient to monitor. Plus, you never have to step foot in the barn as the controllers are located in the hallway outside of the harsh barn environment. Each 510 Pro control has a 10" touch screen display for perfect overview and user-friendly adjusting.

## Manage Easier with BigFarmNet

**BigFarmNet** is a state of the art farm management software solution. It allows the farm manager to collect data continuously and to control and monitor all ESF stations in real time. The software's modular design makes it possible to control an unlimited number of feeding stations and to connect additional systems such as heat detection without the need for further control elements. All the data from individual houses is displayed in graphical format.

### Advantages of using **BigFarmNet**:

- Control practically an unlimited number of ESF stations
- Settings for all stations can be managed from a PC, tablet or mobile device
- Adjust diets on the spot and monitor sow health

## Features & Advantages

- Central control of feeding stations
- Easily retrofit any conventional barns
- Simple solution for individual sow feeding in a protected area
- Free access stall design allows sows to quickly learn feeding technique
- 15-20 sows can share one station
- Easy to use 510 Pro control with touch display
- No controls exposed to harsh barn environment
- Saves time for management
- Compatible with Big Dutchman's BigFarmNet software: Easy 24/7 monitoring & control by mobile app



**Call or stop by today for more information!**

2187 N. Penryn Rd. Manheim PA 17545 | 717.665.4056 | [zeisetequip.com](http://zeisetequip.com)



# Stainless Steel Hog Feeders from SDI

**HOG TESTED.** FARMER APPROVED.



## Dry Nursery

Used to raise piglets after weaning from 8-10 lbs. to 45-60 lbs.

- Single or double sided • Tube holders included • 6" x 6" feed spaces
- Feed saving lip • Works with pellet & milled feed applications
- 1.5"/pig or 4 piglets/6" space

*\*Wet/dry option available*



## Wet/Dry Wean-to-Finish

Used to raise piglets from weaning to market weight

- 31" standard height • Available in 40" XT • Single or double sided
- Bolt on feet available • Solid dividers • Feed saving lip
- 12-13 pigs per feed space

*\*Dry option available*



**Not sure which feeder fits your needs? Call our offices today!**

Tall options are available for most feeders. EZ adjustment or hand crank adjustment systems also available for most feeders.



# Dry Nursery Feeder

## NM Series

Custom Sizes Available to  
Fit Your Application!

Trough Spaces	Pigs per Feeder	Length		Width		Height		Feed Capacity	
		Inches	CM	Inches	CM	Inches	CM	Pounds	KG
Double 3	22-28	18.25	46	17	56	31	79	91	41
Double 4	30-36	24.25	62	17	56	31	79	121	55
Double 5	38-44	30.25	77	17	56	31	79	151	68
Double 6	46-52	36.25	92	17	56	31	79	181	82
Double 7	54-60	42.25	107	17	56	31	79	212	96



Nursery feeders are used to raise piglets after weaning from 8-10 lbs. to 45-60 lbs.

# Dry Wean-to-Finish Feeder

## WF Series

Trough Spaces	Pigs per Feeder	Length		Width		Height		Feed Capacity	
		Inches	CM	Inches	CM	Inches	CM	Pounds	KG
Double 1	16-20	14.25	36	25	64	34	86	129	59
Double 2	32-40	28.25	72	25	64	34	86	259	117
Double 3	48-60	42.25	107	25	64	34	86	388	176
Double 4	64-80	50.25	128	25	64	34	86	462	210
Double 5	80-100	66.25	168	25	64	34	86	609	276



The dry wean-to-finish feeder takes pigs from approximately 10-12 lbs. to market weight.

# Wet/Dry Nursery Shelf Feeder

## CSN Series

Trough Spaces	Pigs per Feeder	Length		Width		Height		Feed Capacity	
		Inches	CM	Inches	CM	Inches	CM	Pounds	KG
Double 2	32-40	18.25	39	18.25	46	28	71	77	35
Double 3	44-52	24.25	72	18.25	46	28	71	102	46
Double 4	68-76	36.25	92	18.25	46	28	71	152	69
Double 5	68-76	36.25	107	18.25	46	28	71	177	80
Double 6	80-88	42.25	123	18.25	46	28	71	203	92



Approximate feed capacity for all feeders based on feed density of 42 lbs. per cubic foot.

# Wet/Dry Wean-to-Finish Feeder

## CSW Series

Trough Spaces	Pigs per Feeder	Length		Width		Height		Feed Capacity	
		Inches	CM	Inches	CM	Inches	CM	Pounds	KG
Double 2	40-48	28.25	39	22	56	31	79	153	69
Double 3	60-72	36.25	92	22	56	31	79	197	89
Double 4	80-96	56.25	143	22	56	31	79	306	139
Double 5	100-124	72.25	184	22	56	31	79	393	178
Double 6	120-144	84.25	214	22	56	31	79	459	208



## Features:

- Option of EZ adjustment, hand crank adjustment, or shifter adjustment system available on all feeders
- Proper feed space dimensions designed for hog comfort and accessibility of feed
- Feed saving lip - **SAVES FEED & MONEY!**
- Direct drill-threaded waterline: eliminates chance of leaks around the nipple in wet/dry feeders

# DryRapid Feeding System from Big Dutchman®

The versatile & efficient conveying system for dry feed

Whenever dry feed, be it mash, crumbles, or pellets, has to be conveyed or distributed on a pig farm, Big Dutchman's DryRapid is the ideal transport system - from the bin discharge all the way to the feed trough. DryRapid can be controlled either by the DryRapid 105 controller or with the management & control system BigFarmNet.




The proven 90° corner ensures reliable feed recirculation.



## Advantages:

- Different models available depending on capacity needed
- Different configurations available
- Suited for modernization of old barns
- Filling level can be adjusted separately at all feeders
- High conveying capacity
- Low maintenance required
- Long service life
- Available as a computerized feed system

The carrier discs and chain are designed and constructed in a way that minimal feed gets caught.



Call today for more information!

2187 N. Penryn Rd Manheim PA 17545 | 717.665.4056 | [www.zeisetequip.com](http://www.zeisetequip.com)



Big Dutchman.

## Community Nests

### Jansen Nesting System

The Jansen Poultry Equipment laying nest is a high quality nest, manufactured of first-class shuttering plywood. The nest is designed to fulfill the natural needs of the hens by creating comfortable surroundings. The open structure of the nest mats ensures clean eggs.

Eggs roll onto the egg belt with a precise rolling speed and short rolling distance. This preserves the quality of the egg. The nest provides hens a comfortable and hygienic environment in which to lay their eggs, even with high bird density and high temperatures. Combined with the correct management, floor eggs are kept to a minimum.



**Looking for a complete system?  
Contact one of our salesmen  
for a quote!**

#### ADVANTAGES

- Nest materials allow for easy cleaning and disinfection.
- The nest is made of first-class film faced plywood.
- Cleaner eggs, less cracks, less downgrades
- Special soft JPE nest mat, supported by a wire mesh bottom. Dirt falls through small holes in the open nest mats.
- Roof lids can be opened for easy inspection and cleaning.
- Perforated egg belt with round holes
- Patented expel system gently moves the hens out of the nest

### Egg Transfer Plates



Egg Transfer Plates

ITEM NO.	DESCRIPTION
JNEBT10	10" Egg Transfer Plate/Brush - Plastic Finger
JNEBT16P	16" Egg Transfer Plate/Brush - Plastic Finger
JNEBT16R	16" Egg Transfer Plate/Brush - Rubber Cord
JNEBT20P	20" Egg Transfer Plate/Brush - Plastic Finger
JNEBT20R	20" Egg Transfer Plate/Brush - Rubber Cord
JNEBTPFO	Plastic Finger Transfer Brush Only
JNTBC	Transfer Brush Cord - Price per ft.

### Egg Belt Drive Units



ITEM NO.	DESCRIPTION
JNEBDU20080	20" Egg Belt Drive Unit 80 m
JNEBDU20120	20" Egg Belt Drive Unit 120 m

### Egg Belt Drive Bearings



ITEM NO.	DESCRIPTION
JNEBDB230	30mm Bearing for Egg Belt Drive
JNEBDB240	40mm Bearing for Egg Belt Drive
BRI40MMGSC	40mm Insert Bearing - Greasable

### Egg Belt Drive Motors




ITEM NO.	DESCRIPTION
JNEBM37KW	Egg Belt Motor .37KW
JNEBM55KW	Egg Belt Motor .55KW



### Egg Belt Drive Gearboxes

ITEM NO.	DESCRIPTION
JNEGBBB.37	.37KW Blue Gearbox
JNEGB.37	.37KW Gearbox
JNEGB.55	.55KW Gearbox
JNEBDPG	Pinion Gear for .37KW Gearbox
JNEBGPGB	Pinion Gear for .37KW Blue Gearbox
JNEBDPG-55	Pinion Gear for .55KW Gearbox
JNEGBMB.37	Mounting Plate for .37KW Gearbox
JNEGBMB.55	Mounting Plate for .55KW Gearbox



### Egg Belt Drive Shafts

ITEM NO.	DESCRIPTION
JNDRS1630	16" Drive Shaft 30mm
JNDRS1640	16" Drive Shaft 40mm
JNDRS2030	20" Drive Shaft 30mm
JNDRS2040	20" Drive Shaft 40mm

### Key Stock

ITEM NO.	DESCRIPTION
JNKS30M	30mm Key Stock
JNKS40M	40mm Key Stock

### Egg Belt Drive Rollers

ITEM NO.	DESCRIPTION
JNDR10	10" Drive Roller
JNDR16-30	16" Drive Roller 30mm
JNDR16	16" Drive Roller 40mm
JNDR20-30M	20" Drive Roller 30mm
JNDR20	20" Drive Roller 40mm

### Compression Rollers

ITEM NO.	DESCRIPTION
JNEBCRS16	16" Compression Roller Shaft - 17 1/2" x 20mm
JNEBCRS20	20" Compression Roller Shaft - 21 1/2" x 20mm
JNEBCR	Compression Roller Wheel
JNEBCRSC20	20mm Shaft Collar

ITEM NO.	DESCRIPTION
JNEBCRS16	16" Compression Roller Shaft - 17 1/2" x 20mm
JNEBCRS20	20" Compression Roller Shaft - 21 1/2" x 20mm
JNEBCR	Compression Roller Wheel
JNEBCRSC20	20mm Shaft Collar

### Idler Rollers

ITEM NO.	DESCRIPTION
JNEBWR16	16" Idler Roller for Egg Belt
JNEBWR20	20" Idler Roller for Egg Belt

### Weight Rollers

ITEM NO.	DESCRIPTION
JNEBWR20	20" Weight Roller for Egg Belt
JNEBWRGRT	Guide Rail Track for Weight Roller
JNEBWRGRTM	Mounting Bracket for Weight Roller
JNEBWRGRSB	Bottom Stop for Guide Rail Track
JNEBWRGRST	Top Stop for Guide Rail Track
JNEBWRGBN	Nylon Guide Bushing for Weight Roller
JNEBWRGBIS	Inner Threaded Sleeve for Weight Roller

ITEM NO.	DESCRIPTION
JNEBWR20	20" Weight Roller for Egg Belt
JNEBWRGRTM	Mounting Bracket for Weight Roller
JNEBWRGRT	Guide Rail Track for Weight Roller
JNEBWRGRSB	Bottom Stop for Guide Rail Track
JNEBWRGRST	Top Stop for Guide Rail Track
JNEBWRGBN	Nylon Guide Bushing for Weight Roller
JNEBWRGBIS	Inner Threaded Sleeve for Weight Roller

## Return Rollers



ITEM NO.	DESCRIPTION
JNEBRR16	16" Egg Belt Return Roller
JNEBRR20	20" Egg Belt Return Roller
BRI25MMSSS	25mm Insert Bearing for Return Roller

## Egg Belt Supports



ITEM NO.	DESCRIPTION
JNEBS10	10" Egg Belt Support
JNEBS16	16" Egg Belt Support
JNEBS20	20" Egg Belt Support

## Egg Belt Guide Clip



ITEM NO.	DESCRIPTION
JNEBC	Egg Belt Guide Clip

## Nest Pad Clips




ITEM NO.	DESCRIPTION
JNNPCL	Lower Nest Pad Clip
JNNPHB	Nest Pad Front Holding Bracket
JNNWPCS	Clip for Small Nest Pad on XXL Bolted Nest

## Dust Trays




ITEM NO.	DESCRIPTION
JNNDTP	Premium + Nest Dust Tray
JNNDTXL	XL Nest Dust Tray
JNNWDTP	Wooden Dowel Pin for Dust Tray

## Wire Nest Bottoms




ITEM NO.	DESCRIPTION
JNNBWP	Premium + Wire Nest Bottom
JNNBWXL	XL and XXL Wire Nest Bottom

## Nest Front Board



Nest Front Board



ITEM NO.	DESCRIPTION
JNNFB8	8' Front Board
JNNWFSB	Snap-Fit Bracket for Front Board
JNNWFBL	L-Bracket for Front Board

## Brackets for Back Wall



ITEM NO.	DESCRIPTION
JNNWBWJXXL	J-Bracket for XXL Back Wall
JNNBWLXL	Extension L-Bracket for XL Back Wall
JNNWBWPHB	Plastic Holding Bracket for Back Wall

## Back Wall Flaps

ITEM NO.	DESCRIPTION
JNNBWGF	Gray Flap for Back Wall – Sold per foot.

## Nest Closure Flaps



Nest Closure Flaps


ITEM NO.	DESCRIPTION
JNRFWRP	Red Roof Flap for Bolted Nest
JNRPRF	Red Roof Flap for Peaktop Nest

## Roof Hinges



ITEM NO.	DESCRIPTION
JNRFPHM	Jansen 3pc. SS Hinge f/ Bolted Roof (old style)
JNRFWHM	Jansen 2pc. L/R SS Hinge f/ Bolted Roof
JNRHP	Jansen Plastic Hinge f/ Nest Roof

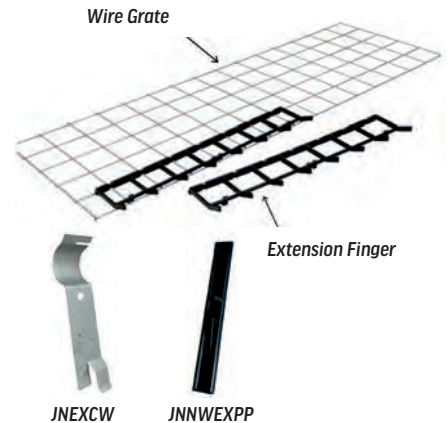
### Parts for Expel Pipe




ITEM NO.	DESCRIPTION
JNEXPP	Expel Pipe Plug
JNEXRP	Roll Pin for Expel Pipe
JNEXPC	Expel Pipe Coupler
JNEXPA	Expel to Center Pipe Adapter

## Expel Wire & Clamps

ITEM NO.	DESCRIPTION
JNEXWGP	Premium + Expel Wire Grate
JNEXWGL	XL and XXL Expel Wire Grate
JNEXEF	Expel Extension Finger
JNEXCW	Expel Wire Clamp (½ Clamp) – 2 pieces needed for a complete set.
JNNWEXPP	Plastic Stop Pin for Expel Wire – Bolted Nest



## Expel Units and Parts



ITEM NO.	DESCRIPTION
JNEXRGDU16	Expel 16" Rack Gear Drive Unit – Brackets and Motor Drive Sold Separately
JNEXRGDU20	Expel 20" Rack Gear Drive Unit – Brackets and Motor Drive Sold Separately
JNEXRGSU16	Expel 16" Rack Gear Slave Unit – Brackets Sold Separately
JNEXRGSU20	Expel 20" Rack Gear Slave Unit – Brackets Sold Separately
JNEXMDU	Expel Motor Drive Unit – Use for Premium +, XL, and XXL – <b>Limits must be adjusted by install technician</b>
JNEXMO	Expel Motor Only
JNEXMPG	Pinion Gear for Expel Motor
JNEXMDB	Expel Gearbox Mounting Plate
JNEXLSA	Expel Limit Switch Assembly
JNEXMCAP	Capacitor for Expel Motor
JNEXGBHC	Expel Gearbox for Hand Crank

ITEM NO.	DESCRIPTION
JNEXBB	Bronze Bushing for Expel Unit
JNEXDIG	Drive Input Gear for Expel Unit
JNEXRDG	Expel Rack Drive Gear
JNEXRDRG	Expel Rack Driven Gear
JNEXRG	Expel Rack Gear
JNEXRGB	Expel Guide Block for Rack Gear
JNEXSIG	Slave Input Gear for Expel
JNEXSSA	Shifter Shaft Assy. for Expel
JNEXMTB	Jansen Toothed Belt for Expel
JNEXTBPGZ21	Z21 Tooth Belt Pinion Gear for Expel
JNEXTBPGZ38	Z38 Tooth Belt Pinion Gear for Expel
JNNWECS	Jansen End Slide Cover for Bolted Nest
JNNWECSM	Metal Slide Bracket for Jansen End Cover



## Electrical Supplies



JNCBB1P2A



JNCBB2P6A



Contactors



JNCBEXTC



Overloads



JNCBMOACB



JNCBT



VFD



JNEBSC



JNCBKM

ITEM NO.	DESCRIPTION
JNCBB1P2A	2 Amp Single Pole Breaker
JNCBB2P10A	10 Amp Double Pole Breaker
JNCBB2P6A	6 Amp Double Pole Breaker
JNCBC220NC	Expel 220V Contactor 1-N/C & 3-N/O
JNCBC220NO	Expel 220V Contactor 4-N/O
JNCBC24NC	Expel 24V Contactor 1-N/C & 3-N/O
JNCBC24NO	Expel 24V Contactor 4-N/O
JNCBEXTC	Expel Time Clock
JNCBM05537	Motor Overload for .55KW & .37KW

ITEM NO.	DESCRIPTION
JNCBM077	Motor Overload for .77KW
JNCBM0EX	Motor Overload for Expel
JNCBMOACB	Auxiliary Contact Block for Overload
JNCBT	Transformer 240VAC-24VAC
JNCVFD05	1/2 HP VFD for Egg Belt
JNCVFD10	1 HP VFD for Egg Belt
JNCVFD20	2 HP VFD for Egg Belt
JNEBSC	Speed Control for Egg Belt
JNCBKM	Multi-Key for Control Box

## Egg Belt

- All Jansen egg belt is sold by the meter.  
(1 meter = 3.28 ft./39.37 in.)
- Jansen egg belt interchanges with most other brands including Potters and Vencomatic.




8" Gray Egg Belt



Gray



FeatherGlide



Black



Jansen

### Gray

ITEM NO.	DESCRIPTION
EGB375G1040	3 3/4" Gray Egg Belt - 1040'
EGB375G1240	3 3/4" Gray Egg Belt - 1240'
EGB8G1220	8" Gray Egg Belt - 1220'

### FeatherGlide

ITEM NO.	DESCRIPTION
EGB375S850	3 3/4" FeatherGlide Egg Belt - 850'
EGB375S1050	3 3/4" FeatherGlide Egg Belt - 1050'
EGB375S1250	3 3/4" FeatherGlide Egg Belt - 1250'

### Black

ITEM NO.	DESCRIPTION
NSNEBP81220	8" Black Plastic Egg Belt - 1220'

## Jansen

ITEM NO.	DESCRIPTION
JNEG10	10" Egg Belt - 200 meter roll
JNEG16	16" Egg Belt - 300 meter roll
JNEG20	20" Egg Belt - 300 meter roll
JNEBLS	Belt Lacer Strap - Price per foot. Approx. 2 ft. of strap per row of holes.

# EGG HANDLING

## Community Nests

### Egg Belt Needle & Thread




ITEM NO.	DESCRIPTION
EGBN	Egg Belt Sewing Needle
EGBT	Egg Belt Thread – 1 lb. Roll
EGBTS	Egg Belt Thread – Small Roll

### Nest Pads

ITEM NO.	DESCRIPTION
JNP18X48	Jansen Premium + Nest Pad – 18" x 48"
JNP20X23	Jansen XL and XXL Nest Pad – 20" x 23"
JNP18X164	AstroTurf® 18.4" x 164' Roll – Fits Jansen Premium +
JNP20X164	AstroTurf® 19.7" x 164' Roll – Fits Jansen XL and XXL
JNNWBWBPP	Small Pad for XXL Bottom Plate
NSPSB20FP	20 ct. Finger Pad for 20 Hole Nest
NSPSB20AP	20 ct. AstroTurf Pad for 20 Hole Nest – For Val-Co Nest
NSNCBPA	AstroTurf Nest Pad per piece – For Big Dutchman NXB Nest – 9.8" x 13.25"



AstroTurf Pad



Finger Pad



Community Nest Pad Roll



Jansen Nest Pad for XL, XXL, & Premium +

### Maintenance Tips for Community Nests

#### DAILY

- Regularly inspect the nest for dirt build-up and damage. Check for and remove dead birds regularly.
- Bent expel grates must be repaired as soon as possible.

#### WEEKLY

- Empty & clean the dirt drawer, situated under the collection table.
- Check to make sure the nest mats are positioned correctly. The eggs must roll easily onto the egg belt.
- Check the nest mats for dirt.
- Check the egg belt return roller for dirt build-up, clean it, and remove dirt and feathers.
- Check whether the conveyor belt is tracking properly.
- Check the weight compensation roller
- Check the free space underneath the weight compensation roller. Make sure it doesn't touch the floor. A double weight compensation roller may not be positioned at the very bottom of the slots.

#### MONTHLY

- Lubricate rod conveyor chains with silicone spray.
- The pulleys of the brush which cleans the belt must be cleaned to prevent slippage.
- Check egg belts and nest mats. Beware that the nest mat material may attract rodents.
- Replace worn out egg belt, chains, sprockets, and other parts as soon as possible.



## NXB Nests


### Single hole laying nest designed for the next breed of breeder hens

The NXB is a single hole laying nest designed with both productivity and compatibility in mind. Produced for the next breed of breeder hens, this system features complete coverage for the eggs, removable sections for ease of use, and various optional additions to maximize your system's abilities.


#### IMPORTANT ADVANTAGES

- Single hole laying nest with 10, 9 or 8 nest holes per section side (length of a section is 8' or 2,438 mm)
- Plastic or woven belts are available
- Full nest width egg shields
- Complete coverage of the egg belt keeps eggs hidden
- Nest floor and the substructure below the egg belt consists of corrosion-proof zinc aluminum coated wire grate
- Nest bottom is covered with a perforated nest insert which is easy to install, or taken out for easy cleaning
- Removable sheet metal covers allow the producer easy access to the egg belt for inspection
- Centrally activated closure rods can be lowered at night to prevent hens from sleeping in the nest and aid in keeping the nests clean
- Central suspension system can be winched for servicing between batches

ITEM NO.	DESCRIPTION
NSNCB20	NXB 20-Hole Center Belt Nest
NSNCBRI	Belt Idler Return Assembly



## Connector Passages



Connector Passage

ITEM NO.	DESCRIPTION
NSNCBCP30	30" Connector Passage
NSNCBCP36	36" Connector Passage
NSNCBCP48	48" Connector Passage
NSNCBCP96	96" Connector Passage

## NXB Nest Supplies



ITEM NO.	DESCRIPTION
NSNCBTC	Traction Cable for Nest Blocker – 1/8" cable
NSNPC	Pad Clip
NSNCB20WBS	Wire Grill Belt Support
NSNDP	Dust Collection Pan




### NXB EggTrax Drive

#### **EggTrax – Reinforced egg belt drive for smooth transfer of eggs**


The EggTrax egg handling system is used to transfer broiler breeder eggs from the longitudinal egg belt to the cross belt. The system ensures a simple, safe and smooth transfer of eggs for maximum quality control. Adjustable wire threads and anti-crack fingers are just a few of the advantageous features of this proven system.

#### IMPORTANT ADVANTAGES

- Tension adjustable wire threads (optional) ensure a smooth transfer of the eggs while simultaneously allowing feathers, dust, and eggs without shell to fall down between the threads
- Anti-crack fingers provide a light pressure on the eggs, ensuring a controlled transfer to the cross belt
- An integrated egg belt brush cleans the belts
- Transfer of the eggs onto a rod or steep conveyor is optional
- The unit can be removed single-handedly, facilitating cleaning with a high-pressure cleaner
- Standard conveying speed 13.1 ft. per minute
- Drive width 6.95", 13.78", 19.69"



NSNCBDTETBAP



Egg Transfer Assembly



ITEM NO.	DESCRIPTION
NSNCBDTE	Center Belt Drive with Transfer
NSNCBDTETT	Egg Transfer Assembly
NSNCBDTETTC	Egg Transfer Cable
NSNCBDTETBAP	Passage to Drive Adaptor Bracket
NSNCBDTETBAPC	Angle Bracket for Passage Connector
NSNCBDTETG	Gearbox

## NXB EggSort Collection Table

### EggSort - Table drives for gentle egg collection

Ideally suited for manual collection of eggs, EggSort collection tables ensure maximum smoothness during egg collection because there are virtually no transfer points. Eggs are transferred from the nests and out of the breeder barn on woven or plastic egg belts. In the service room the eggs are then gathered on the collector tables for manual packing. They are available in either center or side belt designs depending on the needs of the house.

#### IMPORTANT ADVANTAGES

- Durable, galvanized, heavy-duty construction
- Large, adjustable egg shelf
- Variable speed front mounted control with reverse and emergency stop
- Plastic or woven belts
- Reliable 3 phase motors
- Adjustable feet
- Pre-wired
- Egg belt cleaning brush
- 21 foot per minute belt speed
- Easy access to controls
- Removable, magnetic table pads

\*Side belt option also available



**Big Dutchman.**




ITEM NO.	DESCRIPTION
NSNCBCT	Center Belt Collection Table

#### Motor



ITEM NO.	DESCRIPTION
MTNCT34220	¾ HP Motor

#### Flange Bearing



ITEM NO.	DESCRIPTION
BR25MMCF	2 Bolt 25mm Flange Bearing

#### Plastic Hinge



ITEM NO.	DESCRIPTION
NSNCTPH	Plastic Hinge for Collection Table

#### Gearbox



ITEM NO.	DESCRIPTION
NSNCTGB	NXB Gearbox

#### Key Pad



ITEM NO.	DESCRIPTION
NSNCMDKP	Key Pad for GS5 Micro Drive

#### Speed Control



ITEM NO.	DESCRIPTION
NSNCTSC20	GS20 Speed Control

### Val-Co Nests

Val-Co's side belt automated nest has hinged closeout lids to restrict access and unique anti-roost guard with folded edges. Steep roof design reduces dirt and debris build-up.

Ventilated partitions allow fresh airflow. Molded plastic bottoms are contoured to fit the natural shape of the hen and are available with turf or finger pads.

*Nest pad not included and must be bought separately.*

ITEM NO.	DESCRIPTION
NSPSB10	10 Hole Side Belt Nest
NSPSB20	20 Hole Side Belt Nest
NSPSBA10	Assembly Charge for 10 Hole Nest
NSPSBA20	Assembly Charge for 20 Hole Nest



### Val-Co Nest Supplies



Egg Deflector



Nest Bottom



Lid Hinge



Lid Opener Spring



Lid Opener Spacer



Pop Rivets

ITEM NO.	DESCRIPTION
NSPED	Egg Deflector
NSPNNB	Narrow Nest Bottom
NSPLH	SS Lid Hinge
NSPLOS	Lid Opener Spacer – ¾" x 2"
NSPLOSP	Lid Opener Spring
HRPR316L	¾" Long Pop Rivet
HRPR316S	¾" Short Pop Rivet

### Connector Passages



ITEM NO.	DESCRIPTION
NSPCC18	18" Connector Channel
NSPCC24	24" Connector Channel
NSPCC28	28¾" Connector Channel
NSPCC48	48" Connector Channel
NSPCC96	96" Connector Channel

### Idler Belt Return Assembly



Belt Brush



NSPSBBBR

ITEM NO.	DESCRIPTION
NSP2LBR	2 Line Belt Return Assembly
NSPSBBB	Belt Brush for Val-Co Nest Return
NSPSBBBR	Belt Brush Retainer for Val-Co Nest Return



## Val-Co Collection Table and Parts

Val-Co's egg collection tables are heavy steel construction – galvanized, and powder painted. All models have pinch roll drive with cast iron bearings and are designed for easy maintenance and adjustable height. Self-adjusting counterweight belt tensioners and adjustable belt tracking extends egg belt life. Large utility shelf with light fixture comes standard. Large removable debris trays provide easy cleaning.



ITEM NO.	DESCRIPTION
NSP2LCT34	¾HP 2 Line Collection Table

### Motors



ITEM NO.	DESCRIPTION
MTPCT1290	½ HP Motor for Collection Table
MTPCT3490	¾ HP Motor for Collection Table

### Gearbox



ITEM NO.	DESCRIPTION
NSPCTGB	Collection Table Gearbox (Old)
NSPCTGBN	Collection Table Gearbox (New)

### Plastic Egg Diverter



ITEM NO.	DESCRIPTION
NSPCTPEDP	Plastic Egg Diverter

### Input Oil Seal



ITEM NO.	DESCRIPTION
NSPCTOSI	Input Oil Seal

### Output Oil Seal



ITEM NO.	DESCRIPTION
NSPCTOSO	Output Oil Seal

### Collection Table Pad



ITEM NO.	DESCRIPTION
NSPCTTP	Collection Table Pad

### Dirt Tray



ITEM NO.	DESCRIPTION
NSPSBDT	Dirt Tray

### Drive Roller

ITEM NO.	DESCRIPTION
NSPCTDR	Drive Roller – Chain Drive
NSPCTDRD	Drive Roller – Direct Drive



### Idler Roller

ITEM NO.	DESCRIPTION
NSPCTRIR	Idler Roller



### Compression Roller Shaft



ITEM NO.	DESCRIPTION
NSPCTCS	Compression Roller Shaft

### Idler Shaft



ITEM NO.	DESCRIPTION
NSPCTIS	Idler Shaft

# EGG HANDLING

## Single Hole Nests

### Belt Brush



Belt Brush

ITEM NO.	DESCRIPTION
NSPCTBB	Belt Brush

### Compression Roller Bracket & Spring



NSPCTPRB



NSPCTPRSP

ITEM NO.	DESCRIPTION
NSPCTPRB	Compression Roller Bracket
NSPCTPRSP	Compression Roller Spring

### Tracking Adjustment Knob



ITEM NO.	DESCRIPTION
NSPCTTAK	Tracking Adjustment Knob

### Love Joy Spider



ITEM NO.	DESCRIPTION
NSPCTFCS	Love Joy Spider

### DC Speed Control



ITEM NO.	DESCRIPTION
NSPCTSC	DC Speed Control
NSPCTSCBD	Dart Speed Control Board (only)

### Gather-All Collection Table Parts

#### Motor



ITEM NO.	DESCRIPTION
MTPCT1290	½ HP Motor for Gather-All Collection Table

#### Gearbox



ITEM NO.	DESCRIPTION
NSGCTGB	Gearbox

#### Compression Roller



ITEM NO.	DESCRIPTION
NSGCTCR	Compression Roller

#### Compression Shaft



ITEM NO.	DESCRIPTION
NSGCTCS	Compression Shaft



**Big Dutchman**

#### Compression Spring



ITEM NO.	DESCRIPTION
NSGCTCSS	Compression Spring

#### Drive Roller



ITEM NO.	DESCRIPTION
NSGCTDR	Drive Roller

#### Idler Roller



ITEM NO.	DESCRIPTION
NSGCTIR	Idler Roller

#### Idler Shaft



ITEM NO.	DESCRIPTION
NSGCTIS	Idler Shaft

## Rod Conveyor

### Double S Rod Conveyor

Pricing is per foot.



ITEM NO.	DESCRIPTION
RCDS16	16" Double S Rod Conveyor
RCDS18	18" Double S Rod Conveyor
RCDS20	20" Double S Rod Conveyor

### Rod Conveyor Chain

Pricing is per foot.



ITEM NO.	DESCRIPTION
RCDSCH	Rod Conveyor Chain

### Rod



ITEM NO.	DESCRIPTION
RCDSR16	16" Rod
RCDSR18	18" Rod
RCDSR20	20" Rod

### Chain Link Connectors



RCDSCL



SP400L

ITEM NO.	DESCRIPTION
RCDSCL	Connector Link w/ Pin
SP40CL	#40 Connector Link
SP400L	#40 Off Link

### Break



ITEM NO.	DESCRIPTION
RCDSB	Set of Breaks for Double S Rod Conveyor

### Motor



ITEM NO.	DESCRIPTION
MTDSRC	Rod Conveyor Motor

### Drive Head



ITEM NO.	DESCRIPTION
RCDSO16	16" Drive Head
RCDSO18	18" Drive Head
RCDSO20	20" Drive Head

### Drive Shaft



ITEM NO.	DESCRIPTION
RCDSSD16	16" Drive Shaft
RCDSSD18	18" Drive Shaft
RCDSSD20	20" Drive Shaft

### Idler Shaft



ITEM NO.	DESCRIPTION
RCDSSI16	16" Idler Shaft
RCDSSI18	18" Idler Shaft
RCDSSI20	20" Idler Shaft

### Stand Off Shaft



ITEM NO.	DESCRIPTION
RCDSSS16	16" Stand Off Shaft
RCDSSS18	18" Stand Off Shaft
RCDSSS20	20" Stand Off Shaft

### Take Up Shafts



ITEM NO.	DESCRIPTION
RCDSS16	16" Take Up Shaft
RCDSS18	18" Take Up Shaft
RCDSS20	20" Take Up Shaft



# EGG HANDLING

## Rod Conveyor

### Egg Transfers



ITEM NO.	DESCRIPTION
RCDST16	16" Egg Transfer
RCDST18	18" Egg Transfer
RCDST20	20" Egg Transfer

### Motor Mounts




ITEM NO.	DESCRIPTION
RCDSMM16	16" Motor Mount
RCDSMM18	18" Motor Mount
RCDSMM20	20" Motor Mount

### Stand-off Braces



ITEM NO.	DESCRIPTION
RCDSSB16	16" Stand-off Brace
RCDSSB18	18" Stand-off Brace
RCDSSB20	20" Stand-off Brace

### SS Egg Deflector



ITEM NO.	DESCRIPTION
RCDSDS	SS Egg Deflector

### Side Trim



Side Trim

ITEM NO.	DESCRIPTION
RCDSTP6	6' Plastic Side Trim
RCDSSRC	Side Trim Clip

### Drive Chain Tensioner



ITEM NO.	DESCRIPTION
RCSDCT	Drive Chain Tensioner

### Idler Sprocket with Brass Bushing



ITEM NO.	DESCRIPTION
RCDSSIBB	Idler Sprocket with Brass Bushing

## Lubing Rod Conveyor



### Conveyor Chain

Pricing is per foot.



ITEM NO.	DESCRIPTION
RCLC20	20" Rod Conveyor Chain
RCLCL20	20" Connector Link

### Gearbox



ITEM NO.	DESCRIPTION
RCLDG87	Gearbox for Rod Conveyor Drive

### Rubber Finger

Quantity discounts available



ITEM NO.	DESCRIPTION
EGRF	Rubber Finger

### Belt Clip



ITEM NO.	DESCRIPTION
EGBC	Belt Clip

## Packers

### Sanovo Packers Parts

#### Hatchery Packer

The hatchery packer not only takes care of maintaining high hatchability by its careful treatment of the hatching eggs, but also of a considerable saving in labor.

The hatchery packers are robust and built in an ergonomic design, made from non-corrosive material, and can be used in a flexible way. By its integrated setter tray denester, the hatchery packer can also be placed in a small room.

The hatchery packer has a capacity of 24,000 eggs/hour on a 30-egg tray. Depending on the type of setter tray, capacities go from 20,000 eggs per hour for a straight 10 x 15 model up till 24,000 / 28,000 eggs per hour for staggered models. Stainless steel combined with hygienic design

## Packers

**SANOVO**   
TECHNOLOGY GROUP



#### FEATURES

- Near to no maintenance required
- Highest point down setting percentage: >99.8%
- Most gentle egg handling due to special rollers
- Highest finish and safety level

#### Motors



SKS-39000352



SKS-39000390



SKS-Z304615

ITEM NO.	DESCRIPTION
SKS-39000352	Transfer Arm Gearmotor
SKS-39000390	Takeaway Belt Motor
SKS-Z304615	Main and Infeed Motor

#### VFD



ITEM NO.	DESCRIPTION
SKS-Z200241	VFD for Gearmotors

#### Power Supply



ITEM NO.	DESCRIPTION
SKS-43000290	Power Supply

#### Contactor



ITEM NO.	DESCRIPTION
SKS-44000126	24VDC Contactor

#### Capacitors



ITEM NO.	DESCRIPTION
SKS-Z200032	12.5UF Capacitor
SKS-Z200038	18UF Capacitor

#### Relay



ITEM NO.	DESCRIPTION
SKS-44000070	8 Pin 24VDC Relay

#### Beam Sensor



ITEM NO.	DESCRIPTION
SKS-50000358	Beam Sensor

## SANOVO TECHNOLOGY GROUP

### Prox Switch



ITEM NO.	DESCRIPTION
SKS-Z204960	Prox Switch

### Egg Sensor



ITEM NO.	DESCRIPTION
SKS-Z200408	Egg Sensor

### Safety Magnetic Switch



ITEM NO.	DESCRIPTION
SKS-Z200200	Safety Magnetic Switch/6 Wire

### Light Barrier



ITEM NO.	DESCRIPTION
SKS-Z200017	Light Barrier

### Push Button



ITEM NO.	DESCRIPTION
SKS-Z200389	White Push Button
SKS-Z200208	Contact Block for Push Button
SKS-Z200206	Mounting Base for Push Button

### Manifold



ITEM NO.	DESCRIPTION
SKS-Z368286	10 Valve Block Manifold

### Vacuum Pump Assembly & Parts



SKS-24220070



SKS-24220079

ITEM NO.	DESCRIPTION
SKS-24220070	Vacuum Pump Assembly
SKS-24220079	Vacuum Pump Valve
SKS-24220080	Vacuum Pump Valve Repair Kit

### Suction Filter



SKS-24200062



SKS-24200068

ITEM NO.	DESCRIPTION
SKS-24200062	Suction Filter Housing & Filter Assembly
SKS-24200068	Suction Filter

### Egg Cup & Parts



SKS-75107



SKS-75583

ITEM NO.	DESCRIPTION
SKS-75106	Egg Cup Tube
SKS-75107	Egg Cup Tube Support
SKS-75583	Egg Cup

### Suction Cup & Parts



SKS-30950



SKS-Z334276



SKS-Z334275



SKS-Z334273



SKS-Z302852



SKS-Z305707

ITEM NO.	DESCRIPTION
SKS-30950	Egg Suction Cup
SKS-Z334276	3 Port Adapter for Suction Hose
SKS-Z334275	Clip for Suction Cup Tube Spring
SKS-Z334273	Hose Port for Suction Cup Tube
SKS-Z302852	Tube to Suction Cup Adapter
SKS-Z305707	Spring for Suction Cup Tube



## Pointer Rollers &amp; Parts



ITEM NO.	DESCRIPTION
SKS-890109	Pointer Roller Assembly
SKS-75061	Hex Shaft for Pointer Rollers
SKS-75002	Sleeve for Pointer Rollers
SKS-Z308366	Rubber Spool End for Pointer Rollers
SKS-52812	Traction Gear for Pointer Roller
SKS-Z308367	Insert Spool End

# SANOVO

TECHNOLOGY GROUP



ITEM NO.	DESCRIPTION
SKS-75042	Spacer for Rubber Roller on Pointer Rod
SKS-Z308847	9mm Retaining Clip for Pointer Roller
SKS-Z306709	7mm Retaining Clip for Pointer Roller
SKS-Z304883	SS Chain Connector for Pointer Rollers
SKS-Z304503	Bushing for Pointer Rollers
SKS-Z301312	Pointer Disc

## Packing Lane Belt &amp; Parts



ITEM NO.	DESCRIPTION
SKS-890151	Packing Lane Belt
SKS-75022	Idler Wheel for Packing Lane Belt
SKS-75012	Bushing for Idler Wheel on Packing Lane
SKS-1000103	Nylon Rod for Belt Joint Strip (Per Ft)
SKS-24180002	Joint Strip Packing Lane Belt (per foot)

## Egg Gate Shaker Parts



ITEM NO.	DESCRIPTION
SKS-22832	Pivot Arm for Egg Gate Shaker
SKS-Z302070	Cam for Egg Gate Shaker

## Starwheel Parts



ITEM NO.	DESCRIPTION
SKS-10843	Starwheel
SKS-70235	Starwheel Ratchet Star

ITEM NO.	DESCRIPTION
SKS-62653	Starwheel Stop Pawl
SKS-62652	Keyway for Starwheel

## Bearings



ITEM NO.	DESCRIPTION
SKS-Z303462	20mm 2 Hole Flange Bearing
SKS-Z302075	20mm 2-Hole Flange EFOM Bearing
SKS-6002715	15mm 2-Hole Flange EFOM Bearing
SKS-1857	Aluminum Bearing Housing

## Sprockets



ITEM NO.	DESCRIPTION
SKS-Z301690	Plastic Sprocket
SKS-75089	Sprocket for Friction Clutch

## FarmPacker 24000

**FarmPacker 24000 is built tough with a soft spot for eggs!**

Providing you with reliability and ease of mind, without worrying about maintenance and down time. The packers just keep working.

Designed with your farm environment in mind. Simple, robust, reliable and flexible. Maximum up-time, 100% correct packing, easy to maintain, all day - every day is the key to optimizing your business.

### FEATURES

- Stainless steel combined with hygienic design
- Near to no maintenance required
- Highest point-setting percentage: >99,8%
- Most gentle egg handling due to special rollers
- Highest finish and safety level

**SANOVO**   
TECHNOLOGY GROUP



**Most hatchery packer parts interchange with the 24000**

ITEM NO.	DESCRIPTION
SKS-890076	Suction Tube Assembly

## FarmPacker 100

**The FarmPackers, what you see is what you get.**

Successful design is more than just shapes and great lines. It's also about sensing that the equipment is exactly right. A dynamic, robust design, with the smallest footprint, made to pack eggs in the most natural way - straight line, point down!

Thanks to their outstanding performance, proven robustness, low energy consumption and easy maintenance, the Farmpackers are your best choice day in and day out. This is why the Farmpackers are found in all corners of the world.

Every FarmPacker is created with the guiding principle that they should be easy to use, so you can focus on getting your eggs packed and spend less time figuring out how to maintain, determine replacement parts and worrying about



up time. If you've never owned a FarmPacker, chances are you will know it inside and out in no time.

The Farmpackers are designed with your farm environment in mind. Simple, robust, reliable and flexible. Maximum up-time - 100% correct packing - easy to maintain.

36,000 eggs/hour (100 cases/hour)

## FarmPacker 100 Parts

### Drop Gate Sensor

ITEM NO.	DESCRIPTION
SKS-Z200410	Drop Gate Sensor
SKS-Z200436	Drop Gate Sensor Cable Only
SKS-43721	Drop Gate Link



### Drop Gate Motor

ITEM NO.	DESCRIPTION
SKS-Z201120	Drop Gate Motor



### Egg Gates & Parts




ITEM NO.	DESCRIPTION
SKS-321144	Short Egg Gate
SKS-321303	Long Egg Gate
SKS-22832	Pivot Arm for Egg Gate Shaker
SKS-Z302070	Cam for Egg Gate Shaker
SKS-Z304634	Bushing for Egg Gate Shock Forks
SKS-Z200413	Egg Gate Sensor

SKS-Z302070

SKS-Z304634

## FarmPacker 100 Parts

### Gutters



ITEM NO.	DESCRIPTION
SKS-58305	Deep Gutter
SKS-58306	Deep Gutter
SKS-58307	Deep Gutter
SKS-58308	Deep Gutter
SKS-62994	Gutter
SKS-62995	Gutter

### Pointer Rollers & Parts



ITEM NO.	DESCRIPTION
SKS-321255	Pointer Rollers
SKS-52731	Hex Shaft for Pointer Roller
SKS-Z308715	Sleeve for Pointer Rollers
SKS-Z308367	Insert Spool End
SKS-Z308366	Rubber Spool End f/ Pointer Rollers
SKS-Z304503	Bushing for Pointer Rollers
SKS-52812	Traction Gear for Pointer Roller

ITEM NO.	DESCRIPTION
SKS-Z308824	Internal Spring for Pointer Rods
SKS-75042	Spacer for Rubber Roller on Pointer Rod
SKS-Z308847	9mm Retaining Clip for Pointer Roller
SKS-Z306709	7mm Retaining Clip for Pointer Roller
SKS-Z304883	SS Chain Connector for Pointer Rollers
SKS-Z301312	Pointer Disc

### Chute Paddles & Parts



ITEM NO.	DESCRIPTION
SKS-52815	Chute Paddles
SKS-58342	Shoulder Nut for Chute Bracket
SKS-Z104281	Pan Head SS Screw
SKS-Z104200	Tapered Head SS Screw
SKS-Z102530	#4 Lock Nut
SKS-52878	Nylon Track for Chute Paddle Chain
SKS-52879	Guide for Chute Paddle Chain
SKS-52880	Cam for Chute Paddle Chain

ITEM NO.	DESCRIPTION
SKS-52885	Chute Paddle Finger Cam
SKS-52900	Chain for Chute Paddles
SKS-52926	Nylon Cam for Chute Paddle Fingers
SKS-55118	Right Side Finger for Chute Paddles
SKS-58141	Left Side Finger for Chute Paddles
SKS-Z308845	Plastic Plug
SKS-Z200414	Egg Chutes Sensor

### Paddles for Ferris Wheel

ITEM NO.	DESCRIPTION
SKS-52808	Paddles for Ferris Wheel

### Plastic Sprocket

ITEM NO.	DESCRIPTION
SKS-Z301690	Plastic Sprocket



# EGG HANDLING

## Starwheel Parts

## SANOVO TECHNOLOGY GROUP



SKS-10843



SKS-70235



SKS-62653



SKS-62652

ITEM NO.	DESCRIPTION
SKS-10843	Starwheel
SKS-70235	Starwheel Ratchet Star

ITEM NO.	DESCRIPTION
SKS-62653	Starwheel Stop Pawl
SKS-62652	Keyway for Starwheel

## Denester Parts



SKS-342084



SKS-340578




SKS-33006



SKS-WZX120C



Gripper Pins



SKS-9995



SKS-50000260



SKS-Z307567



SKS-Z309344



SKS-1857, SKS-1858



SKS-Z301989


ITEM NO.	DESCRIPTION
SKS-342084	Denester Conveyor Belt (Set of 2)
SKS-340578	Denester Belt Wheel
SKS-33006	Denester Gripper Trigger Cam
SKS-WZX120C	Black Wedge Set
SKS-WZX120	Wedge Set Left & Right
SKS-Z329871	Short Gripper Pin
SKS-Z319713	Long Gripper Pin

ITEM NO.	DESCRIPTION
SKS-9995	Denester Gripper Spring
SKS-Z307567	Nylon Bushing for Link Arm
SKS-50000260	Denester Presence Sensor
SKS-Z309344	Connector Link
SKS-1857	Aluminum Bearing Housing
SKS-1858	Bearing Housing
SKS-Z301989	Bearing 8mm x 22mm x 7mm

## Pickers



King Tong Picker



Tough Tong Picker

ITEM NO.	DESCRIPTION
PKKT	King Tong Picker
PKTT	Tough Tong Picker (Long)
PKTTS	Tough Tong Picker (Short)

## Food Grade Machine Oil



ITEM NO.	DESCRIPTION
EGFGAM0	Machine Oil Food Grade Aerosol Can

## Food Grade Silicone Lube



ITEM NO.	DESCRIPTION
EGFGASL	Silicone Lube Food Grade Aerosol Can

## Food Grade Synthetic Oil



EGFGOS1



EGFGOSQ

ITEM NO.	DESCRIPTION
EGFGOS1	Food Grade Synthetic Oil 1 Gal
EGFGOSQ	Food Grade Synthetic Oil 1 Quart

# Hog Watering

## Water Nipples

### Standard Piglet Nipple

- All stainless
- ½" thread x ¾" body
- For piglets



HGWN03

### Standard Finisher Nipple

- All stainless
- ½" thread
- For sows and finishers



HGWN05

### OptiFlo Finisher Nipple

- All stainless
- ½" thread
- Length: 3 inches
- For finishers



HGWN050F

### OptiFlo Piglet Nipple

- All stainless
- ½" thread
- Length: 2.5 inches
- For piglets up to 77 lbs.



HGWN050P

### ½" Wet Feed Nipple (Female)

- All stainless steel
- ½" female threads
- Thick washer eliminates need for pipe tape
- Thin pin
- For piglets through finishers



HGWN05WFF

### ½" Wet Feed Nipple (Male)

- All stainless steel
- ½" threads
- Thick pin designed to prevent spring stress
- Specially designed spring to reduce breakage
- For finishers, fatteners, sows



HGWN05WFM

ITEM NO.	DESCRIPTION
HGWN03	Standard Piglet Nipple
HGWN05	Standard Finisher Nipple
HGWN050F	OptiFlo Finisher Nipple
HGWN050P	OptiFlo Piglet Nipple
HGWN050S	½" Sow & Boar Nipple
HGWN05WFF	½" Wet Feed Nipple (Female)
HGWN05WFM	½" Wet Feed Nipple (Male)

## Replacement Parts for Water Nipples



HGWN05PO



HGWN05RKM

ITEM NO.	DESCRIPTION
HGWN05PO	Pin O-Ring for Hog Nipple
HGWN05POV	Pin O-Ring Viton for Hog Nipple
HGWN05RKM	Rebuild Kit for ½" Hog Nipple

## Water Pipe & Fittings



HGWPSN0536



HGWPSC05



HGWPS

ITEM NO.	DESCRIPTION
HGWPS	Pipe for Hog Swing Water Kit
HGWPSN0536	½" x 36" SS Nipple Pipe Extension
HGWPSC05	½" SS Pipe Coupler

## Fittings



HGWA02T02I



HGWA02T02IS



HGWA05T02I



HGWA05TN



HGWA05W

ITEM NO.	DESCRIPTION
HGWA02T02I	¼" FPT x ¼" I Nylon Adapter (2-Piece)
HGWA02T02IS	¼" FPT x ¼" I SS Adapter (2-Piece)
HGWA05T02I	½" FPT x ¼" SS Barb Adapter Assembly
HGWA05TN	½" FPT Nylon Nut
HGWA05W	½" Adapter Washer

## Water Pipe Fence Brackets



ITEM NO.	DESCRIPTION
HGWPFB	SS Water Pipe Fence Bracket w/ Adjustment Bolt
HGWFBDB	SS Water Pipe Fence Bracket-Double Panel
HGWGB	Water 2-Pipe/Fence Bracket-Single Plate

## Fence Plate



ITEM NO.	DESCRIPTION
HGWPFBPO	SS Back Fence Plate

## Stainless Steel Nursery Bowl

### FEATURES

- All stainless steel
- For piglets up to 77 lbs (35 kgs)
- 5" Width x 7.5" Height x 3.5" Depth
- Factory assembled reduces field time labor
- Less water wastage, because water collects at the right side of the cup



ITEM NO.	DESCRIPTION
HGWBN	Stainless Steel Nursery Bowl

## Stainless Steel Finisher Bowl

### FEATURES

- All stainless steel
- For finishers, fatteners up to 250 lbs, (110 kgs)
- 7.75" Width x 11.25" Height x 5" Depth
- Factory assembled reduces field time labor
- Less water wastage, because water collects at the right side of the cup




ITEM NO.	DESCRIPTION
HGWBF	Stainless Steel Finisher Bowl

## Hog Waterers

### FEATURES

- Patented underside lid seal for energy-free watering
- Easy to access valve area
- Low drinking height profile for small hogs
- Large 10" openings for market hogs and sows
- Seamless sidewall construction
- Stainless steel anchors & bolts included
- Drain holes with rubber plugs for easy cleaning



2 Hole



4 Hole

ITEM NO.	DESCRIPTION	CAPACITY	GALLONS	SPECS	DIMENSIONS
HGWOH2	2 Hole Waterer	100 head market hogs, 50 head sows	6	Two lift-up lids/10" openings	34" x 19" x 16" tall
HGWOH4	4 Hole Waterer	200 head market hogs, 100 head sows	15	Four lift-up lids/10" openings	34" x 36.5" x 16" tall

## Replacement Parts for Hog Waterers



HGWO24DPB



HGWO20FA



HGWO24FA



HGWO2VA



HGWO4VA

ITEM NO.	DESCRIPTION
HGWO24DPB	Drain Plug w/ Bolt for 2 & 4 Hole
HGWO24FA	Float Assembly for 2 & 4 Hole
HGWO2IFA	Inside Fill Assembly (2 Hole)
HGWO20FA	Outer Fill Assembly (2 Hole)
HGWO2VA	Valve Assembly (2 Hole)
HGWO4VA	Valve Assembly (4 Hole)

## Inline Saddle with Shutoff



ITEM NO.	DESCRIPTION
HGWISSO	Inline Saddle w/ Shutoff
HGWISSOW	Washer



# Poultry Watering

**VAL-CO® now manufactures a more complete line of drinkers!**



Added options allow you to select the drinker that best fits your needs. Each drinker provides fresh, clean water.

## FEATURES INCLUDE

- Locking Saddle – helps keep the drinker securely in place; allows for optional use of cups.
- Wide Variety of Drinkers – multiple choices, no wrong answers.
- Folding or Flexible Standpipes – to prevent breakage when raising water lines.
- Improved Extra High Flow Regulator – for more water flow.
- Regulator Intake – for even easier line flushing.



**Looking for a complete system?  
Call one of our salesmen today for a quote!**

## Regulators

### Floor Regulators

Designed for floor birds



ITEM NO.	DESCRIPTION
WTVR202P	Regulator Kit f/ Conduit
WTVR202AE	Regulator Kit f/ Aluminum Extrusion

### Mid-Line Regulators

Designed to attach to the middle of larger house watering lines.



ITEM NO.	DESCRIPTION
WTVR203P	Mid-Line Regulator f/ Conduit
WTVR203AE	Mid-Line Regulator f/ Extrusion

### Slope Regulator

- Designed for use in barns with downward sloping lines.
- Comes with 24" flex standpipe
- 4-6" maximum slope per regulator
- Use only when column height of end assembly is 6" or higher than that of the supply regulator



ITEM NO.	DESCRIPTION
WTVSR	Slope Regulator

### High Pressure Regulator



ITEM NO.	DESCRIPTION
WTVR030	High Pressure Regulator

### Cage Regulator

Designed for use in cage systems.



ITEM NO.	DESCRIPTION
WTVR201	Cage Regulator

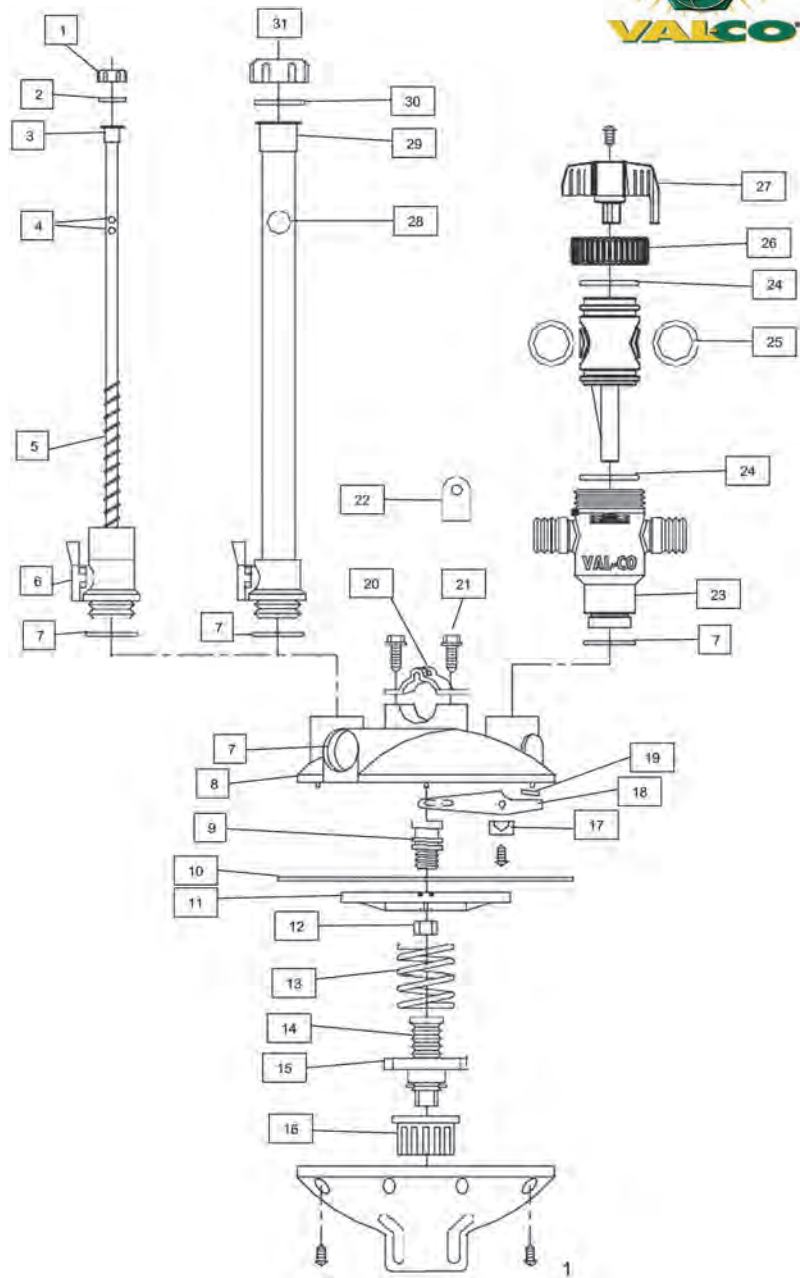
### Maintenance Tips for Val-Co Watering Systems

- Your Val-Co watering system should be cleaned every 4 months (or every month in warmer weather) during production.
- It should also be cleaned between every flock. You may use a stronger solution since no birds will be drinking any water. It is vital to thoroughly flush the lines with plain water to prevent storing high levels of cleaning solutions in the lines until the next flock arrives.
- Don't know which cleaning agent to use? Call and one of our parts salesmen will help you choose the one that best fits your needs!

## Val-Co Regulator Parts Breakdown




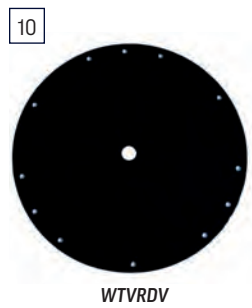

ITEM NO.	DESCRIPTION	NUMBER IN DIAGRAM
WTVFRC	Riser Cap	1
WTVFRC	Flex Riser Cap Seal	2
WTVFRCB	Cap Body for Flex Riser Tube	3
WTVSFBS	Small Blue Float Ball	4
WTVSS24	Standpipe Spring 24"/30"	5
WTVRSO	Riser Shut Off	6
WTVCOR	Pipe Coupler O-ring	7
WTVRFTC	Top Cap for Floor Regulator	8
WTVRDB	Diaphragm Bolt	9
WTVRD	Diaphragm	10
WTVRDV	Viton Diaphragm	10
WTVRDP	Diaphragm Plate	11
WTVRDN	Diaphragm Nut	12
WTVRSP	Spring	13
WTVRAB	Adjustment Bolt	14
WTVRAC	Adjustment Collar	15
WTVRAK	Adjustment Knob	16
WTVRPAB	Brackets for Pivot Arm	17
WTVRPA	Pivot Arm	18
WTVRDS	Disc Seal	19
WTVRHC	Hanger Clamp	20
WTVRHCS	Screw for Hanger Clamp	21
WTVRHTAE	Extrusion Hanger Tabs	22
WTVRIFV	Intake Flush Valve	*
WTVIFH	Intake Housing for Flush Valve	23
WTVIORL	Large O Ring for Intake Flush Valve	24
WTVIORS	Small O Ring for Intake Flush Valve	25
WTVITC	Threaded Cap for Intake Flush Valve	26
WTVITH	Turn Handle for Intake Flush Valve	27
WTVSFBL	Large Blue Float Ball	28
WTVRRCB	Cap Body for Rigid Riser Tube	29
WTVRRS	Seal for Rigid Riser Cap	30
WTVRRC	Cap for Rigid Riser Tube	31
WTVRHS	SS Regulator Housing Screw	*
		**



\*Not labeled on diagram.

\*\*This part, WTVRHS, is the complete assembly of numbers 24-28. EZ Flush Intake makes water line flushing easy and clean. With 3/4" hose and openings, the EZ Flush Intake can clear larger debris from your pipe. The VAL-CO EZ Flush Intake works with all of our standard diaphragm regulators. An optional solenoid enables automatic flushing.

## Val-Co Regulator Parts






## Nipple Pipe




ITEM NO.	DESCRIPTION
WTVP1006	10' x 6" Spacing
WTVP1008	10' x 8" Spacing
WTVP1010	10' x 10" Spacing
WTVP1012	10' x 12" Spacing
WTVP1015	10' x 15" Spacing
WTVP1020	10' x 20" Spacing
WTVP1024	10' x 24" Spacing
WTVPSG24	24" Spacing Start Grow Pipe Only
WTVP1030	10' x 30" Spacing (Cage Systems)

## Replacement Parts for Nipple Pipe



ITEM NO.	DESCRIPTION
WTVNPS	45° Glue-in Saddle
WTVNSAD	90° Glue-in Saddle
WTVPC	Pipe Clip for Cage Systems
WTVSGBS	Barbed Saddle for Start Grow Pipe
WTVCNP	Pipe Coupler
WTVCORO	Old Style O-Ring for Pipe Coupler

## Parts for Start Grow Pipe



ITEM NO.	DESCRIPTION
WTVCH	Cord Hook for Start Grow Adjustable Rope
WTVSGB	Nipple Bracket
WTVSGBE	Extended Start Grow Bracket

## Water Nipples

Bulk discounts available for orders of 500, 1000, and 2000.



### Broiler-Layer Nipples

Designed for smaller birds. Made of the same high quality stainless steel material.



ITEM NO.	DESCRIPTION	FLOW RATE (at 24")	
		Vertical Action	Side Action
WTVB150	Broiler-Layer Nipple (Yellow Pin)	55.6 ml/min.	27.9 ml/min.

### Breeder Nipples

The breeder drinkers use up-action only to reduce wear caused by adults birds. It's designed especially for the breeder market so has a high resistance to wear. Available in low flow and standard flow options



ITEM NO.	DESCRIPTION	FLOW RATE (at 24")	
		Vertical Action	Side Action
WTVBRN	Breeder Nipple (Black Pin)	42.8 ml/min	21.5 ml/min.
WTVBRNUH	Breeder-Up Action High Flow (Blue Pin)	76.15 ml/min.	----
WTVBRNUL	Breeder-Up Action Low Flow (Gray Pin)	41.88 ml/min.	----

### Quencher Nipple

The Quenchers are designed to the same tolerances as the Roasters, but made with more cost effective materials, giving you the same great performance at a more economic price.



ITEM NO.	DESCRIPTION	FLOW RATE (at 24")	
		Vertical Action	Side Action
WTVQ150HPFA	Quencher PFA Nipple (Gray Pin)	50 ml/min.	42 ml/min.

## Roaster Nipples

The Roasters are all machined on CNC or Swiss Screw Machines out of a harder stainless steel material than the Quencher models. The Roasters have a bigger trigger pin that resists wear and holds 300% more water than the broiler drinker.



ITEM NO.	DESCRIPTION	FLOW RATE (at 24")	
		Vertical Action	Side Action
WTVR150PFA	PFA Roaster Nipple (Yellow Pin)	61.5 ml/min.	34.3 ml/min.
WTVR150PFAL	PFA Low Flow Roaster Nipple (Gray Pin)	48 ml/min.	32 ml/min.

## Duck Nipple

The Duck Drinker is made of premium stainless steel material. The high-flow drinker has higher flow rates to meet the specific needs of waterfowl breeds.



ITEM NO.	DESCRIPTION	FLOW RATE (at 24")	
		Vertical Action	Side Action
WTVR150PFAD	PFA Duck Nipple (Extra High Flow)	215 ml/min.	----

## Val-Co to CT Nipple Adapter

ITEM NO.	DESCRIPTION
WTVNACT	Nipple Adapter Val-Co to ChoreTime



## Replacement Parts for Water Nipples



WTVNLP



WTVNOR



WTVNS



WTVD150



WTVNPBA


ITEM NO.	DESCRIPTION
WTVNLP	Lock Pin for Breeder Nipple
WTVNOR	O-Ring
WTVNORL	Large O-Ring
WTVNPBA	Nipple Pipe to Barb Adaptor
WTVNS	Breeder Nipple Shield
WTVD150	Dummy Nipple Plug

## Nipple Wrench



ITEM NO.	DESCRIPTION
WTVNWT	Nipple Wrench

## Aluminum Extrusion & Pipe



WTVAE10



WTVAEAC



PEMT1S



WTVCC

ITEM NO.	DESCRIPTION
WTVAE10	10' Aluminum Extrusion
WTVAEAC	Aluminum Extrusion Connector
PEMT1S	1.163 EMT Swaged Conduit
WTVCC	Conduit Coupler for 1.163" Pipe

## Hangar Clips

ITEM NO.	DESCRIPTION
WTVHC	Hanger Clip for Aluminum Extrusion
WTV2HCAE	2" Hanger Clip for Aluminum Extrusion
WTVAEPC	Pipe Clip for Aluminum Extrusion
WTVBREHB	Breeder Drinker Hanger Bracket
WTVBREHBC	Breeder Hanger Bracket Clip
WTVBREHBK07	¾" Breeder Hanger Bracket Kit Kit includes hanger bracket & hanger bracket clip.
WTVSB	S Bracket Hanger Kit Kit includes S bracket and 2 hanger clips.
WTVHBC	S Bracket Hanger Clip



WTVHC



WTV2HCAE



WTVAEPC



WTVBREHB



WTVHBC



WTVSB



WTVBREHBC



WTVSB

## Water Line End Kit



ITEM NO.	DESCRIPTION
WTVELAHB	End of Line Holding Bracket
WTVERA	End Riser Adapter
WTV34GHA	¾" Slip x Garden Hose Adapter
WTVERAK	End Riser Adaptor Kit

## Riser Tubes

Rigid, flex, or folding standpipes allow you to choose the best for your farm.

All standpipes now come with the TruSeal™ Standpipe Cap! The TruSeal is able to "breathe" air, but not leak water. The new cap can inhale or exhale the required amount of air as the pressure in the drinker line changes, but seals against water when the drinker lines are flushed, helping prevent messy water spills.

### Flexible




ITEM NO.	DESCRIPTION
WTVFSPA18	18" Rigid Folding Standpipe Assembly
WTVR18	18" Flexible Riser Tube Only
WTVRTA24F	24" Flexible Riser Tube Assembly
WTVR	24" Flexible Riser Tube Only
WTVSS24	Standpipe Spring 24"/30"
WTVFRB	Val-Co Flexible Riser Truseal Breather
WTVAR24F	Air Release - Comes w/ 24" Flex Standpipe

### Rigid

ITEM NO.	DESCRIPTION
WTVSP12RK	12" Rigid Stand Pipe Assembly
WTVSP24RK	24" Rigid Stand Pipe Assembly
WTVFSPA24	24" Rigid Folding Standpipe Assembly
WTVRRB	Val-Co Rigid Riser Truseal Breather

## Drip Cup



ITEM NO.	DESCRIPTION
WTVDC	Drip Cup
WTVDCC	Drip Cup Clip

## Anti-Roost Parts



ITEM NO.	DESCRIPTION
FDSWI	Shocker Wire Insulator & Clamp
WTVSC	Shocker Cable Clamp
WTVSCS	Shocker Clamp Screw

## Old Style Replacement Parts for Regulator

ITEM NO.	DESCRIPTION
WTVIA05	Old Style Flush Valve Intake
WTVRDS0	Old Style Regulator Disc Seal



## Val-Co to Ziggity Adapter Parts



ITEM NO.	DESCRIPTION
WTVR150ZS	Val-Co Replacement Nipple for Ziggity ShortCap
WTVZTA	Val-Co/Ziggity T Lock Adapter

## Intake Hose

ITEM NO.	DESCRIPTION
WTVIH38	¾" Intake Hose*

\*Hose price is per foot



## Regulator Feed Hoses

Hoses come with a heavy-duty brass FGH fitting on each end.



ITEM NO.	DESCRIPTION	ITEM NO.	DESCRIPTION
RFH1205	½" x 5'	RFH1209	½" x 9'
RFH1206	½" x 6'	RFH1210	½" x 10'
RFH1207	½" x 7'	RFH1211	½" x 11'
RFH1208	½" x 8'	RFH1213	½" x 13'



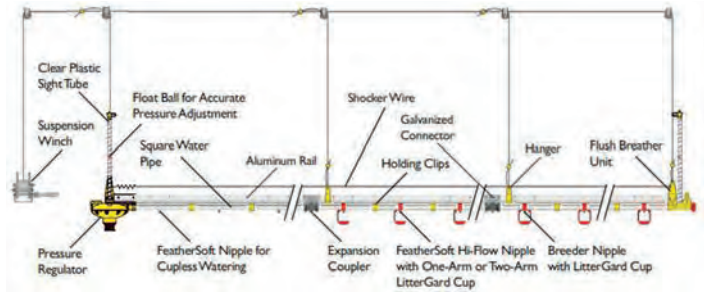
## Lubing



**Looking for a complete system?  
Call one of our salesmen today for a quote!**



## System Overview



## Regulators



Regulator



Top Housing

ITEM NO.	DESCRIPTION
WTLRO	Regulator
WTLRTH	Top Housing

## Parts for Lubing Regulator



Barb Adapter



Diaphragm Bolt



Flush Adjustment Mechanism



Flush Adjustment Wing



Flush Bordering



Large Hanger Bracket



Cage Mount Bracket



Round Pipe Adapter



Diaphragm Plate



Diaphragm



Pivot Arm



Pivot Arm Bracket



Pressure Spring



22mm Adapter

ITEM NO.	DESCRIPTION
WTLRBA12	½" Barb Adapter
WTLRAN	Adjustment Nut
WTLRD	Diaphragm
WTLRDB	Diaphragm Bolt
WTLRDN	Diaphragm Nut
WTLRDP	Diaphragm Plate
WTLRFAM	Flush Adjustment Mechanism
WTLRFAW	Flush Adjustment Wing
WTLRFB	Flush Bordering

ITEM NO.	DESCRIPTION
WTLRHBL	Large Hanger Bracket
WTLRRPA	Round Pipe Adapter
WTLRBC	Mount Bracket for Cage
WTLRHBS	Small Hanger Bracket
WTLRHN	Holder Nut
WTLRHS	Screws for Regulator Housing
WTLRPA	Pivot Arm
WTLRPAB	Pivot Arm Bracket
WTLRPO	Outlet Plug

ITEM NO.	DESCRIPTION
WTLRPS	Pressure Spring
WTLRSA22	22mm Adapter
WTLRSA28	28mm Adapter
WTLRSAOR	O-ring for 22mm/28mm Adapter

## Drinker Kits

### KIT INCLUDES

- 10' long, square, PVC Pipe
- Nipples with or without drinker cup
- Rubber coupler with SS crimp rings
- 10' aluminum support rail
- 4 plastic holding clips
- Galvanized connectors, 4 nuts, & 4 bolts
- 5 hangers

**LUBING** 



ITEM NO.	DESCRIPTION
WTLDK08BC	8" Spacing with Cups (Breeder)
WTLDK10BC	10" Spacing with Cups (Breeder)
WTLDK24RS	24" Spacing with Red Sleeves (Rooster)
WTLDK30RS	30" Spacing with Red Sleeves (Rooster)
WTLTFDK30	30" Spacing (Turkey)

## Water Nipples


**LUBING** 



ITEM NO.	DESCRIPTION
WTLNBR	Broiler Nipple (Red)
WTLNLO	Layer Nipple (Orange)
WTLNB	Breeder Nipple
WTLNR	Rooster Nipple
WTLNT	Turkey Nipple (Tom)
WTLNP	Nipple Plug
WTLNRS	Red Sleeve for Nipple

## Hanger Brackets

**LUBING** 



ITEM NO.	DESCRIPTION
WTLHBB	Hanger Bracket-Breeder
WTLTHB	Hanger Bracket-Turkey
WTLHBC22	Conduit Hanger Bracket

## Water Line Parts – Breeder

**LUBING** 



### 22 mm

ITEM NO.	DESCRIPTION
WTLCR22	Rubber Coupler with Rings
WTLCCR22	Crimp Ring for Rubber Coupler
WTLDC22	Drinker Cup
WTLRA2234	22mm x 3/4" Square/Round Adapter
WTLPC22	Pipe Support Clip
WTLSSA2228	22mm x 28mm Square/Square Adapter

### 28 mm


ITEM NO.	DESCRIPTION
WTLRC28	Rubber Coupler with Rings
WTLRCR28	Crimp Ring for Rubber Coupler
WTLRA2834	28mm x 3/4" Square/Round Adapter
WTLPC28	Pipe Support Clip

ITEM NO.	DESCRIPTION
WTLASRC	Connector for Support Rail
WTLAW12	1/2" Adapter Washer



## Water Line Parts – Turkey

**LUBING** 



ITEM NO.	DESCRIPTION
WTLASRC	Connector for Support Rail
WTLTBS	Starter Ball
WTLTDP	Pendulum
WTLTDPH	Pendulum Holder
WTLTFC	Tom Finishing Cup

## End Assemblies & Parts



ITEM NO.	DESCRIPTION
WTLERA22	Lubing 22mm 24" End Riser Assembly
WTLERA28	Lubing 28mm 24" End Riser Assy
WTLAW34	3/4" Washer for End Assembly Adapter
WTLERABA	1/2" Barb Adapter
WTLERAC	Cap

## Biddie Drinker

The Biddie Drinker is an economical and reliable waterer for starting poult and chicks. They are easy to clean and are made of corrosion-free plastic. This waterer has an adjustable water level and the float valve allows each drinker to shut off independently. The valve snaps out for easy maintenance.



ITEM NO.	DESCRIPTION
WTCBD	Cyclone Biddie Drinker

## Riser Tubes & Parts



ITEM NO.	DESCRIPTION
WTLRTU24	24" Riser Tube
WTLRCB	Cleaner Brush
WTLRTBC	Breather Cap
WTLSFB	Float Ball

## Monoflo Regulator

Designed for simple, one-step reduction of water pressure. It provides a constant, even flow of water under a wide range of inlet pressure fluctuations and incorporates a check valve to prevent back flow.

### SPECIFICATIONS:

- 3/4" NPT Outlet, 1/2" Inlet
- Adjustable from 2 1/2 to 14 lbs.
- Assembled with stainless steel screws
- Maximum Pressure: 50 PSI



ITEM NO.	DESCRIPTION
WTMR214	MonofloRegulator

## Rope Adjuster



ITEM NO.	DESCRIPTION
WTLAR	Rope Adjuster

## Crimping Tool



ITEM NO.	DESCRIPTION
WTLPC	Crimp Tool for Pipe Coupler

## Flush Line Hose



ITEM NO.	DESCRIPTION
WTFLH	5/8" x 7/8" Clear Flush Line Hose

**Here at Zeiset Equipment, customer service is our top priority!**

We strive to treat each customer fairly and hope to make your buying experience a pleasant one.

Our parts salesmen work to try to get you the best available products at the best possible prices. Need an item but don't see it listed? Call us and we may be able to special order it for you!



## Plasson

Made of a rugged high-impact plastic. The unique ballast bottle, independent of the bell, eliminates wear on the valve mechanism. Water your flocks from day old to adult birds. Ensures a constant water level and a dry floor

### EACH DRINKER COMES WITH

- 10' supply hose
- (2) ¼" barb adapters
- 10' nylon rope

## Bell Drinkers



WTPBRD

- Number of drinkers per 1,000 birds: 8-10
- Circumference of outer lip: 106 cm.

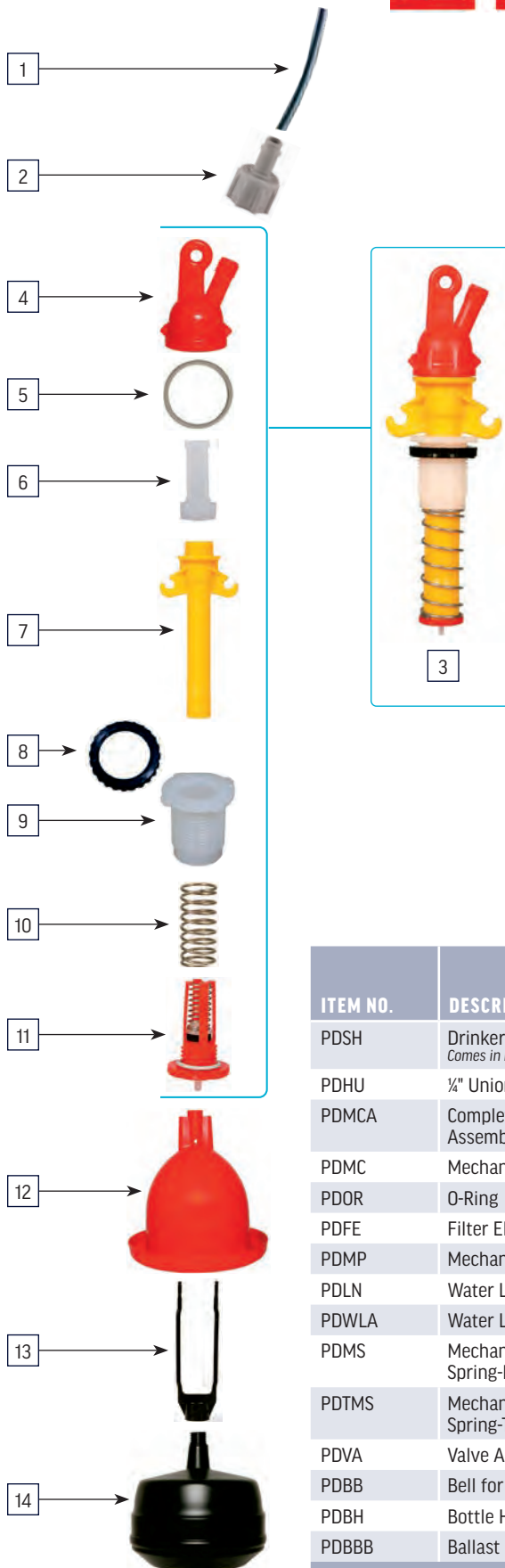


WTPDBT

- Number of drinkers per 1,000 adult turkeys: 10-12
- Circumference of outer lip: 140 cm.

ITEM NO.	DESCRIPTION
WTPBRD	Breeder Drinker
WTPDBT	Turkey Drinker

## Bell Drinker Parts Breakdown



ITEM NO.	DESCRIPTION	NUMBER IN DIAGRAM
PDSH	Drinker Supply Hose <i>Comes in rolls of 100'</i>	1
PDHU	¼" Union	2
PDMCA	Complete Mechanism Assembly	3
PDMC	Mechanism Cap	4
PDOR	O-Ring	5
PDFE	Filter Element	6
PDMP	Mechanism Pipe	7
PDLN	Water Level Lock Nut	8
PDWLA	Water Level Adjuster	9
PDMS	Mechanism Spring-Breeder	10
PDTMS	Mechanism Spring-Turkey	10
PDVA	Valve Assembly	11
PDBB	Bell for Breeder Drinker	12
PDBH	Bottle Hanger	13
PDBBB	Ballast Bottle	14

WHEN PRECISION AND LONGEVITY ARE A MUST  
**You Can Always Count On Us!**



**DOSATRON®**

**DM11F – 11 GPM**

Water-Powered  
Medicator



**e128**

Electric Medicator

**ETATRON**

**Dilution™**  
SOLUTIONS  
A Dosatron International, Inc. Company

**THE PERFECT SOLUTION!**

For both your Medicating and Water Treatment Applications

## Medicators

### e128

A true 11 GPM electric medicator - the Etatron e128 Medicator is the perfect answer for both your medicating and water treatment needs. This electric pump's operation is NOT affected by water quality and is simple to use, highly reliable, and compact in size.

#### E128 PUMP FEATURES

- Fixed at 1:128
- Shutdown control if suction or discharge interruption
- One piece diaphragm
- No squeeze tubes
- Superior diaphragm technology
- Not affected by water quality
- Automatically compensates injection for variations in flow
- Self priming, the pump head is equipped with a manual air bleed for fast priming
- PVDF solenoid head for enhanced chemical resistance
- Plugs into a standard 120V outlet
- Works with 1 pulse per gallon or 1 pulse per 10 gallon water meters

#### SPECS

- Flow - 0.26 GPH (1 LPH)
- Max Pressure - 145 PSI (10 BAR)
- Stroke Output (ML) - 0.09 at 145 PSI (10 BAR)
- Max Pulses Per Min. - 180
- Mount Type - Wall Mount
- Voltage - 120V

ITEM NO.	DESCRIPTION
WTEPE1M	Etatron E-128 Medicator Pump

### e128 Parts & Accessories

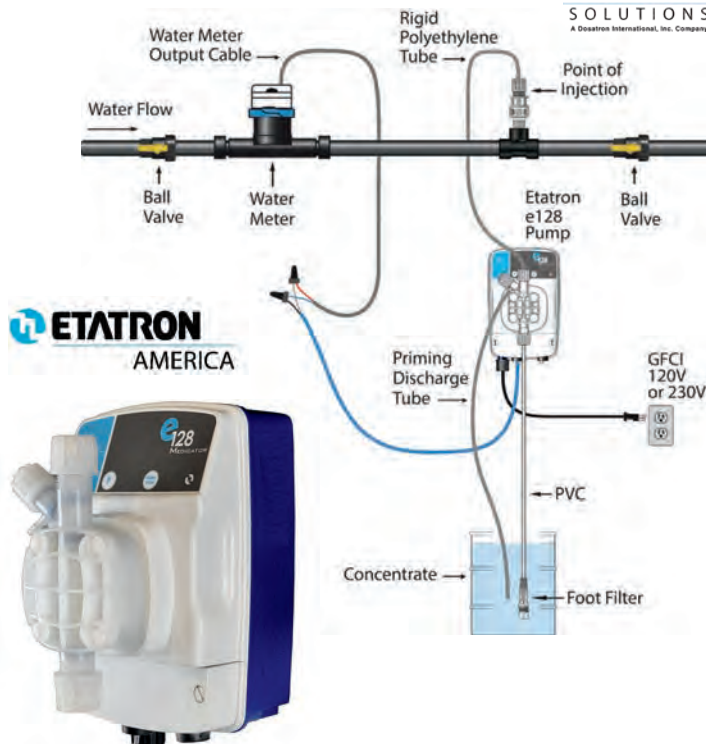


ITEM NO.	DESCRIPTION
WTEPE1MPH	Pump Head
WTEPE1D	Diaphragm
WTEPE1MHK	Hose Kit
WTEPE1NFK	Nut & Ferrule Kit

ITEM NO.	DESCRIPTION
WTEPE1TD	Discharge Tube *
WTEPE1TS	Suction Tube *
WTEPE1FF	Foot Filter
WTEPE1IV	Injection Valve

\*Tubing price is per foot

**Dilution<sup>™</sup>**  
SOLUTIONS  
A Dosatron International, Inc. Company



### eOne Basic Pump

#### FEATURES

- PVDF Pump Head
- PTFE (Teflon<sup>®</sup>) Diaphragm
- TFE/P (Aflas<sup>®</sup>) Seals
- Ceramic Ball Valves
- Flow Rate - 1.32 GPH (5 LPH) at 101 PSI (7 BAR)
- 180 Strokes per Minute

ITEM NO.	DESCRIPTION
WTEPE0B	eOne Basic Pump

### ePC Pulse Control



ITEM NO.	DESCRIPTION
WTEPEPC	Etatron ePC Pulse Control



eMP

A safe and adequate water supply is fundamental to the production of healthy animals, making a water treatment plan essential. The Etatron eMP pump is the perfect answer for your water treatment, it is simple to use, highly reliable, and compact in size. Automatically adjusts injection speed to the water flow for proportional delivery.

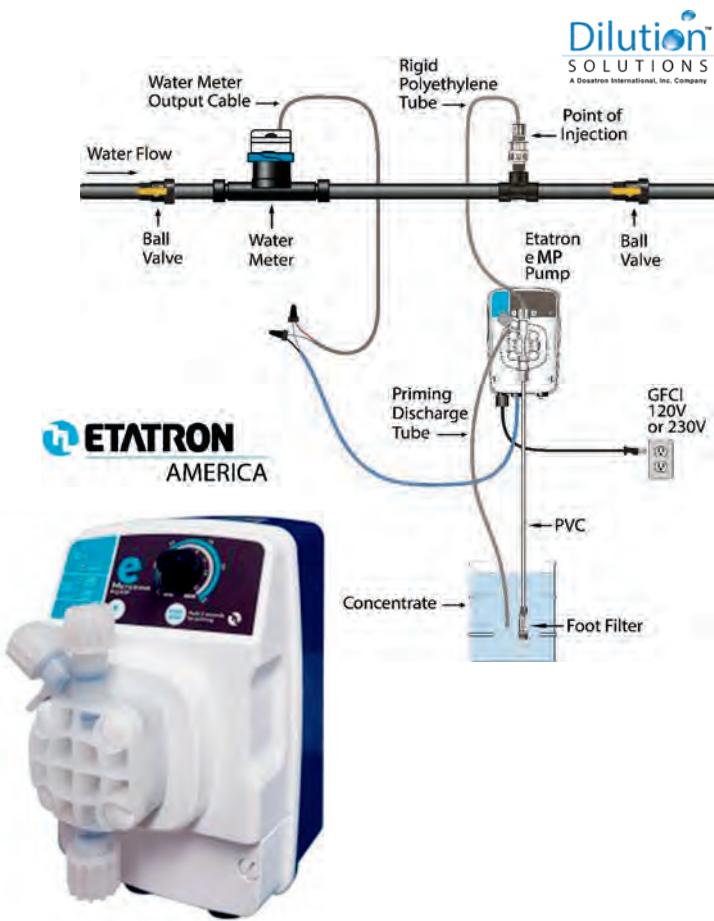
EMP PUMP FEATURES

- Dual scale dial for easy stroke adjustment
- Operates with 1 pulse per 1 gallon or 1 pulse per 10 gallon water meter
- Superior diaphragm technology
- No squeeze tubes that can break
- PVDF solenoid head for enhanced chemical resistance
- IP65 acid resistance housing
- Self priming, the pump head is equipped with a manual air bleed for fast priming
- Turns off automatically when the chemical container is empty
- Pump will turn OFF if pressure exceeds 145 PSI


SPECS

- Flow - 0.26 GPH (1 LPH)
- Max Pressure - 145 PSI (10 BAR)
- Stroke Output (ML) - 0.09 at 145 PSI (10 BAR)
- Max Pulses Per Min. - 180
- Mount Type - Wall Mount
- Voltage - 120V


ITEM NO.	DESCRIPTION
WTEPEMP	Etatron eMP Pump




eMP Parts & Accessories




WTEPEOSH




WTEMPNFK




WTEPEOPHK




WTEPPKTD



WTEPPKTS



WTEPEIFF



WTEPEIIV

ITEM NO.	DESCRIPTION
WTEPEOSH	Pump Head
WTEMPNFK	Nut & Ferrule Kit
WTEPEOPHK	Hose Kit
WTEPPKTD	Discharge Tube *

ITEM NO.	DESCRIPTION
WTEPPKTS	Suction Tube *
WTEPEIFF	Foot Filter
WTEPEIIV	Injection Valve

\*Tubing price is per foot

## PKX FT/A

The PKX dosing pump is compact and can be wall-mounted or foot-mounted. The PKX Series solenoid metering pumps are simple to use, highly reliable, and provide compact dimensions. The FT/A is an analog metering pump with manual flow control from 0 to 100%. It has two operating modes controlled by a reed switch water meter:

**Volumetric Proportional Mode** – 1:1 (1 injection per 1 signal) as

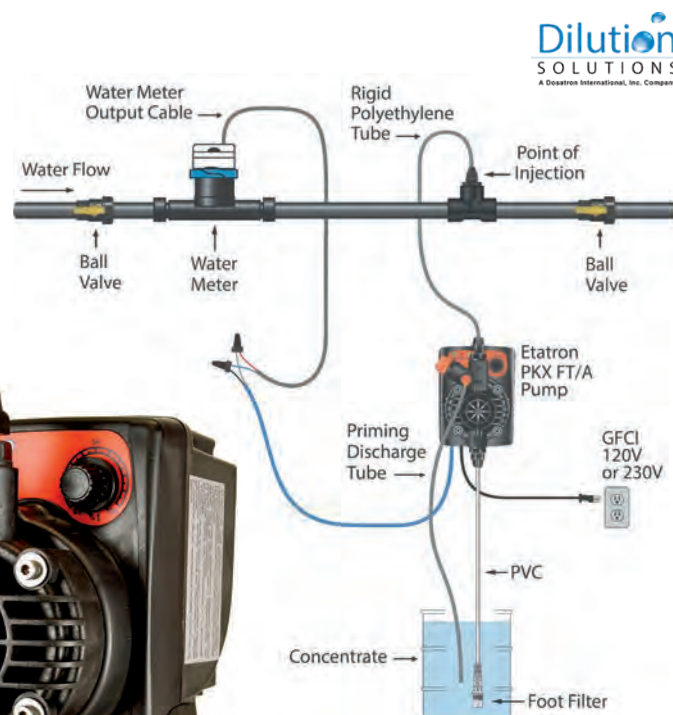
indicated by F Mode

**Volumetric Timer Mode** – 0 to 60 seconds of metering per signal as

indicated by T Mode

### PKX PUMP FEATURES

- Manual air bleed pump head for fast priming
- Max 120 impulses per minute
- 6.5 ft. suction height
- 120 or 230 V - 50/60 Hz
- Long lasting unique one piece PTFE diaphragm design
- Includes both wall or foot mounting options
- Flashing LED to indicate pump is working
- Compact design
- Adjustable from 0 to 100%
- IP65 acid resistant housing
- Polypropylene housing Pump Head: PP (Polypropylene)
- Diaphragm: PTFE (Teflon®)
- Seals: FPM (Viton®) or EPDM (Dutral®)
- Valves Duck Bill: FPM (Viton®) or EPDM (Dutral®)
- Discharge Tubing: PE (Polyethylene)
- Suction Tubing: PVC



**Dilution**  
SOLUTIONS  
A Diquat International, Inc. Company

ITEM NO.	DESCRIPTION
WTEPPKX	Etatron PKX Pump

## PKX Parts & Accessories



ITEM NO.	DESCRIPTION
WTEPPKSH	Solenoid Head
WTEPPKOSHV	Viton O-Ring for Solenoid Head
WTEPPKD	Diaphragm
WTEPPKCB110	Circuit Board 110V
WTEPPKHK	Hose Kit
WTEPPKNO	Nipple, Nut, & O-Ring Kit

ITEM NO.	DESCRIPTION
WTEPPKFF	Foot Filter
WTEPPKIV	Injection Valve
WTEPPKABO	O-Ring for Air Bleed Barbs
WTEPPKAB	Air Bleed Barbs only
WTEPPKVVS	Valve & Valve Seat Kit
WTEPPKTD	Discharge Tube *

ITEM NO.	DESCRIPTION
WTEPPKTS	Suction Tube *
WTEPPKTN	Tube Nut
WTEPPKAP	PVC Thread Adapter 3/4" F x 1/2" M

\*Tubing price is per foot

## Gator 8001

### **GATOR-XL- 8001 Built To Last... GATOR-DONE!**

The Gator-XL is the worldwide choice for proportionally adding any solution into a water system for livestock, agriculture, horticulture, sanitation, water treatment, etc.

#### FEATURES

- Water powered
- Competitively priced!
- Designed for simple, low-cost maintenance.
- Able to handle a wide variety of chemicals.
- Made of heavy-duty, modular construction, with a separate water motor and chemical pump section, so the motor stays chemical free, and parts are easy to access for service.
- Easily installed into the piping system with flexible hoses or can be installed directly into the piping system with the optional union connectors.

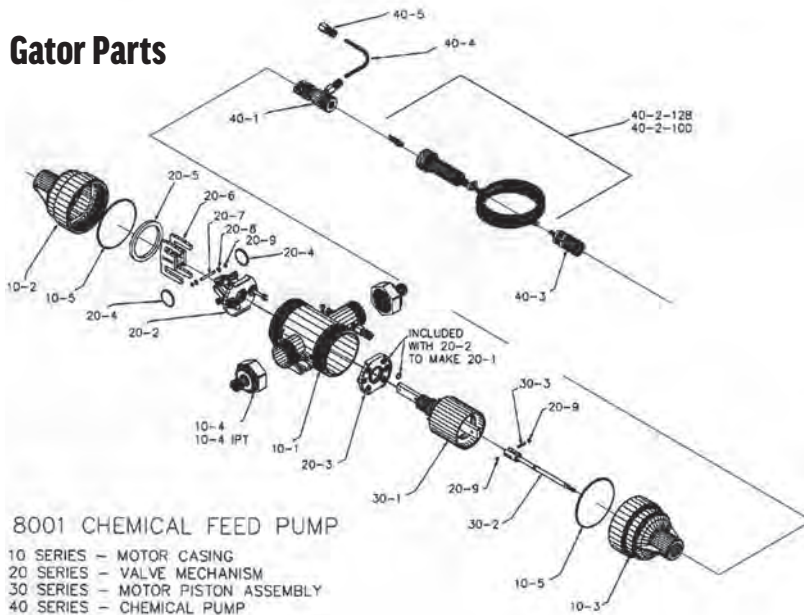
ITEM NO.	DESCRIPTION
MDG8001	Gator Model 8001 Medicator



#### SPECS

- Fixed ratio: (1:128)
- Length: 24"
- Width: 9.75"
- Minimum incoming water pressure: 0.21 Bar (3 PSI);
- Maximum incoming water pressure: 8.27 Bar (120 PSI);
- Minimum incoming water flow: 7.6 Liter/Hour, LPH (2 GPH);
- Maximum incoming water flow: 2271 LPH (600 GPH);
- Connections: 3/4" NPT

## Gator Parts



ITEM NO.	DESCRIPTION	NUMBER IN DIAGRAM
MDGAAA	Actuator Arm Assembly	*
MDGCSO	Connector Stem O-Ring (4 pk)	*
MDGCV	Pump Check Valve (2)	*
MDGECOR	End Cap O-Ring	10-5
MDGMC	Motor Cylinder	30-1
MDGMPA	Motor Piston Assembly	*
MDGMPS	Motor Piston Seals	*
MDGPA	Pivot Arm	20-7
MDGPC	Piston Clip	*
MDGPRK	Pump Replacement Kit	*
MDGPS128	Pump Cylinder 128	*
MDGPSA	Pump Stem Assembly	30-2
MDGPTS	Pressure Tube 10.5" x 1/2"	40-4
MDGPTSF	Fitting/Nut for Pressure Tube	40-5
MDGSF	Suction Filter	40-3
MDGSL	Silicone Lube	*
MDGTB	Tensioner Bands (2)	20-4
MDGVA	Valve Assembly	20-2
MDGVPS	Valve Plate Seals	*
MDGVS	Valve Seal (4PK)	*



## AquaBlend

### Precision Injection for Agricultural Medication

The AquaBlend injector was specifically engineered to accurately medicate and/or treat water in most agricultural environments. AquaBlend is offered in two different fixed and variable ratio models, and it is designed to handle both liquid chemicals and wettable powders.

#### FEATURES

- Quick and easy installation
- Perfect for wettable powders and liquid chemicals
- Unique tool-free maintenance

#### PERFECT FOR

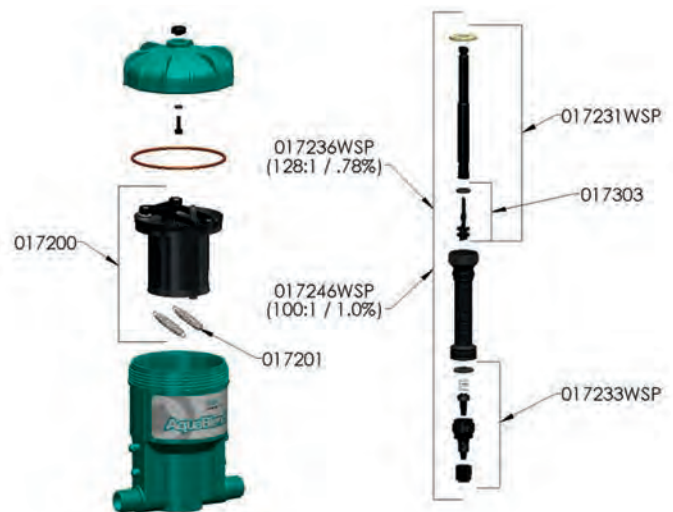
- Vaccinating
- Medicating
- Water treatment
- Cleaning water lines
- Administering nutrients and supplements

ITEM NO.	DESCRIPTION
MDAB	Aqua Blend Medicator



#### SPECS

- Flow rate: 0.04 - 11 GPM
- Injection Rate: 1:128
- Operating pressure: 5 - 90 psi
- Connections: 3/4" NPT



## AquaBlend Parts



MDABCVA



MDABDG



MDABSTA

ITEM NO.	DESCRIPTION	NUMBER IN DIAGRAM
MDABCVA	Check Valve Kit	*
MDABDG	Dosage Gasket	*
MDABLCSA	Lower Cylinder & Stem Assembly Kit	*
MDABMPA	Motor Piston Assembly	17200
MDABMS	Motor Spring (1 Pair)	17201
MDABSTA	Suction Tube Assembly	*
MDABTCO	O-Ring f/ Top Cap	*
MDAPRK	Pump Replacement Kit	*

\*Not labeled on diagram

\*Not labeled on diagram



MDABLCSA



MDABTCO

## Chemilizer

### Consistent, Fluid Driven, Chemical Injection

Chemilizer is an industry-leading chemical injector that utilizes years of proven diaphragm technology. Powered by the existing water supply, the internal motor drives the chemical pump, injecting very precise amounts of chemical. The speed of the water motor and pump is proportional to the water flow, ensuring Chemilizer will inject consistent amounts of chemical regardless of fluctuation in water pressure and flow.

#### FEATURES

- No water filtration required; the diaphragm water motor is unaffected by sand or minerals in the water
- Unique by-pass chemical injection design; the chemical is injected after the motor, avoiding chemical contact with critical motor parts
- Excellent low-flow capabilities
- Corrosion resistant construction – Silicone and Viton components available to withstand the most aggressive chemicals
- Easy and low-cost maintenance – typical maintenance is tool-free
- Now featuring brass inserts molded into the body of Chemilizer, which allow for shorter repair times – the screws no longer require nuts

ITEM NO.	DESCRIPTION
MDCHN55	Chemilizer Medicator

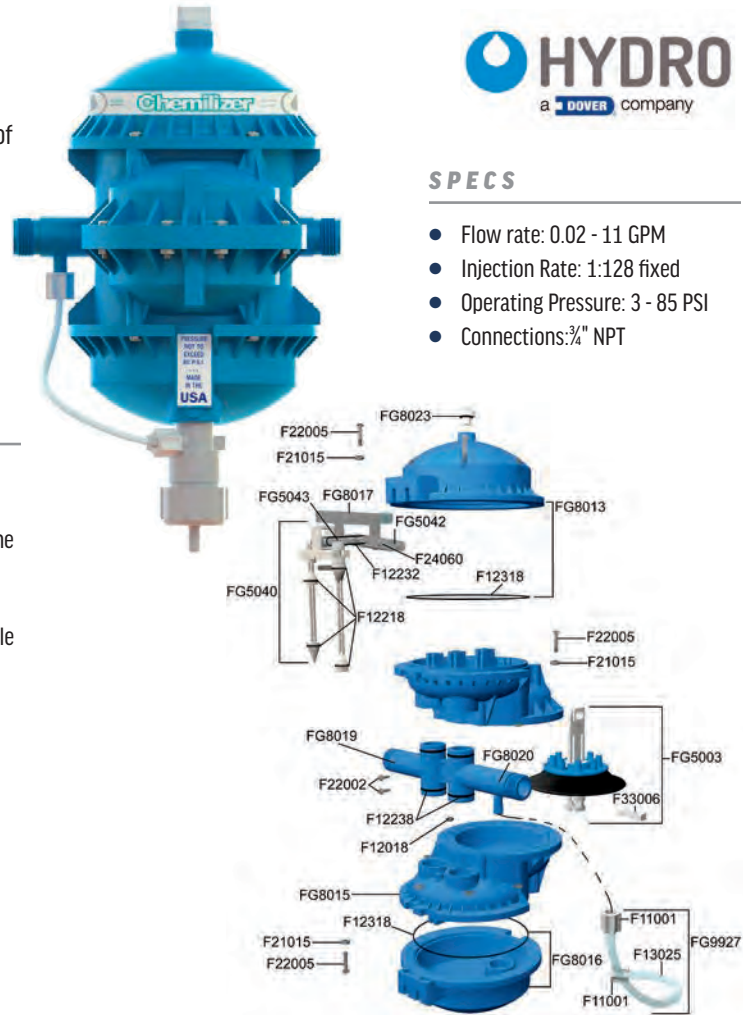
## Chemilizer Parts

ITEM NO.	DESCRIPTION	NUMBER IN DIAGRAM
MDCAAA	Actuator Arm Assembly	FG5043
MDCAV	Air Vent Cap	FG8023
MDCB	Top Bypass Assembly	FG8017
MDCBC	Bottom Cap	FG8016
MDCCHO	Chemical Hose	*
MDCCP1128N	1-128 Fixed Chemilizer Pump (Viton)	*
MDCCPA50-164	50-164 Adjustable Chemilizer Pump	*
MDCCVC	Chlorine Check Valve	
MDCDA	Diaphragm Assembly	FG5003
MDCDSK	Kynar Dosage Sleeve	*
MDCGS	Glass Pump Sleeve	*
MDCMBOR	Main Body O-Ring	F12018
MDCPRKN	New Chlorine Pump Rebuild Kit	*
MDCPS	Pump Stem	*
MDCPSOGK	Gasket & O-Ring Kit for Pump Stem	*
MDCRK	Motor Rebuild Kit	*
MDCSF	Chemilizer Suction Filter	*
MDCSH	Medicator Suction Hose	*



#### SPECS

- Flow rate: 0.02 - 11 GPM
- Injection Rate: 1:128 fixed
- Operating Pressure: 3 - 85 PSI
- Connections: 3/4" NPT



## D128R

### The Original Flat Top Mediator

One of the most trusted medicators on the market. The D128R has been used in the agricultural industry for over 30 years! Comes with a wall mount bracket and will install directly in line with your existing water system. Use this for all your medication and water treatment needs.

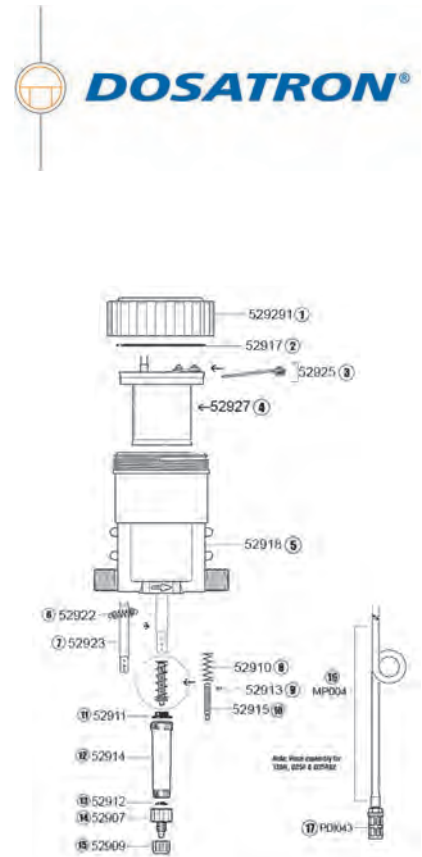
#### SPECS

- Flow Rate: 0.09 to 7 GPM
- Injection Rate: 1:128
- Operating Pressure: 7 to 70 PSI
- Connections: 3/4" NPT
- Size: 13" x 6.25"

#### INCLUDES

- Mounting bracket
- Suction hose with strainer/weight
- Operating manual

ITEM NO.	DESCRIPTION
MDDM128	Dosatronic Mediator D128R



## D128R Parts

ITEM NO.	DESCRIPTION	NUMBER IN DIAGRAM
MDDAA	Actuator Assembly 7GPM	*
MDDAS7	Actuator Spring 7GPM	*
MDDBS	Bottom Seal	*
MDDTS	Top Seal (VT)	*
MDDWSVA	Wishbone Spring Valve Assembly	*
MDDP	Plunger	52923
MDDPIPA	Piston, Injector, & Plunger	*
MDDPS	Piston Shell 7 GPM	52927
MDDSVA	Slide Valve	52915
MDDSVS	Slide Valve Spring	52910
MDDHA	6mm Hose Assembly	*
MDDSC128	Stem Cap	*

\*Not labeled on diagram



MDDAA



MDDAS7



MDDBS



MDDTS



MDDWSVA



MDDPIPA



MDDSVS



MDDHA



## DM11F

### See The Hydraulic Motor Difference

The Dosatron® Diaphragm Injector DM11F is for low flow use. This Dosatron® Medicator uses a newly designed hydraulic motor that is piston-free and has a highly chemical resistant housing making it resistant to most chemicals.

#### APPLICATIONS

- Medicating
- Sanitizing
- Chlorinating
- Vaccinating
- Water Treatments
- Supplements

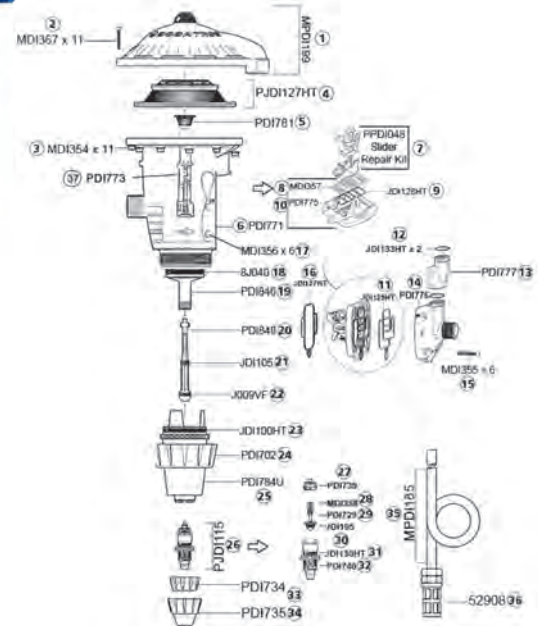
#### FEATURES / SPECIFICATIONS

- Flow Rate: 0.09 to 7 GPM
- Injection Rate: 1:128
- Operating Pressure: 7 to 70 PSI
- Connections: 3/4" NPT
- Size: 13" x 6.25"

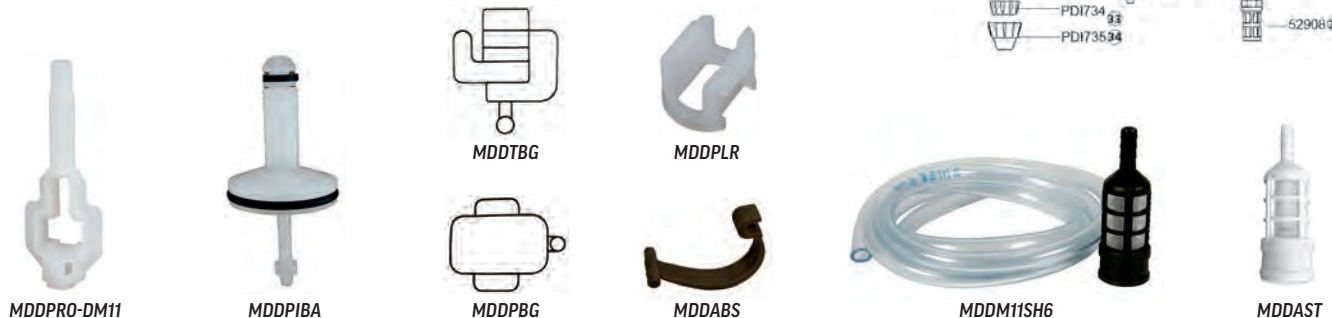
#### INCLUDES

- Mounting Bracket
- Suction Tube
- Strainer
- Weight
- Instruction Manual

ITEM NO.	DESCRIPTION
MDDM115	Dosatron Medicator DM11F



## DM11F Parts



ITEM NO.	DESCRIPTION	NUMBER IN DIAGRAM
MDDCV-DM11	Check Valve	26
MDDPRO-DM11	Push Rod	37
MDDDA	Diaphragm Assembly	4
MDDSVPP	Slide Valve Plate	8
MDDSVSBA	Slide Valve & Spring Blade Assembly	7
MDDTBG	Transfer Body Gasket	11
MDDTCA-DM11	Top Cap Assembly	1
MDDPBG	Pump Body Gasket	16
MDDPIBA	Pump & Isolation Body Assembly	*
MDDPLR	Plunger Retainer	*
MDDPS15	Plunger Seal 1.5%	22

ITEM NO.	DESCRIPTION	NUMBER IN DIAGRAM
MDDPSPR	Plastic Seal for Push Rod	5
MDDOR-DM11	O Ring	12
MDDABK	Air Bleed Key	*
MDDABS	Actuator Blade Spring	*
MDDAG	Actuator Gasket	9
MDDBPSA	Bypass Sub Assembly	
MDDCBC	Check Valve Cone	29
MDDCPS	Compact Piston Seal for Injection Stem O-Ring	23
MDDM11SH6	Suction Hose 6'	*
MDDAST	Assembly Strainer	*

\*Not labeled on diagram

## D14MZ2

### Precise, simple and reliable

Installed directly in the water supply line, the DOSATRON operates by using water pressure as the power source. The water activates the DOSATRON, which takes up the required percentage of concentrate.

Inside the DOSATRON, the concentrate is mixed with the water. The water pressure forces the solution downstream. The dose of concentrate will be directly proportional to the volume of water entering the DOSATRON, regardless of variations in flow or pressure which may occur in the main line.

#### ADVANTAGES OF A DOSATRON D14MZ2

- High flow rate
- Fewer parts
- Chemical resistant housing
- Easy to read ratio selector

#### SPECS

- Connection: 3/4" NPT
- Flow rate: 0.05 to 14 GPM (0.19 to 50 LPM)
- Dimensions: 19 1/2" x 6 5/8"
- Percentage Range: 0.2 to 2%
- Oz. per gallon range: 0.256 to 2.560
- Pressure: 4.3 to 85 PSI
- Ratio Range: 1:500 to 1:50



## D14MZ2 Parts



ITEM NO.	DESCRIPTION
MDD14IS	Injection Stem
MDD14ISKCV	Injection Seal Kit w/Check Valve - Viton
MDD14LPF	Lower Piston Flange
MDD14UPF	Upper Piston Flange
MDD14PA	Plunger Assembly
MDD14PAR	Plunger Assembly Retainer
MDD14RK	Rebuild Kit
MDD14UPV	Upper Piston Valve

## Stenner Pump Replacement Parts

### STENNER PUMPS



ITEM NO.	DESCRIPTION
WTSPCVD	Check Valve Duckbill
WTSPF14	1/4" Pump Ferrule
WTSPICV	Injection Check Valve
WTSPICVN	Nut for Injection Check Valve
WTSPSF	Weighted Suction Filter

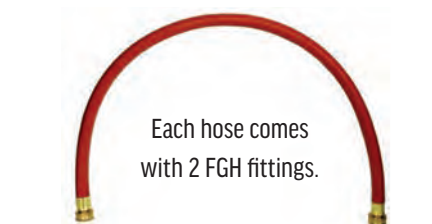
ITEM NO.	DESCRIPTION
WTSPST	Suction Tube (Price per foot)
WTSPQPHL	Q P Housing w/ Latch
WTSPQPL	Q P Latch
WTSPQPRA	Q P Roller Assembly
WTSPQPTH	Q P Housing Cover

## Tubes



ITEM NO.	DESCRIPTION
WTSP1ST	Stenner # 1 Solution Tube
WTSP2ST	Stenner # 2 Solution Tube
WTSP7ST	Stenner #7 Solution Tube
WTSPHST	Stenner Pump H Solution Tube

## Medicator Feed Hoses



Each hose comes with 2 FGH fittings.

ITEM NO.	DESCRIPTION
MDH3FF	3' Medicator Hose
MDH4FF	4' Medicator Hose

## Water Control

### Water Meters



WTPMMM11



WTPM112



WTPMVMP

- Registers low volume at 0.05 GPM
- Supplies dual 1 & 10 pulse output
- Allows independent dual output connection
- Durable plastic housing
- Design creates obstacle-free passage
- Displays current flow rate in gallons per minute



WTPMUS07

ITEM NO.	DESCRIPTION	MAXIMUM GPM	MAXIMUM PRESSURE
WTPMVMP	Plastic Pulse Water Meter	20	150 PSI
WTPMMM11	1" Pulse Water Meter MultiMag 1/4 GPP	50	150 PSI
WTPM112	1 1/2" Pulse Water Meter	100	232 PSI
WTPMUS07	Ultrasonic Water Meter	--	--

### Pressure Regulator

ITEM NO.	DESCRIPTION
WTBR035	25-75 PSI Brass Pressure Regulator



WTBR035

### Pressure Switches

ITEM NO.	DESCRIPTION
ALWPS	20/40 Pressure Switch
ALWPSNO	Alarm Water Pressure Switch N/O
PPCN02	1/4" Plastic Close Nipple



### Pressure Gauges



WTPG30



WTGPB

ITEM NO.	DESCRIPTION
WTPG30	30 lb. Water Pressure Gauge
WTPG100	100 lb. Water Pressure Gauge
WTGPB	Galvanized Plumbing Bracket

### Jumbo Water Filter

#### Rugged Construction

Filter housings are made of rugged, glass-reinforced polypropylene with brass reinforced gauge port so they won't chip, rust or dent.

#### Low Cost

Watts Jumbo filters are an economical alternative to costly stainless steel filtration equipment.

#### Applications

Watts® Jumbo Cartridges are ideal for a wide range of applications, including:

- Whole house filtration
- Commercial filtration
- Industrial filtration
- Pre-filtration for reverse osmosis equipment
- Community water systems
- Sea water applications due to their non-corrosive construction
- Ideal replacement for bag filters
- A convenient alternative to multiple cartridge filters
- Water for livestock and poultry
- Conserves water!
- Watts Big Bubba Cartridge Filter Systems are 100% efficient because no backwashing is required. Valuable water is conserved with no waste.



FILTER CARTRIDGE

#### Filter Cartridges

ITEM NO.	DESCRIPTION
WTFBBC05M	5 Micron Jumbo Filter Cartridge
WTFGFC20M	20 Micron Jumbo Filter Cartridge
WTFBBCOR	O-Ring for Jumbo Filter Cartridge

#### Filter Housing



ITEM NO.	DESCRIPTION
WTFBBH	Jumbo Filter Housing



## Jumbo Water Filter

### Parts for Jumbo Filter Housing

ITEM NO.	DESCRIPTION
WTFBBHC	Lid for Jumbo Filter Housing
WTFGFHORL	O-Ring for Jumbo Filter Housing Lid
WTFBBHORIO	Inlet Outlet O-Ring for Jumbo Filter Housing
WTFBBIOPA	Inlet Outlet Pipe Adapter for Jumbo Filter Housing
WTFBBPR	Pressure Release for Jumbo Filter Housing
WTFBBION	Inlet Outlet Adapter Retainer Nut for Jumbo Filter Housing



## String-Wound Filters

### APPLICATIONS

- Poultry House Filter
- Whole House Water Filter Systems
- Reverse Osmosis Systems
- Drinking Water Filtration

### FEATURES

- Reduces waterborne contaminants
- Polypropylene fibers for purity and chemical compatibility
- High quality polypropylene filter media
- High reduction of sand silt rust dirt and scale particles



STRING-WOUND SEDIMENT FILTER CARTRIDGE				
ITEM #	WTF5M	WTF5L	WTF30M	WTF30L
Rating	5 Micron	5 Micron	20 Micron	20 Micron
Dimensions	2.5" OD x 10"	4.5" OD x 10"	2.5" OD x 10"	4.5" OD x 10"
Average Flow Rate	16.1L/min (4.25 gal/min)	-----	4.54 gal/min	-----

ITEM NO.	DESCRIPTION
WTF5M	5 Micron Water Filter
WTF5L	5 Micron Filter (Large)
WTF30M	20 Micron Water Filter
WTF30L	20 Micron Filter (Large)

## Clear Filter Housing

- Clear Polypropylene Housing With Black Cap
- Leak-Proof Seal With Top-Seated O-Ring
- Large Capacity Housing Suitable for High Flow Applications

### APPLICATIONS

- Filtration Systems
- Reverse Osmosis Systems
- Whole House Water Filter Systems

### FEATURES

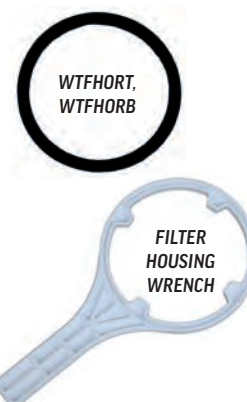
- Brass Insert on Start of the Thread
- Heavy-Duty Housing



ITEM NO.	DESCRIPTION
WTFH	2.5" x 10" Filter Housing
WTFHC1	4.5" x 10" Filter Housing

## Filter Housing O-Rings

ITEM NO.	DESCRIPTION
WTFHORB	Bottom O-Ring for Filter Housing
WTFHORT	Top O-Ring for Filter Housing



## Filter Housing Wrenches

ITEM NO.	DESCRIPTION
WTFHWL	Large Wrench for Water Filter Housing
WTFHWS	Small Wrench for Water Filter Housing

## Well Pump

Shallow well jet pumps are single-stage domestic water pumps designed for pumping potable water in applications where the water is located less than 25 ft. vertically from the pump. A pressure switch is a standard feature. The shallow well pump can be mounted to either a pre-charged, conventional type or free-standing pressure tank.

**CONNECTION SIZE:** 1½ in Suction  
¾ in Discharge

**CONNECTION TYPE:** NPT

**FLOW RATE:** 420 gph

**FREQUENCY RATING:** 60 Hz

**H P RATING:** 0.5 hp

**INCLUDES:** 30 to 50 psi Pre-Set Pressure Switch

**MATERIAL:** Iron

**MAXIMUM HEAD:** 25 ft

**MOTOR TYPE:** Dual Voltage

**NUMBER OF STAGES:** 1

**PRESSURE RATING:** 50 psi

**SUITABLE FOR:** 0 to 25 ft. Depth Shallow Wells

**VOLTAGE RATING:** 120/240 V



ITEM NO.	DESCRIPTION
WTWPT8	8.5 Gal. Shallow Well Pump & Tank

## PWP Solenoids



### APPLICATIONS

PWP series direct acting solenoid valve automatically opens and shuts to control the fluid flowing through the pipe. This valve is designed to allow maximum flow rate in a low-pressure pipeline system.

### FEATURES

- Direct acting feature allows the valve to open without pressure
- High-quality rubber diaphragm creates a tight seal
- IP65 rated

### SPECIFICATIONS

- Working pressure: 0-20 bar (110 or 24 VAC coil)
- Max pressure-resisting: 16bar
- Applicable fluid: compressed air, water, gas, etc.
- Viscosity of the fluid: below 20cst
- Fluid temperature: 80 C(NBR) 130 C(FKM)
- Voltage variation allowed: 10%
- Coil protection level: Ip65
- Recommended installation position: horizontal and the coil should face upward

### Brass

ITEM NO.	DESCRIPTION
WTBSV034120	¾" Brass Solenoid Valve 120V
WTBSV034220	¾" Brass Solenoid Valve 220v




### Stainless Steel

ITEM NO.	DESCRIPTION
WTSSV034120	¾" SS Solenoid Valve 120V



### Coils

ITEM NO.	DESCRIPTION
WTSC120P	120V Coil for PWP Solenoid



## Plastic Solenoids

ITEM NO.	DESCRIPTION
WTSVP1120	1" Plastic Solenoid Valve 120V



### Coils

ITEM NO.	DESCRIPTION
WTSC120PL	120V Coil f/ Plastic Solenoid



## Dayton Solenoid Coils



ITEM NO.	DESCRIPTION
WTSC120	120VAC Coil for Dayton Solenoid
WTSC240	240V Coil for Dayton Solenoid

## Boiler Drains



ITEM NO.	DESCRIPTION
WTPBD05	½" Boiler Drain
WTPBD07	¾" Boiler Drain

## Frost Free Spigots



ITEM NO.	DESCRIPTION
OG7113855	6" Frost Free Spigot
OG7113814	8" Frost Free Spigot (Sillcock)
OG7113822	10" Frost Free Spigot (Sillcock)

## Wash Tub



WTLTFS



WTFCH20

ITEM NO.	DESCRIPTION
WTLTWM	Laundry Tub w/ Wall Mount
WTLTFS	4" Faucet Set for Laundry Tub
WTFCH20	20" Faucet Connection Hose

## PVC Fittings

### PVC Glue



ITEM NO.	DESCRIPTION
PPG08	8 oz. PVC Glue
PPG16	16 oz. PVC Glue

### PVC Primer



ITEM NO.	DESCRIPTION
PPP08	8 oz. Clear Primer
PPP16	16 oz. Clear Primer

### Teflon Tape



ITEM NO.	DESCRIPTION
PTT	Teflon Tape
PTTS	Teflon Tape for SS Threads



## ABBREVIATIONS TABLE

**FGPT** = Female Garden Pipe Thread  
**FPT** = Female Pipe Thread

**MGPT** = Male Garden Pipe Thread  
**MPT** = Male Pipe Thread

**NPT** = National Pipe Thread  
**S** = Slip  
**T** = Threaded

## PVC Pipe

Schedule 40 PVC Pipe. Comes in 20' sections with 1 belled end.



ITEM NO.	DESCRIPTION
PP405	½" PVC Pipe
PP407	¾" PVC Pipe
PP41	1" PVC Pipe
PP4125	1¼" PVC Pipe
PP415	1½" PVC Pipe
PP42	2" PVC Pipe
PP43	3" PVC Pipe

## PVC Ball Valves



ITEM NO.	DESCRIPTION
WTBV05S	½" Ball Valve SxS
WTBV07S	¾" Ball Valve SxS
WTBV1S	1" Ball Valve SxS
WTBV12S	1¼" Ball Valve SxS
WTBV15S	1½" Ball Valve SxS
WTBV25	2" Ball Valve SxS

## PVC Couplers



ITEM NO.	DESCRIPTION
PPC05	½" PVC Coupler
PPC07	¾" PVC Coupler
PPC1	1" PVC Coupler
PPC125	1¼" PVC Coupler
PPC15	1½" PVC Coupler
PPC2	2" PVC Coupler

## PVC Tees



ITEM NO.	DESCRIPTION
PPT05	½" PVC Tee
PPT05ST	½" PVC Tee SxSxT
PPT07	¾" PVC Tee
PPT07ST	¾" PVC Tee SxSxT
PPT1	1" PVC Tee
PPT125	1¼" PVC Tee
PPT15	1½" PVC Tee
PPT2	2" PVC Tee

## PVC Elbows



PVC 90° ELBOW



PVC 45° ELBOW



PVC STREET ELBOW

ITEM NO.	DESCRIPTION
PPL0545	½" PVC Elbow 45° SxS
PPL05	½" PVC Elbow 90° SxS
PPL05ST	½" PVC Elbow 90° SxT
PPL0745	¾" PVC Elbow 45° SxS
PPL07	¾" PVC Elbow 90° SxS
PPL07ST	¾" PVC Elbow 90° SxT
PPL07STR	¾" PVC Street Elbow 90°
PPL1	1" PVC Elbow 90° SxS
PPL1ST	1" PVC Elbow 90° SxT
PPL10STR	1" PVC Street Elbow 90° SxS
PPL125	1¼" PVC Elbow 90° SxS
PPL15	1½" PVC Elbow 90° SxS
PPL2	2" PVC Elbow 90° SxS

## PVC Unions



ITEM NO.	DESCRIPTION
PPU05	½" PVC Union
PPU07	¾" PVC Union
PPU10	1" PVC Union
PPU15	1½" PVC Union

## PVC Crosses



ITEM NO.	DESCRIPTION
PPX05	½" PVC Cross
PPX07	¾" PVC Cross
PPX1	1" PVC Cross

Great place, check them out for all your poultry needs!



~Google Review~

**FGPT** = Female Garden Pipe Thread  
**FPT** = Female Pipe Thread

**MGPT** = Male Garden Pipe Thread  
**MPT** = Male Pipe Thread

**NPT** = National Pipe Thread  
**S** = Slip  
**T** = Threaded

## PVC Adapters



### Male Adapters

ITEM NO.	DESCRIPTION
PPMA05	½" PVC Male Adapter SxMPT
PPMA0705	¾" x ½" PVC Male Adapter SxMPT
PPMA07	¾" PVC Male Adapter SxMPT
PPMA1	1" PVC Male Adapter SxMPT
PPMA125	1¼" PVC Male Adapter SxMPT
PPMA15	1½" PVC Male Adapter SxMPT
PPFMA2	2" PVC Male Adapter SxMPT



### Female Adapters

ITEM NO.	DESCRIPTION
PPFA05	½" PVC Female Adapter SxFPT
PPFA07	¾" PVC Female Adapter SxFPT
PPFA1	1" PVC Female Adapter SxFPT
PPFA12	1¼" PVC Female Adapter SxFPT
PPFA15	1½" PVC Female Adapter SxFPT

## PVC Bushings



ITEM NO.	DESCRIPTION
PPB0502ST	½" x ¼" PVC Bushing SxT
PPB0702ST	¾" x ¼" PVC Bushing SxT
PPB0507ST	¾" x ½" PVC Bushing SxT
PPB0705	¾" x ½" PVC Bushing SxS
PPB0705TT	¾" x ½" PVC Bushing TXT
PPB105ST	1" x ½" PVC Bushing SXT
PPB107	1" x ¾" PVC Bushing SxS
PPB107ST	1" x ¾" PVC Bushing SxT
PPB107TT	1" x ¾" PVC Bushing TXT
PPB121	1¼" x 1" PVC Bushing SxS
PPB12X75SS	1¼" x ¾" PVC Bushing SxS
PPB1507	1½" x ¾" PVC Bushing SxS
PPF15X1BSS	1½" x 1" PVC Bushing SxS
PPB1512	1½" x 1¼" PVC Bushing SxS
PPB21	2" x 1" PVC Bushing SxS
PPB215	2" x 1½" PVC Bushing SxS

## PVC Plugs



ITEM NO.	DESCRIPTION
PPP05	½" PVC Plug MPT

## PVC Caps



ITEM NO.	DESCRIPTION
PPCP05	½" PVC Cap
PPCP07	¾" PVC Cap
PPCP1	1" PVC Cap
PPCP112	1½" PVC Cap
PPCP2	2" PVC Cap

## PVC Floor Drains



ITEM NO.	DESCRIPTION
PPDF66	6x6 PVC Floor Drain
PPDF99	9x9 PVC Floor Drain

## Plastic Close Nipples



ITEM NO.	DESCRIPTION
PPCN02	¼" Plastic Close Nipple
PPCN05	½" Plastic Close Nipple

## Nylon Fittings

### Nylon Tee



ITEM NO.	DESCRIPTION
WTT02I	¼" Nylon Insert Tee

### Nylon Splices



ITEM NO.	DESCRIPTION
WTSI02	¼" Nylon Insert Splice
WTSI02I019N	¼" x ¾" Nylon Insert Splice

### Nylon Inserts



NYLON INSERT X FGPT



NYLON INSERT X MPT

ITEM NO.	DESCRIPTION
PNAIN02GF00	¼" Nylon Insert x FGPT
PNAIN02TM05	¼" Nylon Insert x ½" MPT
PNAIN03GF00	¾" Nylon Insert x FGPT
PNAIN03TM05	¾" Nylon Insert x ½" MPT
PNAIN05GF00	½" Nylon Insert x FGPT
PNAIN05TM05	½" Nylon Insert x ½" MPT
PNAIN06GF00	⅝" Nylon Insert x FGPT
PNAIN06TM05	⅝" Nylon Insert x ½" MPT
PNAIN06TM07	⅝" Nylon Insert x ¾" MPT
PNAIN07TM05	¾" Nylon Insert x ½" MPT
PNAIN07TM07	¾" Nylon Insert x ¾" MPT

### Nylon Adapters



ITEM NO.	DESCRIPTION
PNAGF00TM05	½" MPT x Nylon FGPT
PNAGM00TM05	½" MPT x Nylon MGPT
PNAGM00TF07	¾" FPT x Nylon MGPT
PNAGM00TM07	¾" MPT x Nylon MGPT

### Nylon Bushings



ITEM NO.	DESCRIPTION
PNB0501TT	½" x ⅝" Threaded Nylon Bushing
PNB0503	½" x ¾" Threaded Nylon Bushing

## Brass & Stainless Steel Fittings

### Brass Ball Valve



ITEM NO.	DESCRIPTION
WTBV05B	½" Brass Ball Valve

### Brass Inserts



Female



Male

ITEM NO.	DESCRIPTION
PBAIN03GM00	¾" Brass Insert x MGPT
PBAIN03GF00	¾" Brass Insert x FGPT
PBAIN05GM00	½" Brass Insert x MGPT
PBAIN05GF00	½" Brass Insert x FGPT
PBAIN06GF00	⅝" Brass Insert x FGPT
PBAIN06TM05	⅝" Brass Insert x ½" MPT
PBAIN06TM07	⅝" Brass Insert x ¾" MPT
PBAIN07GF00	¾" Brass Insert x FGPT




**FGPT** = Female Garden Pipe Thread  
**FPT** = Female Pipe Thread

**MGPT** = Male Garden Pipe Thread  
**MPT** = Male Pipe Thread

**NPT** = National Pipe Thread  
**S** = Slip  
**T** = Threaded

### Pex Pipe & Fittings



Ball Valve



Coupler



Female Adapter



Male Adapter



Elbow



Tee



Crimp Ring



Pipe

ITEM NO.	DESCRIPTION
PXBV12	½" Pex Ball Valve
PXC12	½" Pex Coupler
PXFA1212	½" Pex x Female NPT Adapter
PXFA1234	½" Pex x ¾" Female NPT Adapter
PXMA1212	½" Pex x Male NPT Adapter
PXMA1234	½" Pex x ¾" Male NPT Adapter
PXL12	½" Pex Elbow
PXT12	½" Pex T
PXCR12	½" Pex Crimp Ring
PXCR34	¾" Pex Crimp Ring
PXP12	½" Pex Pipe (Sold per foot)

### Stainless Steel Inserts



ITEM NO.	DESCRIPTION
PSAIN02TF05	¼" SS Insert x ½" FPT
PSAIN02TM05	¼" SS Insert x ½" MPT
PSAIN03TM05	⅜" SS Insert x ½" MPT
PSAIN05GF00	½" SS Insert x FGPT
PSAIN62GF00	⅝" SS Insert x FGPT
PSAIN10IN10	1" SS Insert x 1" Insert Adapter
PSAIN10TF10	1" SS Insert x 1" FPT
PSAIN10TM10	1" SS Insert x 1" MPT
PSAIN12TF12	1½" SS Insert x 1½" FPT

### Hose Clamps



ITEM NO.	DESCRIPTION
WTC02G	¼" Hose Clamp
WTHC06S	⅝" SS Hose Clamp
WTHC08S	⅞" SS Hose Clamp
WTHC12S	1¼" SS Hose Clamp
WTHC15	1½" SS Hose Clamp
WTHC2S	2" SS Hose Clamp
WTHC3S	3" SS Hose Clamp
WTHC4	4½" SS Hose Clamp

## Black Iron Fittings

### Pipe

All black iron pipe is threaded & coupled. Pricing is per foot.



ITEM NO.	DESCRIPTION
PB05T	½" Black Pipe
PB07T	¾" Black Pipe
PB10T	1" Black Pipe
PB12T	1¼" Black Pipe
PB15T	1½" Black Pipe

### Tees



ITEM NO.	DESCRIPTION
PBT05	½" Black Tee
PBT07	¾" Black Tee
PBT10	1" Black Tee
PBT12	1¼" Black Tee
PBT15	1½" Black Tee
PBT2	2" Black Tee

### Elbows



ITEM NO.	DESCRIPTION
PBL05	½" Black Elbow
PBL07	¾" Black Elbow
PBL10	1" Black Elbow
PBL12	1¼" Black Elbow
PBL15	1½" Black Elbow

### Couplers



ITEM NO.	DESCRIPTION
PBC05	½" Black Coupler
PBC07	¾" Black Coupler
PBC10	1" Black Coupler
PBC125	1¼" Black Coupler
PBC15	1½" Black Coupler

### Reducer Tees



ITEM NO.	DESCRIPTION
PBRT343412	¾" x ¾" x ½" Black Reducer Tee
PBRT1112	1" x 1" x ½" Black Reducer Tee
PBRT101007	1" x 1" x ¾" Black Reducer Tee
PBRT11411412	1¼" x 1¼" x ½" Black Reducer Tee
PBRT11411434	1¼" x 1¼" x ¾" Black Reducer Tee
PBRT11411410	1¼" x 1¼" x 1" Black Reducer Tee
PBRT11211212	1½" x 1½" x ½" Black Reducer Tee

### Reducer Couplers



ITEM NO.	DESCRIPTION
PBRC0705	¾" x ½" Black Reducer Coupler
PBRC105	1" x ½" Black Reducer Coupler
PBRC107	1" x ¾" Black Reducer Coupler
PBRC1205	1¼" x ½" Black Reducer Coupler
PBRC1207	1¼" x ¾" Black Reducer Coupler
PBRC121	1¼" x 1" Black Reducer Coupler
PBRC11210	1½" x 1" Black Reducer Coupler
PBRC112114	1½" x 1¼" Black Reducer Coupler

### Unions



ITEM NO.	DESCRIPTION
PBU05	½" Black Union
PBU07	¾" Black Union
PBU1	1" Black Union
PBU125	1¼" Black Union
PBU15	1½" Black Union

**24/7 Parts Ordering Available!**

Visit us online at [www.zeisetequip.com](http://www.zeisetequip.com) to order parts whenever it works for you! You can also get up-to-the-minute pricing on most of the items listed in this catalog!

**FGPT** = Female Garden Pipe Thread  
**FPT** = Female Pipe Thread

**MGPT** = Male Garden Pipe Thread  
**MPT** = Male Pipe Thread

**NPT** = National Pipe Thread  
**S** = Slip  
**T** = Threaded

## Bushings



ITEM NO.	DESCRIPTION
PBB0503	½" x ¾" Black Bushing
PBB0705	¾" x 1" Black Bushing
PBB105	1" x 1½" Black Bushing
PBB107	1" x ¾" Black Bushing
PBB1205	1¼" x ½" Black Bushing
PBB1275	1¼" x ¾" Black Bushing
PBB121	1¼" x 1" Black Bushing
PBB1505	1½" x ½" Black Bushing
PBB151	1½" x 1" Black Bushing
PBB1512	1½" x 1 ¼" Black Bushing

## Plugs



ITEM NO.	DESCRIPTION
PBP05	½" Black Plug
PBP07	¾" Black Plug
PBP1	1" Black Plug
PBP12	1¼" Black Plug

## Nipples



ITEM NO.	DESCRIPTION
PBN052	½" x 2" Black Nipple
PBN053	½" x 3" Black Nipple
PBN054	½" x 4" Black Nipple
PBN055	½" x 5" Black Nipple
PBN056	½" x 6" Black Nipple
PBN072	¾" x 2 Black Nipple
PBN073	¾" x 3" Black Nipple
PBN074	¾" x 4" Black Nipple
PBN075	¾" x 5" Black Nipple
PBN076	¾" x 6" Black Nipple
PBN1X3	1" x 3" Black Nipple
PBN1X4	1" x 4" Black Nipple
PBN5	1" x 5" Black Nipple
PBN16	1" x 6" Black Nipple
PBN12X4	1¼" x 4" Black Nipple
PBN15X3	1½" x 3" Black Nipple
PBN15X4	1½" x 4 Black Nipple
PBN155	1½" x 5" Black Nipple

## Close Nipples



ITEM NO.	DESCRIPTION
PBN05C	½" Close Black Nipple
PBN38C	¾" Close Black Nipple
PBN07C	¾" Close Black Nipple
PBN1C	1" Close Black Nipple
PBN12C	1¼" Close Black Nipple
PBN15C	1½" Close Black Nipple

## Caps



ITEM NO.	DESCRIPTION
PBCAP05	½" Black Cap
PBCAP07	¾" Black Cap

Honest team, excellent customer service, and quality workmanship! I look forward to working with them in the future and would highly recommend them for any poultry or swine housing needs. 👍



~Google Review~



## Gas Line & Fittings

### LP Gas Regulators



HTGRP12



HTGRT12400B



HTGRS12935B



HTGRSB34935B



HTGS2MILBTU



HTGPRPT

ITEM NO.	DESCRIPTION	INLET CONNECTION	OUTLET CONNECTION	ADJUSTMENT RANGE	VAPOR CAPACITY
HTGRP12	First Stage LP Regulator	F. POL	½" F. NPT	5-10 PSI	2,500,000 BTU/hr
HTGRT12400B	Twin Stage LP Regulator	F. POL	½" F. NPT	9"-13" W.C.	450,000 BTU/hr
HTGRS12935B	Second Stage LP Regulator (935K BTU)	½" F. NPT	½" F. NPT	9"-13" W.C.	935,000 BTU/hr
HTGRSB34935B	Second Stage LP Regulator (935K BTU/Backmount)	¾" F. NPT	¾" F. NPT	9"-13" W.C.	935,000 BTU/hr
HTGS2MILBTU	Second Stage LP Regulator (2.3M BTU)	¾" F. NPT	1" F. NPT	9"-13" W.C.	2,300,000 BTU/hr
HTGPRPT	Copper Pig Tail for LP Regulator (Length: 20", Connections: M. FPOL x M. FPOL)	----	----	----	----

### Gas Fittings



Ball Valve



Brass Inserts



Adapter



Coupler



Elbow



Tee



Nut

ITEM NO.	DESCRIPTION
HTGV12B	Brass ½" LP Ball Valve
PBAIN03TM03	Brass ⅜" Insert x ⅜" MPT
PBAIN03TF05	Brass ⅜" Insert x ½" FPT
PBAIN03TM05	Brass ⅜" Insert x ½" MPT
PBAIN05TF05	Brass ½" Insert x ½" FPT
PBAIN05TM05	Brass ½" Insert x ½" MPT

ITEM NO.	DESCRIPTION
PBRA05F	Brass ½" Flare x ½" MPT Adapter
PBRA05F07M	Brass ½" Flare x ¾" MPT Adapter
PBRFC05	Brass ½" Flare Coupler
PBREF05	Brass ½" Flare Elbow
PBRT05	Brass ½" Flare Tee
PBRFN05	Brass ½" Flare Nut

# HEATING

## Gas Line & Fittings

### Gas Hose



HTGH12



HTGH03R

ITEM NO.	DESCRIPTION
HTGH03R	3/8" Red LP Gas Hose
HTGH12	1/2" Black LP Gas Hose

### Copper Tubing

- Yellow polyethylene coating protects against corrosion
- Suitable for underground application



ITEM NO.	DESCRIPTION
PC05C	1/2" Copper Tubing per ft. (Coated)

### Teflon

- 8 fl. oz.
- Brushtop bottle
- Soft, slow drying; never seizes
- Allows for easy disassembly



ITEM NO.	DESCRIPTION
PTP16	Pipe Thread Compound

## Space Heaters

### L.B. White Space Heaters

#### Hot Surface Ignition Guardian Heaters

#### FEATURES

- High temperature protection
- Totally enclosed motor
- Air proving switch
- High quality, corrosion resistant
- Sediment trap included



#### HTLG100HSI FEATURES

- 50,000 - 100,000 BTU/hr
- Cabinet Material: White tri-shield coating

ITEM NO.	DESCRIPTION
HTLG100HSI	L.B. White Guardian 100 HSI Heater



#### HTLG250HSI FEATURES

- 160,000 - 250,000 BTU/hr
- Cabinet Material: Galvanized

ITEM NO.	DESCRIPTION
HTLG250HSI	L.B. White Guardian 250 HSI Heater

## L.B. White Space Heater Parts



### Blower Wheels



ITEM NO.	DESCRIPTION
HTLGBW100	Blower Wheel for Guardian 100
HTLGBW250	Blower Wheel for Guardian 250

### Blower Motors



ITEM NO.	DESCRIPTION
HTLGMB100	Blower Motor for Guardian 100
HTLGMB250	Blower Motor for Guardian 250

### Motor Mounting Plates



HTLGMM100



HTLGMM250

ITEM NO.	DESCRIPTION
HTLGMM100	Motor Mount for Guardian 100
HTLGMM250	Motor Mount for Guardian 250

### Control Modules

For Guardian HSI  
60/100/250



ITEM NO.	DESCRIPTION
HTLGCM250100	Control Module

### Gas Valve

For Guardian  
60/100/250



ITEM NO.	DESCRIPTION
HTLGGV250	LP Gas Control Valve

### Flame Sensors



ITEM NO.	DESCRIPTION
HTLGFS100	Flame Sensor for Guardian 60/100
HTLGFS250	Flame Sensor for Guardian 250

### Air Proving Switches



ITEM NO.	DESCRIPTION
HTLGAPS100	Air Proving Switch for Guardian 100
HTLGAPS250	Air Proving Switch for Guardian 250

### Transformer

- For Guardian 60/100/250
- Input: 120 volt
- Output: 24 volt



ITEM NO.	DESCRIPTION
HTTLBWT120/24	Heater Transformer

### High Limit Switches



ITEM NO.	DESCRIPTION
HTLGHL100	High Limit Switch for Guardian 60/100
HTLGHL250	High Limit Switch for Guardian 250

### Igniters



HTLGI250100

- For heaters manufactured before 10/15/16
- For Guardian 100/250



HTLGI250100N

- For heaters manufactured after 10/15/16
- For Guardian 100/250

ITEM NO.	DESCRIPTION
HTLGI250100	Old Style Igniter
HTLGI250100N	New Style Igniter

### Outdoor Mounting Kits

#### FEATURES

- 2- Wall Brackets
- Duct Assembly
- Duct Flange
- Outdoor Heater Canopy
- Mounting Hardware

ITEM NO.	DESCRIPTION
HTLGOMK250	Outdoor Mounting Kit for 250 Guardian

### Y-Ducts



ITEM NO.	DESCRIPTION
HTYD80	Y-Duct for Guardian 100
HTYD225	Y-Duct for Guardian 250



### PuraFire Space Heater Parts

#### Blower Wheels



ITEM NO.	DESCRIPTION
HTPBW225	Blower Wheel for 225,000 BTU

#### Blower Motors



ITEM NO.	DESCRIPTION
HTPM80	Motor for 80,000 BTU
HTPM225	Motor for 225,000 BTU

#### Blower Motor Assembly



ITEM NO.	DESCRIPTION
HTPBMTA225	Motor & Blower Assembly for 225,000 BTU

#### Motor Mounting Plates



ITEM NO.	DESCRIPTION
HTPMMP80	Motor Mount for 80,000 BTU
HTPMMP225	Motor Mount for 225,000 BTU

#### Control Module



ITEM NO.	DESCRIPTION
HTPMC	Control Module

#### Gas Valve



ITEM NO.	DESCRIPTION
HTPGCV	LP Gas Control Valve

#### Flame Sensor



ITEM NO.	DESCRIPTION
HTPFS	Flame Sensor

#### Air Proving Switch



ITEM NO.	DESCRIPTION
HTPAPS	Air Proving Switch

#### High Limit Switch



ITEM NO.	DESCRIPTION
HTPHL350	High Limit Switch

#### Igniter



ITEM NO.	DESCRIPTION
HTPI	HSI Igniter

#### Transformer

- Input: 120 volt
- Output: 24 volt
- Wire leads



ITEM NO.	DESCRIPTION
HTT12024	Heater Transformer

#### Capacitors



ITEM NO.	DESCRIPTION
HTPC5	5 MFD Capacitor for 80,000 BTU
HTPC	7.5 MFD Capacitor for 225,000 BTU

## Hired Hand Space Heater Parts

### Blower Wheels



ITEM NO.	DESCRIPTION
HTHBW80	Blower Wheel for 75,000 BTU
HTHBW225	Blower Wheel for 225,000 BTU

### Blower Motor



ITEM NO.	DESCRIPTION
HTBHM80	Motor for 80,000 BTU

### Blower Motor Assembly




ITEM NO.	DESCRIPTION
HTH225MBA	Motor & Blower Assembly for 225,000 BTU

### Motor Mounting Plate



ITEM NO.	DESCRIPTION
HTLGMM250	Motor Mount for 225,000 BTU

### Control Module



ITEM NO.	DESCRIPTION
HTLGCM250100	Control Module

### Gas Valve



ITEM NO.	DESCRIPTION
HTLGGV250	LP Gas Valve

### Flame Sensors



ITEM NO.	DESCRIPTION
HTHFS	2.2" Flame Sensor
HTHFS4	4" Flame Sensor

### Air Proving Switch



ITEM NO.	DESCRIPTION
HTHAPS	Air Proving Switch

### High Limit Switch



ITEM NO.	DESCRIPTION
HTLGHL250	High Limit Switch for 225,000 BTU

### Igniter



ITEM NO.	DESCRIPTION
HTHI	Igniter for 225,000 BTU

### Transformer

- Input: 120 volt
- Output: 24 volt
- Wire leads



ITEM NO.	DESCRIPTION
HTT12024	Heater Transformer

## Tube Heaters

### L.B. White Tube Heaters

**L.B. White's Sentinel maximizes the radiant heat energy to where it is needed most: to the birds, with minimal waste to convection.**

The Sentinel shares the same quality design standards that have earned L.B. White its reputation as the leader in poultry forced air heating and radiant heating. The Sentinel provides the rugged durability to stand up to years of safe, reliable use in harsh confinement environments. And all Sentinels meet or exceed ANSI and CSA standards for safety.



#### FEATURES

- Hinged burner box lid for easy service access
- Spark ignition for better reliability and longer life than HSI
- Large diagnostic and stage lights on bottom of unit create visibility from entire house
- Pressurized burner technology delivers more even heat over the length of the heater

ITEM NO.	DESCRIPTION
HTLTH08020	20' Oval 80 Tube Heater/ 80,000 BTU
HTLTH10030-1P	30' Tube Heater/ 100,000 BTU
HTLTH100/6530-2P	30' Tube Heater/ 65,000/100,000 BTU- 2 ST
HTLTH12540-1P	40' Tube Heater/ 125,000 BTU
HTLTH125/7540-2P	40' Tube Heater/ 75,000/125,000 BTU- 2 ST
HTLTH15050-1P	50' Tube Heater/ 150,000 BTU
HTLTH150/9050-2P	50' Tube Heater/ 90,000/150,000 BTU- 2 ST

### L.B. White Tube Heater Parts



#### Blower Wheel

For Sentinel & Oval 80



ITEM NO.	DESCRIPTION
HTTLBWBW	Blower Wheel

#### Blower Housing

For Sentinel & Oval 80



ITEM NO.	DESCRIPTION
HTTLBWFH	Blower Housing

#### Blower Motor


For Sentinel & Oval 80



ITEM NO.	DESCRIPTION
HTTLBWBW	Blower Motor

#### Control Module

For Sentinel & Oval 80



ITEM NO.	DESCRIPTION
HTTLBWCM	Control Module

#### Gas Valves

##### HTLGGV250

- For 6/24/18 and before
- For Sentinel & Oval 80

##### HTTLBWGVN

- For 6/25/18 and after
- For Sentinel & Oval 80



HTTLBWGVN


ITEM NO.	DESCRIPTION
HTLGGV250	Gas Valve
HTTLBWGVN	Gas Valve for v.2
HTTLBWGV2S	Gas Valve for 2 Stage Sentinel





### Air Proving Switch

For Sentinel & Oval 80



ITEM NO.	DESCRIPTION
HTTLBWAPS	Air Proving Switch (old)
HTTLBWAPSN	Air Proving Switch (new)

### Igniters



ITEM NO.	DESCRIPTION
HTTLBWI	Igniter for Sentinel & Oval 80
HTTLBOI	Igniter for Oval 80 (old) (Before December 2017)

### Ignition Cable

- For Sentinel & Oval 80
- 18" length

ITEM NO.	DESCRIPTION
HTTLBWIW	Ignition Cable

### Transformer

- For Sentinel & Oval 80
- Input: 120 volt
- Output: 24 volt



ITEM NO.	DESCRIPTION
HTTLBWT120/24	Heater Transformer

### Vent Caps

ITEM NO.	DESCRIPTION
HTTLBEVS	End Vent Cap for Sentinel
HTTLBOEV	End Vent Cap for Oval 80

## Tube Heaters

## HEATING

### Indicator Lights



ITEM NO.	DESCRIPTION
HTTLBILR	Red Indicator Light
HTTLBILY	Yellow Indicator Light
HTTLBILG	Green Indicator Light

### Tube Clamps



ITEM NO.	DESCRIPTION
HTTCLBW	4" Tube Clamp for Sentinel
HTTCLBW80	3" Tube Clamp for Oval 80

### Tube

- For Sentinel
- First tube from burner



ITEM NO.	DESCRIPTION
HTTLBTA	4" x 10' Aluminized Tube with Clamp

### Turbulator Strip



ITEM NO.	DESCRIPTION
HTTLBTB	Turbulator Strip


### Air Intake Supplies



HTTHAIB


ITEM NO.	DESCRIPTION
HTTHAIB	Air Intake Hose Mounting Bracket
HTTHAIH4	4" Flexible Air Intake Hose
HTTHAIWS	Wire Strainer for Air Intake

### Hanger Brackets



ITEM NO.	DESCRIPTION
HTTLBHB	Hanger Bracket for Sentinel
HTTLBHB803	Hanger Bracket for Oval 80/ 3" Tube
HTTLBHB800	Hanger Bracket for Oval 80/ Oval Tube
HTTLBHBSS	Shield Support Hanger for Sentinel & Oval 80

### Reflector Shield



HTTLBSEC

ITEM NO.	DESCRIPTION
HTTLBS	10' Aluminum Reflector Shield for Sentinel & Oval 80
HTTLBSEC	Aluminum End Cap for Reflector Shield for Sentinel

## Val-Co Tube Heaters

**Multiple Sizes and Configurations Available**  
Call to Order!



ITEM NO.	DESCRIPTION
HTVTHE10030	30' Tube Heater/ 100,000 BTU
HTVTHE12540	40' Tube Heater/ 125,000 BTU

## Val-Co Tube Heater Parts

### Blower Motor Assembly

ITEM NO.	DESCRIPTION
HTVMBA	Blower Motor Assembly (VST & VES)



### Gas Valves & Modules

ITEM NO.	DESCRIPTION
HTTVGV	Gas Valve - VST
HTTVGV	Gas Valve - VES
HTTVCM	Control Module - VES



### Air Proving Switches

ITEM NO.	DESCRIPTION
HTTVAPS100	Air Proving Switch for 100,000 BTU
HTTVAPS125	Air Proving Switch for 125,000 BTU (VST & VES)



### Igniter

ITEM NO.	DESCRIPTION
HTTVI	Igniter - VST
HTTVVI	Igniter - VES



### Flame Sensor

ITEM NO.	DESCRIPTION
HTTVFS	Flame Sensor (VST & VES)



## Space Ray Tube Heaters

**SPACE-RAY**  
**Multiple Sizes and Configurations Available**  
Call to Order!



ITEM NO.	DESCRIPTION
HTSRTH30125P	30' Tube Heater/ 125,000 BTU
HTSRTH40125P	40' Tube Heater/ 125,000 BTU

### Big Foot U-Tube Heater



- 19° optimized reflector angle reduces convective wash
- Better radiant throw for even temperature distribution
- Low clearances to combustibles above
- Allows birds warm access to food & water
- Unique u-bend reflector improves heat throw from end of tube
- Rectangular pattern conforms to shape of poultry house
- 4" diameter tubes create a large radiant surface to emit more heat over a wide area
- Each unit comes with fresh air intake kit, exhaust hood, stainless steel flexible gas connector and a pre-wired electrical connection
- Each unit is pre-assembled for easy installation
- Includes TISS™ (tube integrity safety system) - space-ray's patented, innovative safety system. In the unlikely event of a tube failure, TISS has been designed to automatically shut off the heater, providing greater safety and peace of mind.

ITEM NO.	DESCRIPTION
HTSRTBF2080	Big Foot 80K U-Tube Heater

## Space Ray Tube Heater Parts

**SPACE-RAY**

### Blower Motor

For CTA/CTS Pull Style

ITEM NO.	DESCRIPTION
HTSRPBM	Blower Motor



### Blower Wheel

For CTA/CTS Pull Style

ITEM NO.	DESCRIPTION
HTSRPBW	Blower Wheel



### Blower Housing

For CTA/CTS Pull Style

ITEM NO.	DESCRIPTION
HTSRPBH	Blower Housing



## Motor Mount For CTA/CTS Pull Style



ITEM NO.	DESCRIPTION
HTTSRPMM	Motor Mount


## Control Module

HTTSRCM



ITEM NO.	DESCRIPTION
HTTSRPCMR	Control Module Retrofit Kit (For CTA/CTS Pull Style)
HTTSRCM	Control Module (For Fusion, Big Foot, & PCA/PCS Style)

## Gas Valves



HTTSRPGV

ITEM NO.	DESCRIPTION
HTTSRPGV	Gas Valve (For CTA/CTS Pull Style)
HTTSRGVRK1S	Gas Valve (For Fusion, Big Foot, PCA/PCS Style) (For Single Stage)

## Air Proving Switches



ITEM NO.	DESCRIPTION
HTTSRPAPS	Air Proving Switch (For CTA/CTS Pull Style)
HTTSRBFAPS	Air Proving Switch (For Big Foot and Fusion Style)
HTTSRAPS	Air Proving Switch (For PCA/PCS Style) (125K BTU & 150K BTU)

## Igniters



ITEM NO.	DESCRIPTION
HTTSRPI	Igniter (For CTA/CTS Pull Style)
HTTSRI	Igniter (Fusion, Big Foot, PCA/PCS Style)

## Ignition Cable



ITEM NO.	DESCRIPTION
HTTSRIC	Ignition Cable (For Fusion, Big Foot, PCA/PCS Style)
HTTSRPIC	Ignition Cable (For CTA/CTS Pull Style)

## Flame Sensor



For Fusion, Big Foot,  
PCA/PCS Style



ITEM NO.	DESCRIPTION
HTTSRFS	Flame Sensor

## Thermal Safety Wire



For Fusion, Big Foot,  
PCA/PCS Style



ITEM NO.	DESCRIPTION
HTTSRTSW	TISS Assembly

## EZ Radiant Tube Heater Parts

### Blower Motor Assembly



Easy Radiant "Works"



ITEM NO.	DESCRIPTION
HTEZBMBA	Blower Motor Assembly

### Control Board



ITEM NO.	DESCRIPTION
HTTCZ2SCB	Control Board for 2 Stage

### Gas Valves



HTTVGV



HTTCZ2SGV

ITEM NO.	DESCRIPTION
HTTVGV	Gas Valve for Single Stage
HTTCZ2SGV	Gas Valve for 2 Stage

### Wiring Harness

ITEM NO.	DESCRIPTION
HTEZWHS	Wiring Harness f/ Smart Valve



## Air Proving Switch



ITEM NO.	DESCRIPTION
HTEZBAPS	Air Proving Switch

## Igniter



ITEM NO.	DESCRIPTION
HTEZI	Igniter

## Transformer



ITEM NO.	DESCRIPTION
HTEZBT	Transformer

## Flame Sensor



ITEM NO.	DESCRIPTION
HTEZBFS	Flame Sensor


## Orifices



ITEM NO.	DESCRIPTION
HTERB0100	100 BTU Burner Orifice
HTERB0125	125 BTU Burner Orifice


## Re-Verber-Ray Tube Heater Parts

### Blower Motor Assembly



ITEM NO.	DESCRIPTION
HTTRBMA	Blower Motor Assembly


### Control Modules



HTTRVRCM2

ITEM NO.	DESCRIPTION
HTTRVRCM1	Control Module for Single Stage
HTTRVRCM20	Control Module for 2 Stage (Prior to 2008)
HTTRVRCM2	Control Module for 2 Stage (2008 to Present)

### Gas Valves



HTTRGV2

ITEM NO.	DESCRIPTION
HTTRGV	Gas Valve for Single Stage
HTTRGV2	Gas Valve for 2 Stage

## Air Proving Switch



ITEM NO.	DESCRIPTION
HTTRAP	Air Proving Switch

## Igniter



ITEM NO.	DESCRIPTION
HTTRI	Igniter

## Flame Sensor



ITEM NO.	DESCRIPTION
HTTRFS	Flame Sensor

## Tube Heater Maintenance Tips

### BEFORE EACH USE

- Check to ensure the surrounding area is free of debris and combustible materials.
- Inspect regulators to ensure the vents are not blocked. Insects, snow, ice, and other debris can cause excess pressure at the regulator.
- Check hoses and tubes for cracks, cuts, or Make sure reflector supports are properly placed and secure.
- Check the heater itself for damaged components, bolts or screws, or nicked or cut electrical leads, etc.


# Brooders

## Space Ray Brooders



### FEATURES

- Heating capacity of 30,000 BTU/hr
- Main burner head made of solid brass for added strength
- Maintenance friendly stainless steel "Wind-Buster" pilot system for flame stability and dependable ignition
- Stainless steel main burner gas line for strength and durability
- Easy leveling low profile mounting bracket
- Meets or exceeds the combustion levels required in CSA standard
- 46" Aluminum canopy as a standard for superior reflectivity



### Single Jet Brooder

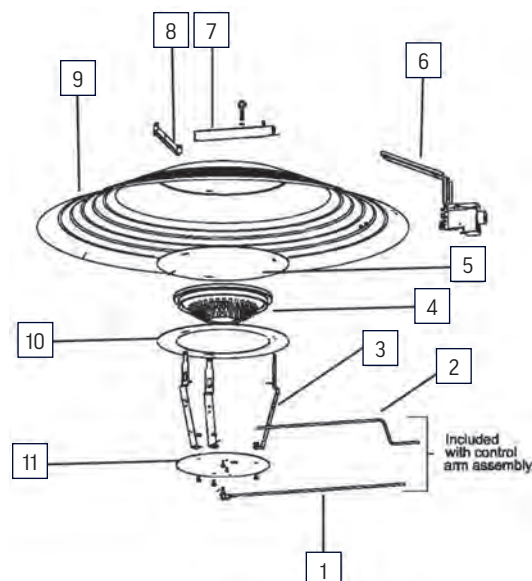
- No electric required
- S.I.T. modulating control
- 46" Aluminum canopy
- Call for multiple control options

ITEM NO.	DESCRIPTION
HTBSR30M4A	Single Jet 30,000 BTU Brooder/ Pilot Ignition

## Single Jet 30,000 BTU Brooder Parts

### Single Jet 30,000 BTU Brooder Breakdown

ITEM NO.	DESCRIPTION	NO. IN DIAGRAM
HTBSR30BTM	Burner Tube	1
HTBSR30BTP	Pilot Tube	2
HTBSR30SB	Support Brace	3
HTBSR30C	Ceramic	4
HTBSR30CHS	Heat Shield for Ceramic	5
HTBSR30GVMB	Gas Valve Mounting Bracket	6
HTBSR30HC	Center Shield Hanger	7
HTBSR30HE	End Shield Hanger	8
HTBSRRC46	46" Aluminum Reflector Canopy	9
HTBSR30CHR	Ceramic Holder Ring	10
HTBSR30BPB	Burner Pan	11



### Parts Not Listed on Parts Breakdown



HTBCSSC



HTBSRMVPTA



HTBSR30BFC



HTBSROP



HTBSR300B



HTBSR300EA



HTBSR30PHSA



HTBSR30PW

ITEM NO.	DESCRIPTION
HTBSR30MGVA	Gas Valve Arm Assembly with S.I.T. Control
HTBCSSC	Gas Valve with S.I.T. Control
HTBSRMVPTA	Valve to Pilot Tube Adapter
HTBSR30BFC	Brass Burner Flame Chamber
HTBSROP	Pilot Orifice

ITEM NO.	DESCRIPTION
HTBSR300B	Burner Orifice
HTBSR300EA	Elbow for Orifice
HTBSR30PHSA	Pilot Housing Sub-Assembly
HTBSR30PW	Pilot Windshield
HTBSR30HK	Hardware Pack

## Radiant Brooders

### FEATURES

- 40,000 BTU model provides fuel efficient, radiant gas heat for a variety of poultry applications
- Built with heavy-duty corrosion resistant materials to resist corrosion from humidity and ammonia
- DSI models have an integral dual fuel regulator to easily convert between gas types with just an orifice to change
- Stainless steel, easy-to-clean burner


### HTBSR40GS - PILOT IGNITION

- No electricity required
- S.I.T. modulating control
- 35" Aluminum canopy

### HTBSR40AD - DSI

- DSI control
- Requires 24 volt power supply
- 35" Aluminum canopy

*Call for multiple control options.*



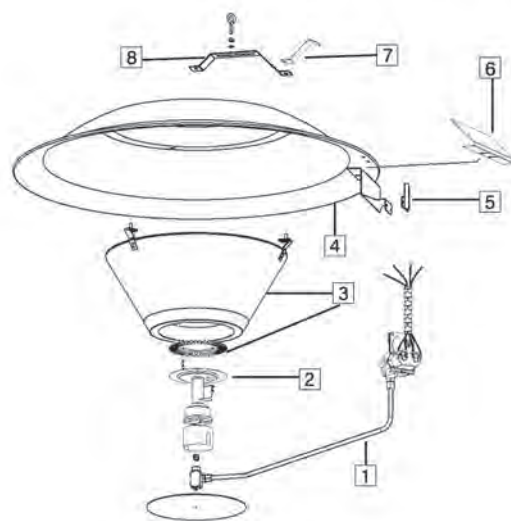
ITEM NO.	DESCRIPTION
HTBSR40GS	Radiant 40,000 BTU Brooder/ Pilot Ignition
HTBSR40AD	Radiant 40,000 BTU Brooder/ DSI
HTBSR42ADL	Radiant 42,000 BTU Brooder/ DSI LoPro

## 40,000 BTU Radiant Brooder Parts

### 40,000 BTU Radiant Brooder Parts Breakdown

All parts are for both pilot ignition/DSI except part 8 as noted below


ITEM NO.	DESCRIPTION	NO. IN DIAGRAM
HTBSR40BT	Burner Tube	1
HTBSR40BB	Burner Base Assembly	2
HTBSR40EC	Emitter Cone with Stainless Steel Cap	3
HTBSRRC35	35" Aluminum Reflector Canopy	4
HTBSR40MSB	Manifold Support Bracket	5
HTBSR40LH	Label Holder Plate	6
HTBSR40DSCBB	Mounting Brace for Control Box (For DSI only)	7
HTBSR40HB	Hanging Bracket	8



### Parts Not Listed on Parts Breakdown



HTBCSSC



HTBSR40DSGV



HTBSRMVPTA



HTBSR40MPT



HTBSR40MPHSA



HTBSR40MPW



HTBSRPH

ITEM NO.	DESCRIPTION	PILOT / DSI
HTBSR40MGVA	Gas Valve Arm Assembly with S.I.T. Control	Pilot
HTBSR40DSGVA	Gas Valve Arm Assembly with DSI Control	DSI
HTBCSSC	Gas Valve with S.I.T. Control	Pilot
HTBSR40DSGV	Gas Valve for DSI Brooder	DSI

ITEM NO.	DESCRIPTION	PILOT / DSI
HTBSRMVPTA	Valve to Pilot Tube Adaptor	Pilot
HTBSR40MPT	Pilot Tube	Pilot
HTBSR40MPHSA	Pilot Housing Sub-Assembly	Pilot
HTBSR40MPW	Pilot Windshield	Pilot
HTBSRPH	Pilot Housing	Pilot



## 40,000 BTU Radiant Brooder Parts

Parts Not Listed on Parts Breakdown (Continued)



HTBSROP



HTBSR400B



HTBSR400EA



HTBSR40DSI



HTBSR40DSIH



HTBSR40DSCB



HTBSR40DSCBMB

ITEM NO.	DESCRIPTION	PILOT / DSI
HTBSROP	Pilot Orifice	Pilot
HTBSR400B	Burner Orifice	Pilot/DSI
HTBSR400EA	Elbow for Burner Orifice	Pilot/DSI
HTBSR40DSI	Igniter	DSI
HTBSR40DSIH	Igniter Holder Bracket	DSI

ITEM NO.	DESCRIPTION	PILOT / DSI
HTBSRDSIC	Ignition Cable	DSI
HTBSR40DSCB	Control Box	DSI
HTBSR40DSCM	Control Module	DSI
HTBSR40DSCBMB	Mounting Bracket for Control Box	DSI
HTBSR40HK	Hardware Pack	Pilot / DSI

## Brooder Parts

### HTT12024

- Input: 120 volt
- Output: 24 volt
- Wire leads



### HTBZCT

- Input: 120 volt
- Output: 12/24 volt



HTBZCV



HTBPSPH



HTBPSSJ



HTBPSSVJ



HTTC30



Gauging Bit



HTVB30CR



HTVDSICM



PCCS02



PCCN02



HTVDSIGV



HTVDSII



HTVDSIIC

ITEM NO.	DESCRIPTION
HTT12024	Heater Transformer
HTBZCT	Brooder Zone Control Transformer
HTBZCV	Brooder Zone Control Valve
HTTC30	30" Thermo-Coupler
PCCN02	1/4" Compression Nut
PCCS02	1/4" Compression Sleeve
HTBOGB#54	#54 Gauging Bit (For burner orifice)
HTBOGB#80	#80 Gauging Bit (For pilot orifice)
HTBPSPH	Horizontal Pilot Shield

ITEM NO.	DESCRIPTION
HTBPSSJ	Pilot Shield (For Single Jet)
HTBPSSVJ	Pilot Shield (For Venturi Jet)
HTVB30CR	Ceramic
HTVDSICM	Control Module for DSI Brooder
HTVDSIGV	Gas Valve for DSI Brooder
HTVDSII	Ignitor for DSI Brooder
HTVDSIIC	Ignition Cable for DSI Brooder
HTVGB40ZCP	Zone Control Panel

## L.B. White Infraconic Brooders

### FEATURES

- Larger, more consistent comfort zone
- Healthier lying patterns that minimize piling
- Better rates of gain
- Lower mortality
- Lower feed and medical costs
- Range of heat outputs and configurations
- Easy to install, easy to move, easy to maintain
- Safe, reliable performance



## L.B. White Infraconic Brooder Parts



HTLIF10/17



HTLIFH



HTLIGH



HTLIGV



HTLILPO



HTLITH

All parts in chart below are for I-17

ITEM NO.	DESCRIPTION
HTLIF10/17	Filter
HTLIFH	Filter Holder
HTLIGH	¼" x 6' Gas Hose

ITEM NO.	DESCRIPTION
HTLIGV	Gas Valve
HTLILPO	LP Orifice
HTLITC	Thermo Coupler

ITEM NO.	DESCRIPTION
HTLITH	Thermostatic Head

## Electric Heaters

### Heat Lamps



LGHLB250C

- R40
- 250 watt
- 120 volt



LGHLB250R

- R40
- 250 watt
- 120 volt



HTHLC

ITEM NO.	DESCRIPTION
LGHLB250C	Clear Heat Lamp Bulb
LGHLB250R	Red Heat Lamp Bulb

ITEM NO.	DESCRIPTION
LGHLS	Heat Lamp Socket
HTHLC	Heat Lamp with Clamp

## Heat Mats

Kane Heat Mats are designed for a large variety of uses: from hog farrowing crates, to dog kennels, and whelping boxes, and even for your favorite reptile!

- Provides a large heated area for baby pigs to rest and sleep
- Works as a draft barrier on wire flooring
- Traction designed, non-slip surface
- Easy to clean, durable polyethylene construction
- Double mats have a recess for pen divider
- 80% more efficient than heat lamps
- 115/230 VAC
- Without a controller, the heat mat will operate at 37° F. above ambient temperature



ITEM NO.	DESCRIPTION
HTEMKPC1828	18" x 28" Pet Heat Mat
HTEMKD2736	27" x 36" Double Heat Mat
HTEMKD2748	27" x 48" Double Heat Mat

## Rheostat

- Low setting puts mat at 20-22° F. above ambient temperature
- Rheostat plugs into 110V outlet
- Heat mat plugs into the bottom of the rheostat
- 300 watt

ITEM NO.	DESCRIPTION
HTMR	Rheostat



Friendly and knowledgeable staff that always greets you with a smile. The prices are great as well as the selection of farm and ag products.



~Google Review~

## Room Heaters

### Electric Baseboard Heater

- 48"
- 240 volt
- 1,000 watt



ITEM NO.	DESCRIPTION
HTEBB48	Electric Baseboard Heater

### Thermostat

For electric baseboard heater



ITEM NO.	DESCRIPTION
HTEBBT	Thermostat

### Electric Hanging Heater

- 12,600/17,000 BTU
- 208/240 volt
- 1 or 3 phase



ITEM NO.	DESCRIPTION
HTHE17000	Electric Hanging Heater

### Red Flame Wall Mount Heater

- LP/NG
- 28,000/30,000 BTU
- Heats up to 1,400 sq. ft.
- Push button ignition with thermostat control
- Vent-free
- Blower included



ITEM NO.	DESCRIPTION
HTWMP30	Red Flame Wall Mount Heater



## Service

### Panels



Disconnect



Panel

ITEM NO.	DESCRIPTION
EL12520MLP	125A 20C Main Lug Panel
ELMLP12530	125A 30C Main Lug Panel
ELMLP20040	200A 40C Main Lug Panel
ELMLP22554	225A 54C Main Lug Panel
EL200ADCN2	200 Amp Main Disconnect – NEMA 1/ Indoor
EL200ADCN3	200 Amp Main Disconnect – NEMA 3/ Outdoor

### Breakers



Single Breaker



Double Breaker

#### Single

ITEM NO.	DESCRIPTION
ELBW115	15 Amp Single Pole Breaker – Siemens
ELBS115	15 Amp Single Pole Breaker – Square D – QO series
ELBW120	20 Amp Single Pole Breaker – Siemens
ELBS120	20 Amp Single Pole Breaker – Square D – QO series
ELBW130	30 Amp Single Pole Breaker – Siemens

#### Double

ITEM NO.	DESCRIPTION
ELBW215	15 Amp Double Pole Breaker – Siemens
ELBS215	15 Amp Double Pole Breaker – Square D – QO series
ELBW220	20 Amp Double Pole Breaker – Siemens
ELBS220	20 Amp Double Pole Breaker – Square D – QO series
ELBW230	30 Amp Double Pole Breaker – Siemens
ELBW240	40 Amp Double Pole Breaker – Siemens
ELBW250	50 Amp Double Pole Breaker – Siemens
ELBW260	60 Amp Double Pole Breaker – Siemens
ELBW270	70 Amp Double Pole Breaker – Siemens
ELBW2100	100 Amp Double Pole Breaker – Siemens

### Wire Trough



ITEM NO.	DESCRIPTION
ELGT664	6 x 6-4' Wire Trough – Painted
ELGT666	6 x 6-6' Wire Trough – Painted

### Trough Connectors

ITEM NO.	DESCRIPTION
ELWTC6	6 x 6 Wire Trough Connector – Painted



### End Caps

ITEM NO.	DESCRIPTION
ELGTEC6	6" End Cap for Wire Trough – Painted



### Grounding



ITEM NO.	DESCRIPTION
ELCGR8	8' Copper Ground Rod
ELGRC	Ground Rod Clamp

### Underground Wire



ITEM NO.	DESCRIPTION
WR250MCMA	250 MCM Aluminum Wire

Get all your poultry, hog and dairy barn needs here. They also have 24 hour emergency services available! Excellent hardware store, helpful and friendly service.



~Google Review~

## Conduit & Wire

### Conduit

All electrical conduit is schedule 40 and comes in 10' sections. Pricing is per ft.



ITEM NO.	DESCRIPTION
PPE05	½" PVC Conduit
PPE07	¾" PVC Conduit
PPE1	1" PVC Conduit
PPE12	1¼" PVC Conduit
PPE15	1½" PVC Conduit
PPE2	2" PVC Conduit
PPE212	2½" PVC Conduit
PPE3	3" PVC Conduit
PPE4	4" PVC Conduit

### Flex Conduit

Pricing is per ft.



ITEM NO.	DESCRIPTION
ELFC05	½" Seal Tight Flex Conduit
ELFC07	¾" Seal Tight Flex Conduit

### Expansion Joints



ITEM NO.	DESCRIPTION
ELSC05	½" Expansion Joint
ELSC07	¾" Expansion Joint
ELSC1	1" Expansion Joint
ELSC12	1¼" Expansion Joint
ELSC2	2" Expansion Joint

### 2 Hole Straps



#### PVC

ITEM NO.	DESCRIPTION
ELCS05	½" 2-Hole PVC Conduit Strap
ELCS07	¾" 2-Hole PVC Conduit Strap
ELCS1	1" 2-Hole PVC Conduit Strap
ELCS12	1¼" 2-Hole PVC Conduit Strap
ELCS15	1½" 2-Hole PVC Conduit Strap
ELCS2	2" 2-Hole PVC Conduit Strap
ELCS25	2½" 2-Hole PVC Conduit Strap

#### Metal

ITEM NO.	DESCRIPTION
EL2HMS2	2" 2-Hole Metal Strap
EL2HMS212	2½" 2-Hole Metal Strap
EL2HMS3	3" 2-Hole Metal Strap
EL2HMS4	4" 2-Hole Metal Strap

### Couplings



ITEM NO.	DESCRIPTION
ELC05	½" PVC Conduit Coupling
ELC07	¾" PVC Conduit Coupling
ELC10	1" PVC Conduit Coupling
ELC125	1¼" PVC Conduit Coupling
ELC15	1½" PVC Conduit Coupling
ELC20	2" PVC Conduit Coupling
ELC212	2½" Conduit Coupling
ELC3	3" PVC Conduit Coupling
ELC4	4" PVC Conduit Coupling

Great selection.  
Awesome service.  
Fantastic people.



~Google Review~

### Click Straps



ITEM NO.	DESCRIPTION
ELCPH12	½" Click Pipe Hanger
ELCPH34	¾" Click Pipe Hanger
ELCPH1	1" Click Pipe Hanger
ELCPH114	1¼" Click Pipe Hanger

### Line Boxes



ITEM NO.	DESCRIPTION
ELLB05	½" LB
ELLB07	¾" LB
ELLLB1	1" LB
ELLLB125	1¼" LB
ELLB15	1½" LB
ELLLB2	2" LB
ELLB212	2½" LB
ELLB3	3" LB

### Access Tees



ITEM NO.	DESCRIPTION
ELAT05	½" Access Tee
ELAT07	¾" Access Tee
ELAT10	1" Access Tee
ELAT125	1¼" Access Tee
ELAT15	1½" Access Tee
ELAT2	2" Access Tee

## PVC Anybodies



ITEM NO.	DESCRIPTION
ELAB05	½" PVC Anybody
ELAB07	¾" PVC Anybody
ELAB10	1" PVC Anybody

## Elbows

## 90° Sweep Elbows



ITEM NO.	DESCRIPTION
ELL05	½" Sweep Elbow
ELL07	¾" Sweep Elbow
ELL1	1" Sweep Elbow
ELL125	1¼" Sweep Elbow
ELL15	1½" Sweep Elbow
ELL2	2" Sweep Elbow
ELL212	2½" Sweep Elbow

## Adapters



## Male

ITEM NO.	DESCRIPTION
ELMA05	½" Male Adapter
ELMA07	¾" Male Adapter
ELMA10	1" Male Adapter
ELMA125	1¼" Male Adapter
ELMA15	1½" Male Adapter
ELMA20	2" Male Adapter
ELMA212	2½" Male Adapter
ELMA3	3" Male Adapter
ELMA4	4" Male Adapter


## Adapters



## Female

ITEM NO.	DESCRIPTION
ELFA05	½" Female Adapter
ELFA34	¾" Female Adapter
ELFA1	1" Female Adapter
ELFA4	4" Female Adapter

## Bushings



ITEM NO.	DESCRIPTION
ELB0705	¾" x ½" Bushing
ELB107	1" x ¾" Bushing

## Threaded Bushings



ITEM NO.	DESCRIPTION
ELTB05	½" Threaded Bushing
ELTPB07	¾" Threaded PVC Bushing
ELTPB1	1" Threaded PVC Bushing
ELTPB12	1¼" Threaded PVC Bushing
ELTB15	1½" Threaded Bushing
ELTPB20	2" Threaded PVC Bushing
ELTPB25	2½" Threaded PVC Bushing
ELTPB3	3" Threaded PVC Bushing
ELTPB4	4" Threaded PVC Bushing

**You can trust us with all your electrical needs!**

In addition to poultry houses, our services include shops, dairy barns, garages, new services, grain bins, & much more! Call us today!

## Lock Nuts



ITEM NO.	DESCRIPTION
ELLN05	½" Lock Nut
ELLN07	¾" Lock Nut
ELLN1	1" Lock Nut
ELLN125	1¼" Lock Nut
ELLN15	1½" Lock Nut
ELLN2	2" Lock Nut
ELLN212	2½" Lock Nut
ELLN3	3" Lock Nut
ELLN4	4" Lock Nut

## Seal Tight Adapters



ITEM NO.	DESCRIPTION
ELSTA12	½" Seal Tight Adapter
ELSTA1290	½" 90° Seal Tight Adapter
ELSTA34	¾" Seal Tight Adapter
ELSTA3490	¾" 90° Seal Tight Adapter

## Sealed Box Connectors



ITEM NO.	DESCRIPTION
ELSPBC05	½" Plastic Sealed Box Connector
ELSPBC07	¾" Plastic Sealed Box Connector



## Boxes



ELB2X4PN



ELB2X4P



Plastic Box



ELPB2434FSE



ELPB441FSE



ELFBM



ELFBP



LGSFSAJB



ELMB442MBMC

ITEM NO.	DESCRIPTION
ELB2X4PN	2 x 4 Plastic Nail-on Box
ELB2X4P	2 x 4 Plastic Handy Box
ELPB442	4 x 4 x 2 Plastic Box
ELPB664	6 x 6 x 4 Plastic Box
ELPB884	8 x 8 x 4 Plastic Box
ELPB12126	12 x 12 x 6 Plastic Box
ELPB2434FSC	2 x 4 PVC Box ¾" FSC
ELPB2434FSE	2 x 4 PVC Box ¾" FSE
ELPB441FSC	4 x 4 PVC Box 1" FSC

ITEM NO.	DESCRIPTION
ELPB441FSE	4 x 4 PVC Box 1" FSE
ELPB461FSC	4 x 6 PVC Box 1" FSC
ELPB461FSE	4 x 6 PVC Box 1" FSE
ELFBM	4" Metal Fixture Box Octagon
ELFBP	4" Plastic Fixture Box Octagon
LGSFSAJB	4" Junction Box for Sealed Light Fixture
ELMB442MBMC	4 x 4 x 2 Metal Box – Comes with Mount Brackets & MC Connector

## Box Covers



ELPBC244



ELPBC24H

ITEM NO.	DESCRIPTION
ELPBC244	Blank Plastic Cover for 2 x 4 FS Box
ELPBC24H	Blank Plastic Cover for 2 x 4 Handy Box

**Follow us on Facebook and Instagram for all the recent updates on Zeiset Equipment!**

You can also send us pictures of your farm for a chance to be featured on our social sites or in our next parts catalog!

## Wire

All wire pricing is per foot.

### Stranded Wire

10, 12, 14 gauge is available in black, red, white, green, purple, pink, orange, brown, yellow, blue, & gray.

Other gauges are available in various colors



ITEM NO.	DESCRIPTION
WR2ST	2 Gauge Stranded Wire
WR4ST	4 Gauge Stranded Wire
WR6ST	6 Gauge Stranded Wire
WR8ST	8 Gauge Stranded Wire
WR10ST	10 Gauge Stranded Wire – \$.21/500' roll
WR12ST	12 Gauge Stranded Wire – \$.14/500' roll
WR14ST	14 Gauge Stranded Wire – \$.10/500' roll

### SJ Cord

- Price per foot
- SJ00W Cord



ITEM NO.	DESCRIPTION
WR123SJ	12-3 SJ Cord
WR143SJ	14-3 SJ Cord
WR144SJ	14-4 SJ Cord

**Shielded Sensor Wire**

ITEM NO.	DESCRIPTION
WR182S	18-2 Shielded Wire - \$.13/1000' roll
WR184S	18-4 Shielded Wire - \$.23/1000' roll
WR186S	18-6 Shielded Wire - \$.40/1000' roll
WR188S	18-8 Shielded Wire - \$.63/1000' roll
WR1812S	18-12 Shielded Wire - \$.86/1000' roll

**Computer Wire**

Conductor is solid annealed bare copper. Suitable for high speed data transmission up to 100 mhz.



ITEM NO.	DESCRIPTION
WRC54P	4 PR CAT 5 Computer Wire

**MC Wire**

WRMCC05T



WRMCC05TD

ITEM NO.	DESCRIPTION
WR122MC	12-2 MC Wire
WRMCC05T	½" Threaded MC Wire Connector
WRMCC05TD	½" Threaded Double MC Wire Connector
ELMMR441	4 x 4 Metal Mud Ring Single Gang
ELMMR442	4 x 4 Metal Mud Ring 2-Gang
OG6109904	8" Grounding Pigtail - pack of 10

**Romex Wire**

#12 Wire

#14 Wire

ITEM NO.	DESCRIPTION
WR14-2	14-2 Romex Wire
WR14-3	14-3 Romex Wire
WR12-2	12-2 Romex Wire
WR123	12-3 Romex Wire

**Romex Connectors**

ITEM NO.	DESCRIPTION
ELRC05	½" Romex Connector
ELRC07	¾" Romex Connector

**Electrical Staples**

ITEM NO.	DESCRIPTION
ELS12	½" Electrical Staple

**Wire Pulling Lubricant**

The Klein Tools foam wire pulling lubricant means no drips, stains or messes. Applies easily using an included dispensing tube, even upwards into a vertical conduit with little or no mess. One aerosol can is the equivalent of 1 gal. or 4 qt. of typical gel or wax lubricant (based on job site pulls with foam in ¾ in. conduit when used as directed).

**FEATURES**

- 4-times greater yield than gels or waxes
- Coats better and is 30% more slippery than gel or wax lubricants
- No mess formula stays where it is applied and wipes clean from hands and fabric
- Dispensing guide on the can label
- Dispensing tube included
- 19 oz. aerosol can



ITEM NO.	DESCRIPTION
ELWRLF19	Foam Wire Pulling Lubricant

**Wire Nuts**

ELWNSB

ELWNR

ELWNT

ITEM NO.	DESCRIPTION
ELWNSB	Small Blue Wire Nut
ELWNR	Red & Yellow Wire Nut
ELWNT	Tan Wire Nut

**Crimp Terminals**

Our terminals make connecting wires quick and easy. Whether it is securing to a bolt or stud, splicing or repairing wires or making quick connections, our terminals are there for all your application needs in any type of environment.



ELCFT10-12

ELCFT16-14

ELCRT10-12

ELCTFQA1871614



ELCTFQA2502216



ELCTFQA1872218



ELCTFQA2501614

ITEM NO.	DESCRIPTION
ELCFT16-14	Fork Terminal 16-14GA
ELCFT10-12	Fork Terminal 10-12GA
ELCRT10-12	Ring Terminal 10-12GA
ELCTFQA1871614	Quick Attach Terminal 16-14GA x .187
ELCTFQA1872218	Quick Attach Terminal 22-18GA x .187
ELCTFQA2501614	Quick Attach Terminal 16-14GA x .250
ELCTFQA2502216	Quick Attach Terminal 22-16GA x .250

## Crimps



ITEM NO.	DESCRIPTION
ELGC	Gel Crimps

## ScotchLok™ Connector

- Dual element connection
- Flame retardant
- Maximum insulation O.D.: 0.145" (3.68 mm), tap 0.190" (4.82 mm), Run awg (mm2)
- Wire range: 18-14 (0.75-1.5 mm), tap 12-10 (2.5-4.0 mm) run solid/stranded
- Operating temp.: 221 degree Fahrenheit (105 degree Celsius)



ITEM NO.	DESCRIPTION
ELSL1218	ScotchLok Connector 12-18


## Cords



### 14/3 Cords

ITEM NO.	DESCRIPTION
ELC9120	118" 14/3 Cord w/ 120V Molded Plug
ELC9240	118" 14/3 Cord w/ 240V Molded Plug
HTTHC	96" Piggy Back Thermostat Cord

## Electrical Tape



ITEM NO.	DESCRIPTION
ELT3MB	Black 3M Electrical Tape
ELT3MBL	Blue 3M Electrical Tape
ELT3MBR	Brown 3M Electrical Tape
ELT3MG	Green 3M Electrical Tape
ELT3MO	Orange 3M Electrical Tape

ITEM NO.	DESCRIPTION
ELT3MP	Purple 3M Electrical Tape
ELT3MR	Red 3M Electrical Tape
ELT3MW	White 3M Electrical Tape
ELT3MY	Yellow 3M Electrical Tape

## Plugs

### Male



ITEM NO.	DESCRIPTION
ELMP12015A	15 Amp 120V Male Plug
ELMP22015	15 Amp 220V Male Plug - 2 prongs turned flat
ELMP12015TL	15 Amp 120V Male Twist Lock Plug
ELMP24020TW	20 Amp 240V Male Twist Lock Plug
ELMP24020TL3	20 Amp 240V 3 Pole Male Twist Lock Plug

### Female



ITEM NO.	DESCRIPTION
ELFP12015A	15 Amp 120V Female Plug
ELFP22015	15 Amp 220V Female Plug - 2 prongs turned flat
ELFP12015TL	15 Amp 120V Female Twist Lock Plug
ELFP24020TW	20 Amp 240V Female Twist Lock Plug
ELFP24020TL3	20 Amp 240V 3 Pole Female Twist Lock Plug



# Switches & Relays

## Receptacles



110V Double



220V Single



GFI

ITEM NO.	DESCRIPTION
ELR110	110V 20 Amp Duplex Receptacle
ELR22020A	220V 20 Amp Single Receptacle
ELRGFI110200	120V 20 Amp Outdoor GFI Receptacle

## Receptacle Covers



ELPCWRD1



ELPCWRD2



ELPCWSR



ELSSWRC DG



ELSDC24P



ELSRCMA

ITEM NO.	DESCRIPTION
ELPCWRS1S	Plastic 1 Gang Single Receptacle Cover
ELPCWRD1	Plastic 1 Gang Duplex Receptacle Cover
ELPCWRD2	Plastic 2 Gang Duplex Receptacle Cover
ELPCWSR	Plastic Switch/Receptacle Cover

ITEM NO.	DESCRIPTION
ELSSWRC DG	Sealed Lever Switch/Receptacle Cover
ELSDC24P	Sealed Duplex Receptacle Cover - 2 door
ELSRCMA	Sealed Duplex Receptacle Cover - 1 door - Clear Cover, Door may be shut with cord plugged in

## Light Switches



ITEM NO.	DESCRIPTION
ELS15A1P	Single Pole Light Switch 15 Amp
SWL3W	3 Way Single Pole Light Switch 15 Amp
SWL1P20	Single Pole Light Switch 20 Amp
SWL2P15	Double Pole Light Switch 15 Amp

## Light Switch Covers



ITEM NO.	DESCRIPTION
ELPCWS1	Plastic 1 Gang Switch Cover
ELPCWS2	Plastic 2 Gang Switch Cover

## Lever Switch Covers



ELSSWCSG



ELSSC2SW

ITEM NO.	DESCRIPTION
ELSSWCSG	Sealed Lever Switch Cover 1 Gang
ELSSC2SW	Sealed Lever Switch Cover 2 Gang

## Plug In Transformer

- Output Voltage: 16.5 VAC
- Input Voltage: 115 VAC
- Connection Type: Screw Terminal



ITEM NO.	DESCRIPTION
ELT12016	Transformer 120 VAC Prim. 16 VAC Sec.

## Reversing Drum Switch

- HP @ 1 Phase 115V: 1.5
- HP @ 1 Phase 240V: 2
- HP @ 115 VDC: ¼
- HP @ 230 VDC: ¼



ITEM NO.	DESCRIPTION
SWDS	Reversing Drum Switch

## Scraper Limit Switch

This general purpose, enclosed limit switch is engineered to offer both high breaking capacity and high durability. It features a rubber boot and clamping band on its head seal. It also features side-mounting bolts, die-cast housing, and a large switch cavity.



ITEM NO.	DESCRIPTION
SWSL	Scraper Limit Switch

## Prox Switches



ITEM NO.	DESCRIPTION
SWPRP	Prox Switch
SWPRCD	Capacitive Prox Switch w/ Delay
SWPRCB	Prox Switch for CallBack w/ Delay

ITEM NO.	DESCRIPTION
SWPRCPD	Prox Switch for Control Pan w/ Delay
SWPRPMA	Prox Switch Mount Adaptor

## Toggle Switches

ITEM NO.	DESCRIPTION	USES
SWSPSTT	Single Pole Single Throw Toggle Switch	Appliances, equipment, power tools, lighting control, & other switching functions.
SWSPDTT	Single Pole Double Throw Toggle Switch	
SWSPSTTM	Single Pole Toggle Switch Momentary Off	
SWSPSTTMO	Single Pole Toggle Switch Momentary On	
SWDPSTT	Double Pole Single Throw Toggle Switch	For Val-Co Auger Power Head
SWDPSTTPPH	Double Pole Single Throw Toggle Switch	
SWDPDTT	Double Pole Double Throw Toggle Switch	Appliances, equipment, power tools, lighting control, & other switching functions. Tab is ¼" quick connect. Includes mounting nut.
SWDPDTTM	Double Pole Double Throw Toggle Switch Momentary	
SW3PST	3 Pole Single Throw Toggle Switch	¾ HP @ 125 to 250 VAC; Operating Temp: 32 Degrees to 185 Degrees F; Number of Connections: 6; Amps: 10A @ 250 VAC, 15A @ 125 VAC
SW4PDT	4 Pole Double Throw Toggle Switch	Number of Connections: 9; AC Contact Rating 15A @ 125 VAC, 10A @ 250 VAC; HP: ¼



**Snap Action Switch**

- AC Contact Rating: 15A @ 240V
- Electrical Connection: ¼" Quick Connect



ITEM NO.	DESCRIPTION
SWLASP	Cherry Switch Long Arm Spade

**SafeTrac Winch Limit Switch**

This miniature snap action switch features a simulated roller lever actuator.



ITEM NO.	DESCRIPTION
SWMMSR	Limit Switch For SafeTrac Winch

**Mini Micro Switches**

- AC Contact Rating: 10 A @ 240V
- Electrical Connection: ⅜" Quick Connect



ITEM NO.	DESCRIPTION
SWMMAC	Mini Micro Switch Plain Arm Cherry
SWMMLA	Mini Micro Switch Long Arm
SWMMR	Mini Micro Switch w/ Roller

**Precision Micro Switch**

- AC Contact Rating: 15 A @ 480V
- Electrical Connection: Screw



ITEM NO.	DESCRIPTION
SWPRA	Precision Micro Switch w/ Roller Arm

**Long Arm Micro Switch**

- AC Contact Rating: 15 A @ 480V
- DC Contact Rating: 15 A @ 14V
- Electrical Connection: Screw



ITEM NO.	DESCRIPTION
SW6X284	Micro Switch Long Arm Screw Terminal

**Large Button Micro Switch**

- AC Contact Rating: 15 A @ 480V
- DC Contact Rating: 15 A @ 14V
- Electrical Connection: Screw



ITEM NO.	DESCRIPTION
SW6X286	Micro Switch Large Button

**Hopper Level Micro Switch**

Switch for Val-Co Hopper Level Switch



ITEM NO.	DESCRIPTION
SWFCB	Hopper Level Micro Switch

**Micro Switch for CT Inlet Winch**

- Certified with CSA, ENEC, and UL for global acceptability
- Electrical ratings from 0.1 A up to 25 A for design flexibility in one package size
- Best suited for higher cost-of-failure applications
- Designed for 100K operations at a full load or 10M for mechanical life
- Current rating ranges from 0.1 A to 25 A



ITEM NO.	DESCRIPTION
SWMMASR	Mini Micro Switch Simulated Roller Med. Arm

**Switch for Auger Power Head**

SWDPPH



SWPPHSSN

Switch also for Big Dutchman Fluxx Control Pan

ITEM NO.	DESCRIPTION
SWDPPH	Switch Diaphragm for Val-Co Power Head
SWPPHSSN	New Style Safety Switch / Val-Co Power Head

**Not sure which switch you need?**

Call our offices and one of our parts salesmen will be glad to help you select the right switch to fit your needs!



## Switch for Mechanical Control Pan

- AC Contact Rating: 21 A @ 240V
- Terminal Type: Quick Connect



SWFMCN



SWPECP Also compatible with ChoreTime

ITEM NO.	DESCRIPTION
SWFMCN	New Switch for Fuze Mechanical Control Pan
SWPECP	Val-Co End Control Pan Switch

## Hopper Level Switches



SWHLA



SWHLBA



SWHLD

### HOPPER LEVEL SWITCH DIAPHRAGM

Used with both Big Dutchman & Val-Co hopper level switches.

ITEM NO.	DESCRIPTION
SWHLA	Val-Co Adjustable Hopper Level Switch
SWHLBD	Big Dutchman Feed Hopper Level Switch
SWHLD	Hopper Level Switch Diaphragm

## Weathertight Switch



ITEM NO.	DESCRIPTION
SWWCCA	Weathertight Switch f/ AVS Cane Switch

## Switch for Bin Scale



ITEM NO.	DESCRIPTION
SW5000BS	Switch for 5000 lb. Bin Scale

## Inlet Equalizer Switch

- AC Contact Rating: 15 A @ 480V
- DC Contact Rating: 15 A @ 250V
- Electrical Connection: Screw Terminals



ITEM NO.	DESCRIPTION
SWIE	Inlet Equalizer Switch

## Spinks Beam Scale Switch



ITEM NO.	DESCRIPTION
SWMSS	Magnetic Switch for Spinks Beam Scale

## CT Round Feed Control Switch



ITEM NO.	DESCRIPTION
SWRFC	Switch for CT Round Feed Control

## Limit Switch For Rooster Scale



ITEM NO.	DESCRIPTION
SWRSLS	Roller Arm Limit Switch f/ Rooster Scale

## Snap Action Switch

Switch for Big Dutchman Hopper Level Switch

- 15 A @ 125/250 VAC
- 10 A @ 500 VAC
- 0.5 A @ 125 VDC
- 0.25 A @ 250 VDC
- Single Pole Double Throw



ITEM NO.	DESCRIPTION
SWSPDTPR	Roller Plunger Snap Action Switch

## Momentary Switches

- Contact Rating: 10 A @ 600 VAC
- Terminal Connection: Pressure Plate

This miniature pushbutton switch is designed for use with shallow back panel applications including alarms, warning devices, and test equipment.

AC Contact Rating:

- 16 A @ 125 VAC
- 10 A @ 250 VAC



SWPBMB



SWPBMO

ITEM NO.	DESCRIPTION
SWPBMB	Push Button Momentary Switch w/ Contact
SWPBMO	Push Button Momentary Switch

## Indicator Lights

## Green



ITEM NO.	DESCRIPTION
ELILG12V22MM	Green Indicator Light 12V AC/DC 22mm
ELILG24V22MM	Green Indicator Light 24V AC/DC 22mm
ELILG120V22MM	Green Indicator Light 120V AC/DC 22mm
ELILG240V22MM	Green Indicator Light 240V AC/DC 22mm

## Red

ITEM NO.	DESCRIPTION
ELILR12V22MM	Red Indicator Light 12V AC/DC 22mm
ELILR24V22MM	Red Indicator Light 24V AC/DC 22mm
ELILR120V22MM	Red Indicator Light 120V AC/DC 22mm
ELILR240V22MM	Red Indicator Light 240V AC/DC 22mm

## Momentary Buttons



ITEM NO.	DESCRIPTION
ELBMB30MM	Black Momentary Button 30mm
ELBMG30MM	Green Momentary Button 30mm
ELBMR30MM	Red Momentary Button 30mm

## Emergency Stop Button



ITEM NO.	DESCRIPTION
ELBES30MM	E-Stop Button 30mm

## Contact Blocks

For 30mm Buttons



## Selector Switches

Designed for industrial applications, these lever-operated switches feature simplicity of setup, flexibility, and robust construction. Use in machine manufacturing, automotive assembly, textile production, timber processing, and control system panels for public works and airports.



ITEM NO.	DESCRIPTION
SW2PSS	2 Position Selector Switch - 30mm
SW3PSS	3 Position Selector Switch - 30mm

## Potentiometers



POTENTIOMETER



KNOB

ITEM NO.	DESCRIPTION
ELP5K	5K Potentiometer Dust Tight
ELP5K10T	5K Potentiometer 10 Turn f/ Equalizer
ELP10K	10K Potentiometer Dust Tight
ELPK	Potentiometer Knob

## Surge Protector

- 120/240 Volt
- 100,000 Amp Peak Protection



ITEM NO.	DESCRIPTION
ELSPDCM	Ditek Surge Protector

ITEM NO.	DESCRIPTION
ELBCB2N/C	Contact Block, 2 - N/C Contacts & Adapter
ELBCB2N/O	Contact Block, 2 - N/O Contacts & Adapter

## Disconnect Switches

- Disconnect Switch
- Non-Fused
- Door Mount
- 3 Poles - 25 Amp



ITEM NO.	DESCRIPTION
ELDS3PDM	3 Pole 25 Amp Disconnect Switch - Door Mount

## Disconnects



ITEM NO.	DESCRIPTION
ELFD2PP	240V Plastic Fused Disconnect - 30 Amps, NEMA 3R
ELD2PP	240V Plastic Non-Fused Disconnect - 60 Amp

## Fuses

## Cartridge Fuses

ITEM NO.	DESCRIPTION
FSCF06	6 1/2 Amp FRN-R Cartridge Fuse
FSCFT08	8 Amp FRN-R Cartridge Fuse
FSC10NON	10 Amp FRN-R Cartridge Fuse
FSC15	15 Amp FRN-R Cartridge Fuse
FSCF20	20 Amp FRN-R Cartridge Fuse



## Plug Fuses

AC Voltage Rating:  
125 VAC

ITEM NO.	DESCRIPTION
FST05	5 Amp Plug Fuse
FST06	6 1/2 Amp Plug Fuse
FST08	8 Amp Plug Fuse
FST10	10 Amp Plug Fuse
FST12	12 Amp Plug Fuse
FST15	15 Amp Plug Fuse
FST20	20 Amp Plug Fuse
FST25	25 Amp Plug Fuse
FST30	30 Amp Plug Fuse

## Relays and Contactors

### 8 Pin Round Base Relays



8 Pin Round Base Relay



TMD8PR120



RLB8R



TMCT1A368

#### 8 PIN ROUND BASE RELAYS

ITEM #	RL8PR120	RL8PR240	RLB8R	TMCT1A368	TMD8PR120
Coil Volts	120 VAC	240 VAC		240 VAC	120 VAC
AC Contact Rating	10A @ 277V	10A @ 277V	15A @ 300 VAC 10A @ 600 VAC	10A @ 240V	
DC Contact Rating	10A @ 28V	10A @ 28V		10A @ 30V	

ITEM NO.	DESCRIPTION
RL8PR120	8 Pin 120V Relay – Round Base
RL8PR240	8 Pin 240V Relay – Round Base
RLB8R	8 Pin Relay Base – Round Base
TMCT1A368	8 Pin 120-240V Cycle Timer Relay – Round Base with 1.8 – 180 Second Cycle Timer
TMD8PR120	8 Pin 120V Delay Relay – Round Base

### 8 Pin Square Base Relays



#### 8 PIN SQUARE BASE RELAYS

ITEM #	RL8PS12VD	RL8PS24
Coil Volts	12 VDC	24 VAC
AC Contact Rating	10A @ 277V	10A @ 277V
DC Contact Rating	10A @ 28V	10A @ 28V

ITEM NO.	DESCRIPTION
RL8PS12VD	8 Pin 12 VDC Relay – Square Base
RL8PS24	8 Pin 24 VAC Relay – Square Base

### 8 Pin Square Base with Offset Prongs



RL8PS-12VDC



RL8PS-24VDC



RL8PS240



RL8PS-120V



RL8PS-240



RL8PS120F



RLB8PS

ITEM NO.	DESCRIPTION
RL8PS-12VDC	8 Pin 12 VDC Relay – Square Base/Offset Prong
RL8PS-24VDC	8 Pin 24 VDC Relay – Square Base/Offset Prong
RL8PS240	8 Pin 24 VAC Relay – Square Base/Offset Prong
RL8PS-120V	8 Pin 120V Relay – Square Base/Offset Prong
RL8PS-240	8 Pin 240V Relay – Square Base/Offset Prong
RL8PS120F	8 Pin 120V Relay – Square Base w/ Mount Flanges
RLB8PS	8 Pin Relay Base – Square Base/Offset Prong

#### 8 PIN SQUARE BASE RELAYS WITH OFFSET PRONGS

ITEM #	RL8PS-12VDC	RL8PS-24VDC	RL8PS240	RL8PS-120V	RL8PS-240	RL8PS120F	RLB8PS
Coil Volts	12 VDC	24 VDC	24 VAC	120 VAC	240 VAC	120 VAC;	120 VAC
AC Contact Rating	15A @ 277V	10A @ 120V	10A @ 240V	15A @ 120V, 12A @ 277V	10A @ 120V	25A @ 300V	5A @ 120V, 12A @ 277V
DC Contact Rating	15A @ 28V	10A @ 24V		12A @ 28V	10A @ 24V	13A @28V	12A @ 28V



## 11 Pin Round Base Relays



RL11PR120



RLB11PR

11 PIN ROUND BASE RELAYS		
ITEM #	RL11PR120	RLB11PR
Coil Volts	120 VAC	
AC Contact Rating	10A @ 277V	15A @ 300V
DC Contact Rating	10A @ 28V	

ITEM NO.	DESCRIPTION
RL11PR120	11 Pin 120V Relay - Round Base
RLB11PR	11 Pin Relay Base - Round Base

## 11 Pin Square Base Relays



RL11PS120



RLB11PS

11 PIN ROUND BASE RELAYS			
ITEM #	RL11PS120	RL11PS240	RLB11PS
Coil Volts	120 VAC	240 VAC	
AC Contact Rating	10A @ 277V	10A @ 277V	15A @ 300 V
DC Contact Rating	10A @ 28V	10A @ 28V	

ITEM NO.	DESCRIPTION
RL11PS120	11 Pin 120V Relay - Square Base
RL11PS240	11 Pin 240V Relay - Square Base
RLB11PS	11 Pin Relay Base - Square Base

## 14 Pin Square Base Relays



RL14PS120



PLB14PS

11 PIN ROUND BASE RELAYS		
ITEM #	RL14PS120	PLB14PS
Coil Volts	120 VAC	
AC Contact Rating	3A @ 240V	5A @ 250V
DC Contact Rating	3A @ 28V	

ITEM NO.	DESCRIPTION
RL14PS120	14 Pin 120V Relay - Square Base
PLB14PS	14 Pin Relay Base - Square Base

## Solid State Relays



TMDSS1010K



TMD2A562

SOLID STATE RELAYS		
ITEM #	TMDSS1010K	TMD2A562
Input/Control Voltage	19-265 VAC, 10-120 VDC	24-240 VAC, 12-48 VDC
AC Contact Rating	1A @ 19-265V	1A @ 24-120V
DC Contact Rating	1A @ 10-120V	1A @ 12-24V

ITEM NO.	DESCRIPTION
TMDSS1010K	Solid State Timing Relay / 10-10,000 Seconds
TMD2A562	Solid State Timing Relay / 0-60 Seconds

## Open Power Relays


Double Pole Double Throw



OPEN POWER RELAYS				
ITEM #	RL2P30A12DC	RLDPDT30A24	RLDPDT30A120	RLDPDT30A240
Coil Volts	12 VDC	24 VAC	120 VAC	240 VAC
AC Contact Rating	40A @ 300V	40A @ 300V	40A @ 300V	40A @ 300V
DC Contact Rating	40A @ 28V	40A @ 300V	40A @ 28V	40A @ 28V

ITEM NO.	DESCRIPTION
RL2P30A12DC	12 VDC 30 Amp Relay
RLDPDT30A24	24 VAC 30 Amp Relay
RLDPDT30A120	120V 30 Amp Relay
RLDPDT30A240	240V 30 Amp Relay

## Finder Relays



ITEM NO.	DESCRIPTION
RLSF12VDC	12 VDC Slim Finder Relay w/ Base
RLSF220VAC	220V Slim Finder Relay w/ Base

## Mini Relays

Used for Agrivent Controller



ITEM NO.	DESCRIPTION
RLAVS2P240DT	2 Pole 240V Mini Relay

## Omron Relays



RLOM2P25A120



RLOM4P25A120



RLPPRCP

OMRON RELAYS				
ITEM #	RLOM2P25A120	RLPPRCP	RLOM2P25A220VC	RLOM4P25A120
Coil Volts	100/120 VAC	200/240 VAC	200/240 VAC	100/120 VAC
AC Contact Rating	25A @ 240V	25A @ 240V	25A @ 240V	25A @ 240V (NO), 8A @ 240V (NC)
DC Contact Rating				5A @ 28V

ITEM NO.	DESCRIPTION
RLOM2P25A120	2 Pole 120V 25 Amp Relay – Screw Terminal
RLPPRCP	2 Pole 220V 25 Amp Relay – Tab Terminal, Used for Val-Co Control Pan
RLOM2P25A220VC	2 Pole 220V 25 Amp Relay – Screw Terminal
RLOM4P25A120	4 Pole 120V 25 Amp Relay – Screw Terminal

## Contactor



2 Pole



3 Pole

ITEM NO.	DESCRIPTION
RL2P20A240	2 Pole 240V 20 Amp Contactor
RL6X567	2 Pole 120V 30 Amp Contactor
RL6X566	2 Pole 220V 30 Amp Contactor
RL4P22A120	3 Pole 120V 22 Amp Contactor
RL4P22A240	3 Pole 230V 22 Amp Contactor
RL3P40A120	3 Pole 120V 30 Amp Contactor
RL3P40A240	3 Pole 240V 30 Amp Contactor

## Overloads



RLOL3P6-9A



RLOLIM

ITEM NO.	DESCRIPTION
RLOL3P6-9A	3 Pole 6-9 Amp Overload
RLOLIM	Overload Mounting Base – MT-32 Independent Mount

## Lighting

### Fixtures

#### Dusk to Dawn Light

**36-watt LED dusk to dawn light with 5200 delivered lumens.**

5000K, gray cULus



#### FEATURES

- **Housing:** Gray, die-cast aluminum
- **Lens Assembly:** UV-stabilized acrylic prismatic refractor
- **Mounting:** Direct mounting hardware included  
Mounts directly or with mounting arm (*Sold separately as an accessory*)  
Mounts to pole diameter 1 1/8" - 1 3/4"  
Pendant mount with adapter (*Sold separately as an accessory*)  
cULus Listed: Wet locations

#### BENEFITS

- Comes standard with a photocell
- An industry leading 144 lumens per watt

#### RECOMMENDED USE

- Security
- Area Lighting
- Service Roads
- General Area Lighting
- Yard and Dock Lighting

#### Arm Mounting Kit



**120-277 Volt NEMA Photocell**  
Field installed. IP65 Rating

#### FEATURES

- **Housing:** IR Filtered photo diode sensor
- **Mounting:** Twist lock
- **UL Listed:** Wet locations



ITEM NO.	DESCRIPTION
LGDDL36W	36 Watt 5,000K LED Dusk to Dawn Light
LGDDL36WAK	LED Dusk to Dawn Arm Mounting Kit
LGDDL36WP	Photocell for LED Dusk to Dawn Light

### Outdoor Light Fixtures

Rugged, seamless, die-cast construction that prevents moisture entry. State of the art powder coat finish for maximum durability. Locking swivel knuckle allows positive lamp positioning and pin-point directional aiming. Lamp holders supplied with porcelain sockets, internal gaskets. Extra long wire leads, hardware and installation instructions. For exterior or interior lighting. For safety and security, light walkways, driveways and doorways. Bulbs not included.

#### Fixtures



LGF02W

LGF02G



LGF02B

ITEM NO.	DESCRIPTION
LGF02G	Outdoor Light Fixture 2-Lamp Gray
LGF02W	Outdoor Light Fixture 2-Lamp White
LGF02B	Outdoor Light Fixture 2-Lamp Bronze

#### Fixture Bases



LGFOBB

LGFOBG

LGFOBW

ITEM NO.	DESCRIPTION
LGFOBB	Outdoor Light Fixture Base Bronze
LGFOBG	Outdoor Light Fixture Base Gray
LGFOBW	Outdoor Light Fixture Base White



## Sealed Light Fixture Sub Assembly

Molded of rugged, noncorrosive Lexan® plastic for a watertight sub-assembly! Makes a completely watertight fixture when used with a globe.

### FEATURES

- Includes all gaskets, stainless steel screws and mounting feet for ceiling installation
- Maximum 60W incandescent bulb
- Economical and wash-down proof
- All openings feature water tight knockouts
- Gasketed two-piece design for easier wiring
- Four 3/4" F NPT openings at 90° spacing

### 4" Junction Box for Sealed Light Fixture

- Corrosion resistant
- Suitable for use in "wet" locations
- For use with all non-metallic wiring systems
- High impact, compression molded phenolic plastic rated to 302°F (150°C)



LGSFSAJB

### Glass Globe

- Maximum 100W incandescent bulb
- 3" Diameter
- 7" Overall length



LGGG

### Replacement Socket for Sealed Light Fixture

- High temperature porcelain lamp socket with 6-inch 18 AWG stranded wire leads
- Includes corrosion resistant nickel-plated brass screw shell
- Can be used with "A" Series incandescent lamp (150-watt maximum).
- Interchangeable with luminaires built with phenolic sockets



LGSFSA



LGSFSARS




LGSFSAB

ITEM NO.	DESCRIPTION
LGSFSA	PVC Sealed Light Fixture Sub Assembly
LGGG	Glass Globe for Light Sub Assembly
LGSFSAJB	4" Junction Box for Sealed Light Fixture
LGSFSAB	Base for Sealed Light Fixture Sub Assembly
LGSFSARS	Replacement Socket for Sealed Light Fixture

## T8 Fluorescent Lights

- Strip lights have linear disconnect feature providing a safe, reliable means of disconnecting power to the fixture, saving money on utility bills
- Die-formed cold-rolled steel channel construction with numerous KOs
- End plate adjusts quickly in converting to snap-in channel connector for continuous row alignment
- Flip-up socket easily rotates and locks into place allowing for faster installation
- Lamp not included
- Optional reflectors in silver-lined reflector finish
- Multistage iron phosphate pretreatment ensures maximum bonding and rust inhibitor
- Bulbs not included.



ITEM NO.	DESCRIPTION
LGFF4232	4' T8 Fluorescent Light Fixture – Bulbs not included
LGFF8432	8' T8 Fluorescent Light Fixture – Bulbs not included
LGF432	4' T8 Fluorescent Bulb – 4100K, 32 Watt

## 4' LED Vapor Tight Light

The ProLED Select Linear Vapor Tight provides on target lighting in the most severe conditions and features both wattage and CCT selectability. The rugged durability of the ProLED Select LVPT coupled with wattage and CCT selectability makes this the most versatile linear vapor tight fixture on the market. Its housing and lens are made up of polycarbonate.



### SPECIFICATIONS

- Amps: .5A
- Color Selectable: Yes
- Color Temp: 3500K, 4000K, or 5000K
- Dimmable: Yes
- Equivalent Watts: 3x32W T8
- Input Frequency: 50/60 Hz
- Voltage: 120-277V
- Wattage Selectable: Yes
- Watts: Selectable 40W, 50W, or 60W

### PERFORMANCE:

- Average Life: 50,000
- Lumens: 5600-8650
- Power Factor: 0.9

### CERTIFICATIONS

- DLC Qualified: Yes
- Environment: Wet
- IP Rating: IP66
- UL Listed: Yes

ITEM NO.	DESCRIPTION
LGLV46050K	4' LED Vapor Tight Light

## LED T8 Replacement Bulbs



ITEM NO.	DESCRIPTION
LGLT8418	4' LED T8 Bulb – 18 Watt, 5000K

## Plastic Lamp Holder

### FEATURES

- Nickel-plated brass screw shell will not corrode
- For commercial, industrial and residential lighting applications
- Fits 3.25" or 4" outlet box
- UV resistant lamp holders will not fade or discolor
- Optional plastic and metal safety cages fit all lamp holders
- Includes corrosion resistant mounting screws



ITEM NO.	DESCRIPTION
LGPHT	Phenolic Light Fixture w/ Tail

## Porcelain Lamp Holder

### FEATURES

- Nickel-plated brass screw shell will not corrode
- For commercial, industrial, residential and agricultural lighting applications
- Fits 3.25" or 4" outlet box
- UV resistant lamp holders will not fade or discolor
- Optional plastic and metal safety cages fit all lamp holders
- Includes corrosion resistant mounting screws



ITEM NO.	DESCRIPTION
LGPF	Porcelain Fixture

# Bulbs

## Poultry Barn Products LED Bulbs

### #1 Poultry Bulb Recommended by Poultry Houses Nationwide

These LED bulbs have been in the market for over 10 years and are performing incredibly well. Many of the bulbs being used in poultry houses have yet to be replaced, well exceeding the listed 50,000 hour warranty.

### FEATURES

- State of the Art Relay for 97% Smooth Dimmable Range
- Compatible to All USA Made Controllers
- Heavy-duty Aluminum Heat Sink
- Top of the Line Driver for 50,000 Hour Performance
- Sealed Lexan Shatter Proof Cover for Easy Cleaning

### SPECIFICATIONS

- IP64
- 130LM per Watt
- Industrial Grade
- 97% Dimming Range
- CRI >80
- -40°F - 122°F
- Flicker Free
- 5 Year Warranty



ITEM NO.	DESCRIPTION
LGL9.9W27KP	9.9 Watt LED 2700K
LGL9.9W50KP	9.9 Watt LED 5000K



## LifeLamp

**All LifeLamp™ LED bulbs were designed to withstand the punishment of poultry houses.**

Each LifeLamp LED bulb includes a silicon seal between the base and body and between the body and lens cover (below) to ensure industry best water and moisture resistance.

Every LifeLamp LED bulb is designed with a 5V-V0 PBT plastic internal base and die cast aluminum body to ensure LifeLamp™ is fireproof. The LifeLamp™ lens cover is designed with Lexan polycarbonate plastic to eliminate cracking or shattering.

We recommend pairing LifeLamp LED bulbs with the LifeLamp dimmer for maximum performance. The LifeLamp Dimmer ensures LifeLamp bulbs will dim down to below 2% dimming levels, perfect for catch crews.



LifeLamp LED bulbs are available in different colors including 2700K, and 5000K. LifeLamp offers long life expectancy; approximately 25,000 hours to 50,000 hours, depending on the bulb.

**Solid Warranty** – LifeLamp LED bulbs warrantied for 5 years from Date Stamp

## Lighting Tips

### Kelvins (°K)

Kelvin is used in lighting to measure the color temperature of a particular light bulb. And in short, the higher the Kelvin rating (expressed in K), the whiter the light will be.

### Lumens

Lumens measure how much light you are getting from a bulb. More lumens means it's a brighter light; fewer lumens means it's a dimmer light.

### Watts

Watt is the electrical unit for the rate at which energy is generated or consumed. So, when you turn on a lamp with a 100-watt bulb in it, it's drawing 100 watts of electricity for every second it's lit. It is important to note that when buying light bulbs, wattage does not equal brightness.

### LifeLamp – 6 Watt

#### FEATURES

- Sealed with a special silicon formula gasket which prevents water from infiltrating the bulb.
- Rated for 50,000 hours of use,
- Is warrantied for 5 years from the date stamp on each bulb.
- Every bulb rated for UL 8750 wet location use which is required for any poultry, turkey or swine live production environment!
- **Designed with a 230 degree beam spread preventing light spots.**
- When used with LifeLamp Dimmer, dims down to a level which cannot be measured by light meter at 8 feet!
- Fire retardant, blastproof, shatterproof polycarbonate cover and forged die cast aluminum body. No cheap plastic!
- Offered in different temperatures



ITEM NO.	DESCRIPTION
LGL6W27KL	6 Watt LED 2700K
LGL6W50KL	6 Watt LED 5000K

*\*Estimated yearly energy cost based on 3 hrs./day at \$0.11/kilowatt-hour. Estimated life expectancy based on 3 hrs./day.*

LIFELAMP 6 WATT LED BULBS		
ITEM #	LGL6W27K	LGL6W50KL
Lumens	540	450
Kelvin	2700K	5000K
Estimated Yearly Energy Cost*	\$0.72	\$0.72
Life Expectancy*	22.8 years	22.8 years



## LifeLamp - 9 Watt

### FEATURES

- Sealed with a special silicon formula gasket which prevents water from infiltrating the bulb.
- Rated for 50,000 hours of use.
- Is warrantied for 5 years from the date stamp on each bulb.
- Every bulb rated for UL 8750 wet location use which is required for any poultry, turkey or swine live production environment!
- Designed with a **230 degree beam spread** preventing light spots.
- When used with LifeLamp Dimmer, dims down to a level which cannot be measured by light meter at 8 feet!
- Fire retardant, blastproof, shatterproof polycarbonate cover and forged die cast aluminum body. No cheap plastic!
- Offered in different temperatures.



ITEM NO.	DESCRIPTION
LGL9W27KL	9 Watt LED 2700K
LGL9W50KL	9 Watt LED 5000K

LIFELAMP 9 WATT LED BULBS		
ITEM #	LGL9W27KL	LGL9W50KL
Lumens	840	900
Kelvin	2700K	5000K
Estimated Yearly Energy Cost*	\$1.08	\$1.08
Life Expectancy*	22.8 years	22.8 years

\*Estimated yearly energy cost based on 3 hrs./day at \$0.11/kilowatt-hour. • Estimated life expectancy based on 3 hrs./day.

## LifeLamp - 16 Watt

### FEATURES

- Sealed with a special silicon formula gasket which prevents water from infiltrating the bulb.
- Rated for 50,000 hours of use.
- Is warrantied for 5 years from the date stamp on each bulb.
- Every bulb rated for UL 8750 wet location use which is required for any poultry, turkey or swine live production environment!
- Designed with a **180 degree beam spread** preventing light spots.
- When used with LifeLamp Dimmer, dims down to a level which cannot be measured by light meter at 8 feet!
- Fire retardant, blastproof, shatterproof polycarbonate cover and forged die cast aluminum body. No cheap plastic!
- Offered in different temperatures.



ITEM NO.	DESCRIPTION
LGL16W27KL	16 Watt LED 2700K
LGL16W50KL	16 Watt LED 5000K

LIFELAMP 16 WATT LED BULBS		
ITEM #	LGL16W27KL	LGL16W50KL
Lumens	1600	1900
Kelvin	2700K	5000K
Estimated Yearly Energy Cost*	\$1.99	\$1.99
Life Expectancy*	22.8 years	22.8 years

## LifeLamp - 40 Watt

### FEATURES

- High output & efficiency, extremely bright, over 6000 lumens**
- Provides 10-12 foot-candles beam spread at 11 foot ceiling height
- Direct replacement for HPS lighting and high watt CFL (Ballast must be bypassed)
- Instant 100% light, no warm-up time, no flicker, 270 degree beam angle**
- Perfect for turkeys, breeders and broiler broods
- IP67 waterproof rating and dust resistant



ITEM NO.	DESCRIPTION
LGL40W27KL	40 Watt LED 2700K
LGL40W50KL	40 Watt LED 5000K

LIFELAMP 40 WATT LED BULBS		
ITEM #	LGL40W27KL	LGL40W50KL
Lumens	6000	6000
Kelvin	2700K	5000K
Estimated Yearly Energy Cost**	\$12.75	\$12.75
Life Expectancy**	5.7 years	5.7 years

\*\*Estimated yearly energy cost based on 12 hrs./day at \$0.12/kilowatt-hour.  
Estimated life expectancy based on 12 hrs./day.

## Sealed Light Fixtures

### FEATURES

- Waterproof connection between socket and junction box
- Waterproof connection between bulb and socket
- Lights always shine directly down on floor, even with pitched ceiling
- All components are UL V-0 flame retardant rated
- Height of bulb is adjustable



ITEM NO.	DESCRIPTION
LGSFSATB	TruBeam Sealed Light Socket Fixture

## Five Year Warranty on LifeLamp Bulbs!

All LifeLamp bulbs are warrantied for five years from the date printed on the bulb!

Satco



ITEM NO.	DESCRIPTION
LGL5W27KS	5 WT LED 2700K
LGL9.5W27KS	9.5 WT LED 2700K
LGL9.5W50KS	9.5 WT LED 5000K
LGL15.5W27KS	15.5 WT LED 2700K
LGL15.5W50KS	15.5 WT LED 5000K

SATCO LED BULBS			
ITEM #	LGL5W27KS	LGL9.5W27KS	LGL9.5W50KS
Wattage	5	9.5	9.5
Brightness in Lumens	450	800	800
Est. Yearly Energy Cost***	\$0.60	\$1.14	\$1.14
Life Expectancy***	22.8 years	22.8 years	22.8 years

ITEM #	LGL15.5W27KS	LGL15.5W50K
Wattage	15.5	15.5
Brightness in Lumens	1600	1600
Est. Yearly Energy Cost***	\$1.87	\$1.87
Life Expectancy***	22.8 years	22.8 years

\*\*\*Life expectancy for all bulbs based on 3 hrs./day. Yearly energy cost based on 3 hrs./day at \$0.11 per kilowatt-hour.

## Fluorescent

### U-Tube

ITEM NO.	DESCRIPTION
LGF07	7 Watt U-Tube Fluorescent
LGF09	9 Watt U-Tube Fluorescent
LGF13	13 Watt U-Tube Fluorescent



### Spiral

ITEM NO.	DESCRIPTION
LGF18SP	18 Watt Spiral Fluorescent 2700K

Life expectancy for all bulbs based on 3 hrs./day. Yearly energy cost based on 3 hrs./day at \$0.11 per kilowatt-hour.

SPIRAL FLUORESCENT BULBS		
ITEM #	LGF18SP	LGF23SP
Wattage	18	23
Brightness in Lumens	1100	1600
Est. Yearly Energy Cost***	\$2.17	\$2.77
Life Expectancy	9 years	9 years

## Flood Light Bulb

### FEATURES

- Medium base
- 16 watts, 120 volts
- Dimmable
- 1300 lumens, 5000K, 82 CRI,
- 15,000 hours average life



ITEM NO.	DESCRIPTION
LGLF16W50K	16 Watt LED 5000K

## High Pressure Sodium Bulbs and Ballasts



150 Watt Ballast



LGBAL50HPS



LGHPSMBPS



LGHPSMBPSS

ITEM NO.	DESCRIPTION
LGBHPS50	50 Wt HPS Bulb
LGBHPS150M	150 Wt HPS Bulb
LGBAL50HPS	Ballast for 50 Wt HPS Light
LGBAL150HPS	Ballast for 150 Wt HPS Light
LGHPSMBPS	Snap in Socket for HPS Light
LGHPSMBPSS	Surface Mount Socket for HPS Light

## Rope Lighting



ITEM NO.	DESCRIPTION
LGLEDRL150	Rope Light - 150' Roll

## Dimmers

### Precision Lighting LED Dimmer



**2400 watt digital light dimmer compatible with all dimmable LED bulbs.**

The PLS-2400 STD digital light dimmer offers precise control over LED lighting systems. This dimmer maintains low end control to provide super low light levels and strong lamp re-ignition. Precise lighting control smooths out dimming issues including flickering, flashing, swirling and drop out. Compatible with house controllers with a 0-10 volt dc output for light dimmers.

#### FEATURES & BENEFITS

- 4 Dimmers in 1: L1-L2-L3-L4
- Twin outputs: A & B
- Environmentally sealed
- Lightning resistant
- "One shot" light for easy carcass removal

#### SPECIFICATIONS

- 120V 60Hz
- 2400 watt (1200w per channel)



ITEM NO.	DESCRIPTION
LGDP2400	2400 Wt PLS LED Dimmer

### LifeLamp Dimmer



**Best-in-class reverse phase IGBT dimming technology**

#### FEATURES

- Precise and consistent dimming control down to 1% brightness
- Helpful and informative 3-inch, backlit display
- Manual Mode: control your lights simply by setting dimming percentages on your own
- Slave Mode: have your dimmer accept 0-10V signals from a house controller
- Master Mode: set a schedule for your dimmer to follow automatically
- Intuitive Housewalk feature allows for seamless interruption of programming to perform house maintenance
- Operates smoothly between 110V and 240V without the need to change settings
- Easy to install with standard conduit already incorporated, simply trim to desired length and connect to designated lines
- Surge and short circuit protection included
- 2 independently operated 1000W channels allow for complete control of house



ITEM NO.	DESCRIPTION
LGDLL20	2000 Wt LifeLamp Dimmer

### Overdrive Dimmer



#### FEATURES

- Dual output zones can run independent lighting schedules
- 3 Programs - Master, manual, slave mode for quick and easy programming
- Programmable master mode for unmanned control
- Manual mode with keypad control
- Slave mode with 0-10V DC analog voltage control
- Supports memory function
- Supports ISP function and complies with EU-BUS protocol
- Integrated 1.3" OLED display
- Fully integrated digital control system for precise and consistent dimming
- 4kV surge protection, over voltage protection, short circuit protection
- Replaceable output fuses
- MOSFET control reduces dimmer power loss and runs cooler

#### SPECIFICATIONS

- 2 Channels
- 10 Amps per channel



ITEM NO.	DESCRIPTION
LGDO2X10	Overdrive Dimmer

### Protec Dimmers

#### 2000 Watt Protec

#### FEATURES

- Soft start every cycle
- 98% increased noise immunity
- Biofeedback
- Longer bulb life
- Compatible with any bulb



ITEM NO.	DESCRIPTION
LGDP2000R	2000 Wt Protec Rimmer Dimmer - Green
LGDP4800G	4800 Wt Protec Dimmer - Gold

#### 4800 Watt Protec

#### FEATURES:

- Manual knob operation or 0-10 volt remote control
- A switch can choose to override the knob or the controller to be FULL ON or OFF
- Can provide a fast or slow sunrise and sunset with the lights
- This versatile light controller is microprocessor controlled to provide all this flexibility
- The dimming device is field replaceable





# Controls

## AVS 2240/2248 Control


Looking for a complete house control for your poultry facility? The AVS-2240 or AVS-2248 Controller is a whole house poultry management computer system. The AVS-2240/48 can monitor up to 12 temperature sensors, as well as static pressure, humidity, and 2 separate feed and water inputs. It has 40 relay outputs to operate all aspects of ventilation (heat, fans, openers, etc.), and control feed and lighting. This controller also records history of sensors and other inputs and the time use of the various ventilation units.



ITEM NO.	DESCRIPTION
VNCAVS2240	2240 Agri Vent Control
VNCAVS2248	2248 Agri Vent Control


## 2240/2248 Parts

### Core Board




ITEM NO.	DESCRIPTION
VNC2240CB	Core Board

### Power Supply




ITEM NO.	DESCRIPTION
VNC2240PS	Power Supply

### AVS Main Boards




ITEM NO.	Description
VNC2240MB	AVS 2240 Main Board
VNC2248MB	AVS 2248 Main Board

### Input Board



ITEM NO.	DESCRIPTION
VNC2240IB	Input Board

### Screen Board



ITEM NO.	DESCRIPTION
VNC2240SCB	Screen Board

### Setra



ITEM NO.	DESCRIPTION
VNCAVSSETRA	Setra for AVS Controls

## AVS I Touch Control


The AVS-i2240 I Touch features a large 10-inch "touch pad" navigation display. The user can select, swipe, drag, enlarge and compress similar to smart phones and smart pads. This control is WiFi ready, and will automatically connect to the FarmQuest Livestock Management website for password secure access by any internet capable device. This controller monitors up to 12 temperature sensors, static pressure and relative humidity for environmental control (heat, fans, openers, cool pads, etc.). It can control variable speed fans, multiple vents and tunnel doors, lights and dimmer schedule, feed and water programs. It can also monitor bird weight.



ITEM NO.	DESCRIPTION
VNCAVS2240I	2240 Agri Vent I-Touch Control
VNCAVS2250I	2250 Agri Vent I-Touch Control

## I Touch Parts

### Android Core Board



ITEM NO.	DESCRIPTION
VNC2240IAC	Android Core Board

### Main Board



ITEM NO.	DESCRIPTION
VNC2240IMB	Main Board

### Backup Relay



ITEM NO.	DESCRIPTION
VNC2240IRBU	Back Up Relay

### Slim Board




ITEM NO.	DESCRIPTION
VNC2240ISB	Slim Board

### Relay Board



ITEM NO.	DESCRIPTION
VNCITRB	Relay Board

### Power Supply



ITEM NO.	DESCRIPTION
VNCAVSTSPS	Power Supply

## TSP 500 Old Style Touch Screen Parts

### Input Module



ITEM NO.	DESCRIPTION
VNCAVTSIM	Input Module

### Output Module



ITEM NO.	DESCRIPTION
VNCAVTSOM	Output Module

### Interface Module




ITEM NO.	DESCRIPTION
VNCAVTSIFM	Interface Module




## AVS 1840 Parts

### Core Board



ITEM NO.	DESCRIPTION
VNC2240CB	Core Board

### Power Supply




ITEM NO.	DESCRIPTION
VNC2240PS	Power Supply

### Screen Board



ITEM NO.	DESCRIPTION
VNC2240SCB	AVS Screen Board

### Main Board



ITEM NO.	DESCRIPTION
VNC1840MB	Main Board

## AVS Parts



ITEM NO.	DESCRIPTION
VNCAVSCPD	AVS Control Chip Program w/ Dual AT24C512
VNCCAC	Communication Card
VNCCAW	Communication Internet Webgate
VNCSAV1640	AVS Temperature Sensor Black Tip
VNCSAVIT	AVS Temperature Sensor I-Touch (Gray Box)

## Rotem One

With all the functionality of Platinum Pro Controllers, the Rotem One features a large 15.6" screen and intuitive interface that brings all the advantages of touch screens to your farm. The touch screen delivers mission critical data on one easy to read screen.

Its flexible, modular architecture is capable of supporting a large number of devices and up to 200 2HP heavy-duty relays (including expansion units). Rotem One's enclosure was designed to simplify installation and maintenance, and its switch guard door keeps toggle switches securely in place.

### FEATURES

- Large range of hardware combinations enables extremely flexible system design
- Less wiring to ventilation fans required when used in conjunction with the HUBs
- Expansion boxes support input/output devices, removing the need for additional controllers
- Improved software capabilities support an unlimited number of devices, including scales, meters, digital thermostats & more
- Extended longevity of hardware components
- Minimal internal heat improves durability in hot climates
- Reduced electrical noise levels inside the controller improve signal quality
- Simplified troubleshooting enables detecting faulty cards easily & quickly
- Heavy-duty enclosure simplifies installation & maintenance
- Multi-language support
- Safely remotely manage your farm with the intuitive RotemNet Web software, web-based software that allows remote control regardless of device - smart-phone, tablet or desktop.




ITEM NO.	DESCRIPTION
VNCR050	Rotem One
VNRTD5S	RDT-5 Digital Smart Thermostat




## Rotem Pro Replacement Parts

### Analog Input Card




ITEM NO.	DESCRIPTION
VNRPAIC	Rotem Pro Analog Input Card

### Analog Output Card



ITEM NO.	DESCRIPTION
VNRPAOC	Rotem Pro Analog Output Card

### Relay Card



ITEM NO.	DESCRIPTION
VNRPRROR	Rotem Pro Relay Card

## Rotem Platinum Plus Replacement Parts

### Alarm Card



ITEM NO.	DESCRIPTION
VNRAC	Alarm Card

### Switch Card – 5 Switches




ITEM NO.	DESCRIPTION
VNRSCONO	Switch Card – 5 Switches

### Relay Cards



ITEM NO.	DESCRIPTION
VNRRCNC	Relay Card Only N.C.
VNRRCNO	Relay Card Only N.O.

### Analog Input Card



ITEM NO.	DESCRIPTION
VNRAIC	Analog Input Card

### Temperature Sensor



ITEM NO.	DESCRIPTION
VNRTS	Temperature Sensor

### Winch Card

ITEM NO.	DESCRIPTION
VNRWC	Winch Card

**Do you have pictures of your farm that you would like to share with us?**

Email your photos to  
[info@zeisetequip.com](mailto:info@zeisetequip.com)

for a chance to be featured in next year's catalog or on our social media sites!

## Maximus Control

The Maximus Controller System is a centralized controller system that simplifies farming facility management. Whether your facilities are for poultry, hogs, or dairy cattle, the Maximus System will track the state of your infrastructure and automate tasks based on your criteria.



### FEATURES

- Graph reference for settings
- Compatible with most popular hand-held devices
- Very dependable hardware with a 5-year warranty
- I-Novarum compatible (production management solutions)
- Generates all alarms, by text or email
- Current draw & temperatures readings of all variable and relay outfits
- All relays & variables have fuse protection
- Auto winching for feed & water lines
- Static pressure compensation
- Zone temperature compensation for ventilation
- Bird scales, bin scales, WiFi communication
- Diagnostic menu
- And much, much more!

### BENEFITS

- Well-being of your animals and reduced operational costs means improved profitability for your company
- Optimal conditions in your facilities at all times
- Automated management of a wide range of parameters: feeding, temperature, lighting, air quality, etc.
- Perfectly safe multi-platform remote control (personal computer, smart phone, electronic tablet)
- Unmatched real-time service
- Upgradable solution that adapts to your needs
- Add features to your controller according to your company's evolution
- Quick and simple web updates ensure optimal technological solutions
- The information you want, the minute you want it
- Improved energy efficiency
- Guaranteed peace of mind thanks to the most reliable and safe system
- Automation of your I-Novarum production management system data collection

ITEM NO.	DESCRIPTION
VNCMBEBBS	Maximus Controller

## Controller Features



## Maximus Replacement Parts



VNCMBP




VNCMPS104



VNCMRC101




VNCMRC102



VNCMRC122



VNCMSB2S



VNCMSBP

ITEM NO.	DESCRIPTION
VNCM010VOM	0-10V Output Module
VNCMBP	Battery Pack for PCB113
VNCMPS104	Power Supply Kit for PCB104
VNCMRC101	Relay Base Board for PCB101

ITEM NO.	DESCRIPTION
VNCMRC122	External Contactor Relay Module
VNCMSB2S	Switch Board-2 Switches PCB105-2
VNCMRC102	Relay Card for PCB 102

ITEM NO.	DESCRIPTION
VNCMSBP	Switch Board + POT for PCB105-1
BSMXBLC	Bird Scale Box & Load Cell
BSMXWB	Weighing Board for Bird Scales

## Horizon Parts



VNCVHCM



VNCVHDDL



VNCVHFS



VNCVHIBA



VNCVHRBA



VNCVHSETRA

ITEM NO.	DESCRIPTION
VNCVHCM	Communication Module (ECM)
VNCVHDFC	Front Cover Assembly for Display Unit
VNCVHFS	Feed Sensor

ITEM NO.	DESCRIPTION
VNCVHDDL	Hard Drive Loaded
VNCVHHP	Humidity Sensor Probe
VNCVHIBA	Input Board Assembly
VNCVHRBA	Relay Board Assembly

ITEM NO.	DESCRIPTION
VNCVHSETRA	Setra
VNCVHST	LCD Touch Screen
VNCVHTP	Temperature Sensor Probe



## Val-Co Ovation Controls

### DISPLAY AND SET-UP PANEL

- 5 character LED display screen shows longer descriptions
- Indicator lights for output status – show ventilation system at a glance
- Defective probe pilot light
- Independent temperature probe inputs – individual readouts
- 16 or more parameters accessed by dial – protection with lock out mode switch preventing accidental or unauthorized changes

### CONTROL FEATURES:

- Displays absolute temperatures for all stages
- Inside and outside high/low temperatures for room average recordings
- Optional humidity probe with RH compensation
- Compatible with potentiometer feedback air inlet control
- Minimum vent timer selects desired time on and off – no limitations
- On/Off stages have selectable 2° F offset
- Sequential power-on with 5 second delay between stages
- Full-speed fan start-up for 2 seconds on variable output
- Motor curves for variable speed fans
- Ramping functions – 10 different set points – adjustments for current day
- Adjustable heater offset & differential
- 2 heating stages possible for controls with 2 or more thermo stages
- Dual zone heat mode allows 2 heaters on a single stage with individual sensors
- Easy access to internal adjustments – snap on latch



### ALARM FEATURES:

- Test mode – runs through sequence to test settings and equipment
- Alarms for high/low and critical temperatures plus power failure
- Offset alarm for mist, heat and stage 2
- Includes standard alarm output

### CURTAIN SETUP

- Simplified curtain/winch set-up using targeted temperature (absolute values)
- Curtain/winch can be set up to operate anywhere within ventilation control sequence
- Manual overrides for curtains
- Outdoor temperature influence on high alarm offset and curtain logic
- Normal and progressive timing option for curtains
- Built-in adjustable timer on natural ventilation stages

ITEM NO.	DESCRIPTION
VNCV04S022	4 Stage Val-Co Ovation 22 Control
VNCV06S0113	6 Stage Val-Co Ovation 113 Control
VNCV06S024	6 Stage Val-Co Ovation 24 Control
VNCV08S0214	8 Stage Val-Co Ovation 214 Control

## Variable Speed Controls



120 V Modulator



240 V Modulator



Ceiling Fan Speed Control

ITEM NO.	DESCRIPTION
FNM120	120 V Modulator
FNM240	240 V Modulator
CFSC120	2 Fan Ceiling Fan Speed Control
CFSC1205	5 Fan Ceiling Fan Speed Control

## Variable Frequency Drives (VFDs)

### OPTIONS INCLUDE



- Remote Keypad allows operation from up to 30 m from drive, cubicle mountable, IP65 rating
- Extended I/O modules can extend the standard drive I/O by up to 1 extra programmable form C relay output and 2 extra digital inputs
- External dynamic braking unit for drives rated up to 22 kW (\$30 kW include brake transistor as standard)
- External EMC filter to meet EN61800-3 (First and second environment, category C1 and C2)
- EEP1M1RA – EPM programmer enables you to easily duplicate, read, edit and archive the memory and configuration of the SMVector drives

ITEM NO.	DESCRIPTION
VFD1.5N1	1.5 HP VFD Nema 1 1PH or 3PH
VFD2.0N1	2 HP VFD Nema 1 1PH or 3PH
VFD3.0N1	3 HP VFD Nema 1 1PH or 3PH
VFD5.0N1	5 HP VFD Nema 1 3PH
VFD7.5N1	7.5 HP VFD Nema 1 3PH
VFD10N1	10 HP VFD Nema 1 3PH

## Thermostats

### Sealed K-Kontrol Thermostat



ITEM NO.	DESCRIPTION
FNTS	Sealed Thermostat K-Trol

### T-15-WD Sealed Thermostat

240 VAC; 10A/60 Hz



ITEM NO.	DESCRIPTION
FNTST	Sealed Thermostat T-15-WD

### 2 Stage Sealed Thermostat

Designed to control fans with a built-in low/high speed, the T152-2 two-stage thermostat has a watertight enclosure with temperature settings ranging from 32° F to 104° F. Includes a 316 stainless steel sensor for a quick response.

#### FEATURES/ADVANTAGES

- Differential 6° between stages; on/off 5° F minimum
- 316 stainless steel sensor for quick response
- Easy screw terminal connectors
- Adjustable ring for field calibration
- Designed to tolerate harsh environments, high humidity levels, and most corrosive conditions



ITEM NO.	DESCRIPTION
FNT2SS	Thermostat 2 Stage Sealed

## Time Clocks

### Digital Time Clocks

This series offers an easy way to upgrade from a basic mechanical time switch to an electronic time switch. These timers will allow for up-to-the-minute programming, battery backup for power loss, up to 28 events total, and automatic daylight saving time corrections without the need of user interaction.

ITEM NO.	DESCRIPTION
TMDFC120	120-240V Digital Single Channel TimeClock
TMDFC240	120-240V Digital Double Channel TimeClock



### Intermatic Cycle Timer

Provides 8 selectable total cycle durations with cycling pattern selectable from 3% to 97% of total cycle SPST contacts. Can be wired in series with a manual switch or time switch for time-of-day cycling applications.



ITEM NO.	DESCRIPTION
TMCTI	Intermatic Cycle Timer

### Multi Operational Time Clock

- 24-hour, multi-operation time clock
- Manual on/off
- Override does not interfere with program



ITEM NO.	DESCRIPTION
TM2E026	120V Multi-Operation Time Clock

### Digital Weather Proof Thermostats



ITEM NO.	DESCRIPTION
FNDT	Digital Weather Proof Thermostat
FNDT2	Digital 2-Stage Weather Proof Thermostat
FNDTS	5' Temperature Sensor f/ Digital Thermostat

### Choretronics Temperature Sensor

The Series 0-4 Outside Air Temperature Sensors are great for monitoring ambient air temperatures in outdoor applications. The temperature sensors are mounted in a NEMA 4X enclosure with integral mounting tabs. The mounting tabs can be used to surface or suspension mount the temperature sensors. The removable terminal block makes installation easy. The Series 0-4 can be used to measure outside air temperatures in building automation systems or room temperatures inside agricultural ventilation houses



ITEM NO.	DESCRIPTION
CT40741	Choretronics Temperature Sensor

### 120 Volt Time Clock

- Electromechanical timer
- Furnished with a maximum of 12 trippers
- Manual on/off override does not alter program
- Snap-out timing mechanism
- Up to 12 on/off settings per day

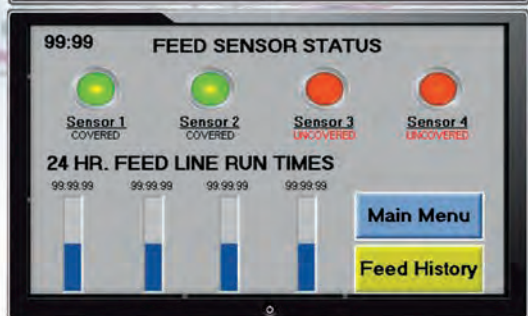


ITEM NO.	DESCRIPTION
TM2E021	120V Time Clock



# INVEST IN CONSISTENT FEEDING TECHNOLOGY

--COMPLETE CONTROL AND MONITORING--



CAPACITIVE FEED SENSING TECHNOLOGY



AMP SENSORS MONITOR MOTOR RUN



CHAIN FEEDER MONITORING UTILIZING ROTATION AND FEED DEPTH SENSING



REMOTE ACCESSIBLE VIA MOBILE APP

- LAYERS
- BREEDERS
- TURKEYS
- BROILERS
- PULLETS



## ACCU-FEED



CALL FOR MORE INFORMATION

## Accu-Feed Controls

### Accu-Feed Controls Broiler/ Breeder/Layers

ITEM NO.	DESCRIPTION
FDBBMC100	Accu-Feed Broiler Breeder Touch Control
FDFCMS102	Accu-Feed 2 Chain/1 Infeed Moni. and Contr.
FDFCMS103	Accu-Feed 3 Chain/1 Infeed Moni. and Contr.
FDFCMS204	Accu-Feed 4 Chain/2 Infeed Moni. and Contr.
FDFCMS404	Accu-Feed 4 Chain/4 Infeed Moni. and Contr.

### Accu-Feed Controls Broilers/Pullets

ITEM NO.	DESCRIPTION
FDFCMS102	Accu-Feed Control And Monitoring 2 Lines
FDFCMS103	Accu-Feed Control And Monitoring 3 Lines
FDFCMS104	Accu-Feed Control And Monitoring 4 Lines
FDFCMS206	Accu-Feed Control And Monitoring 6 Lines



### Accu-Feed Parts

ITEM NO.	DESCRIPTION
FDTBSM	Trough Bracket Sensor Mount f/ Accu-Feed
SWPRSP30M24VNC	PNP Prox Switch SS 30mm 24V N/C



## Alarms

### Agri Alert 128 Touch

#### The Complete Alarm System

Monitor temperature, power, feed and watering systems, burglary, bio security and more. Agri-Alert continually monitors your operation and quickly notifies you upon the detection of common site problems or failures.

#### Display 128 Zones

View all 128 zones on a single screen; easily scan active alarms throughout the entire system.

#### One-Touch Zoom

With one-touch zoom in/out capabilities, quickly zero-in-on a specific zone group, increasing the tile size and information visible for each

#### Filter Zones By Status

Easily view zones that may need immediate attention. For example, by selecting the Bypass Mode icon, any zone that is currently set on bypass is isolated.

#### Filter Zones By Type

Quickly view all zones of a specific function. For example, by selecting the Temperature icon, all zones associated with temperature are isolated and can be viewed at once.

#### Historical Information

With one touch, view historical information and records for each zone.

#### Easily Adjust Values

Within each individual zone, click the Pencil icon to easily adjust values and limits such as temperature setpoints.



ITEM NO.	DESCRIPTION
ALAA128T	Agri Alert 128 Touch

### Agri Alert 128 Touch Parts

#### Power Supply

Enclosed, Conformal Coated AC DC Converters  
1 Output 24V 10A 85 ~ 264 VAC Input



ITEM NO.	DESCRIPTION
ALAA128TPS	Power Supply


#### Battery Box Assembly

Assembly includes 12V battery and box.



ITEM NO.	DESCRIPTION
ALAA128TBA	Battery Box Assembly

#### Back Board



ITEM NO.	DESCRIPTION
ALAA128TBB	Back Board

#### Front Cover



ITEM NO.	DESCRIPTION
ALAA128TFC	Front Cover

#### Phone Modem



ITEM NO.	DESCRIPTION
ALAA128TPM	Phone Modem

#### TP 8 Expansion Module



ITEM NO.	DESCRIPTION
ALAAEMTP8	TP 8 Expansion Module

#### 12V Alarm Battery 7Amp/Hr



ITEM NO.	DESCRIPTION
ALB12V7A	12V Alarm Battery 7Amp/Hr

## Agri Alert 800EZ

The Agri-Alert 800EZL is a complete alarm system that can monitor outside temperature, power, feed and watering systems, burglary, bio-security and more. This system constantly monitors your operation and quickly notifies you upon the detection of common site problems or failures. Call in from off-site for zone temperature and system status reports.

### FEATURES

- Graphical LCD screen allows you to view information quickly and clearly and is easy to navigate through menus
- Monitor up to 8 zones
- Acknowledge alarms by phone
- Call in from off site for zone temperature and system status report
- Spike Block surge/lightning protection on all zone inputs and system outputs
- Reliable rechargeable battery back-up
- Programmable alarm recall feature for acknowledged but unresolved alarms
- Self-diagnostics of complete system including wiring, sensors, outputs, fuses, battery, and more
- Independent output for a local siren or revolving light
- Non-volatile memory for all programmed parameters
- Security with up to 10 programmable user access codes
- Alarm memory log with time, user & date stamp
- Dialing of alarms to multiple phone numbers
- Built-in phone line seizure for added security
- Share phone line with other devices, no second line required
- Off-site phone-in capabilities for checking temperatures and other system functions
- Moisture and dust-tight ABS enclosures for harsh environment locations




ITEM NO.	DESCRIPTION
ALAA800	Agri Alert 800EZ Dialer Alarm Control

- All zones can be bypassed individually or in groupings
- Any zone can be configured for dry contact, temperature or burglary


## Agri Alert 800EZ Parts

### Back Board



ITEM NO.	DESCRIPTION
ALAA800EBB	Back Board

### Phone Card



ITEM NO.	DESCRIPTION
ALAA800EPC	Phone Card

### Outdoor Temp Card



ITEM NO.	DESCRIPTION
ALAA8000TC	Outdoor Temp Card

### Front Cover & Top Board



ITEM NO.	DESCRIPTION
ALAA800EFC	Front Cover & Top Board

### Battery



ITEM NO.	DESCRIPTION
ALAA800EZB	Battery

### Agri Alert Temperature Sensors



ITEM NO.	DESCRIPTION
ALAAS018	Agri Alert Sensor w/ 18" Cord
ALAAS12	Agri Alert Sensor w/ 12' Cord
ALAAS30	Agri Alert Sensor w/ 30' Cord

## Sensaphone

### Protect Your Investments Even When You're Away.

The Sensaphone® Alarm Monitor is an inexpensive way to monitor any type of facility. Once the Sensaphone® detects a problem, it automatically starts dialing your pre-programmed phone numbers and advises you of the problem. It continues to dial until someone responds to the call.

#### SENSAPHONE 400 FEATURES

- Each unit monitors power and temperature
- 4 configurable inputs
- Dials up to 4 phone numbers
- Line seizure feature gives the unit the ability to "seize" the line when it needs to dial unit
- Custom voice messaging
- Dials a pager or cell phone
- Listen-In feature allows you to hear on-site sounds
- Output for siren



#### SENSAPHONE 800 FEATURES

- 8 configurable inputs
- Dials up to 8 phone numbers
- Monitors power and temperature
- Line seizure feature gives the unit the ability to "seize" the line when it needs to dial out
- Custom voice messaging
- Dials your pager or cell phone
- Listen-In feature allows you to hear on-site sounds
- Siren output



#### SENSAPHONE 1200 FEATURES

- A supervised internet connection assures the Sentinel is online and monitoring at all times
- Store your sensor readings in "the cloud" to automatically protect against data loss and provide limitless information storage.
- Receive alarm notifications through an Internet or cellular connection
- Notifies an unlimited number of people by e-mail, text message or voice phone calls in the event of an alarm
- Up to 12 external sensors monitor temperature, humidity, water & more
- Available with an optional cellular modem for operation in locations where telephone or internet service is unobtainable
- Temperature sensing range of -109° to 168°F | -85° to 76°C
- Manage multiple units, make programming changes and access status conditions using a simple, powerful web-based interface
- Available in a NEMA-4X weatherproof enclosure for installation in wet or dirty environments
- Made in USA



### Sensaphone Temperature Sensor

- Small weatherproof temperature probe
- For indoor/outdoor temperature monitoring with a Sensaphone
- Stainless steel housing with a moisture resistant seal



ITEM NO.	DESCRIPTION	ITEM NO.	DESCRIPTION
ALSP0400	Sensaphone 400 Alarm	ALSPSSK	Siren Kit f/ Sentinel
ALSP0800	Sensaphone 800 Alarm	ALSPRS	Sensaphone Temperature Sensor
ALSPS12	Sentinel 1200		

## Alarm Siren

ITEM NO.	DESCRIPTION
ALS	Alarm Siren



## Alarm Batteries



ALB12V9A



ALAAB12

ITEM NO.	DESCRIPTION
ALB12V9A	12V Alarm Battery 9 Amp/Hr
ALAAB12	12V Alarm Battery 5 Amp/Hr

## Thermal Alarm Thermostat

The Thermalarm III uses sealed magnetic switches to trigger an alarm condition. The Thermalarm III features a normally open dry contact that will close upon the temperature exceeding the high or low temperature alarm set-points, activating an alarm.



#### FEATURES/ADVANTAGES

- Corrosion resistant
- Simple set-hand adjustment
- Quick to respond to temperature change
- Works with most alarms
- Temperature Range: 20° - 110° F

ITEM NO.	DESCRIPTION
ALTA	Thermal Alarm Thermostat

## Normally Closed Thermal Alarm Thermostat

The Thermalarm III uses sealed magnetic switches to trigger an alarm condition. The Thermalarm III features a normally closed dry contact that will open upon the temperature exceeding the high or low temperature alarm set-points, activating an alarm.



#### FEATURES/ADVANTAGES

- Corrosion resistant
- Simple set-hand adjustment
- Quick to respond to temperature change
- Works with most alarms
- Temperature Range: 20° - 110° F

ITEM NO.	DESCRIPTION
ALTANC	N.C. Thermal Alarm Thermostat



# Fans

## Val-Co

### Galvanized Z-Fans

### *The next big thing in rust-resistant ventilation,*

The Z-Fan is coated with a unique alloy compound that is more durable than galvanized steel and more cost-effective than fiberglass.

#### FEATURES

- Superior protection against ammonia and moisture that cause corrosion on the parts that need it most: housing panels, cone sections, and dampers.
- The "self-healing" coating forms a protective layer over cut edges and scratches over time to increase fan life.

*\*The Z-Fan housing is covered by a 7 year warranty when used in poultry applications.*



ITEM NO.	DESCRIPTION
FNVH36ZGG	36" Slantwall Hypermax Z-Fan
FNVH48ZGG	48" Slantwall Hypermax Z-Fan
FNVH54ZGG	54" Slantwall Hypermax Z-Fan



Z-FAN	36" SLANTWALL HYPERMAX	48" SLANTWALL HYPERMAX	54" SLANTWALL HYPERMAX
	FNVH36ZGG	FNVH48ZGG	FNVH54ZGG
Rough Opening	44.5" x 43.5"	55.5" x 55.5"	60.25" x 60"
Blade	Galvanized	Galvanized	Galvanized
Frame	Galvanized	Galvanized	Galvanized
HP	0.5 HP	1.5 HP	1.5 HP
Voltage	230 V	230 V	230 V
Phase	1	1	1
0.05"	11200 CFM, 19.4 CFM/Watt	25200 CFM, 20.2 CFM/Watt	29900 CFM, 20.6 CFM/Watt
0.10"	10300 CFM, 17.0 CFM/Watt	23900 CFM, 17.7 CFM/Watt	28100 CFM, 18.7 CFM/Watt

### Fiberglass Fans



- Corrosion-resistant, molded fiberglass housing.
- Optimized use of motor's power curve.
- Sealed ball bearing and thermal overload protection.
- Exhaust cones available in fiberglass or poly

ITEM NO.	DESCRIPTION
FNVH36FBC	36" Fiberglass Hypermax Fan
FNVH36FBCS	36" Fiberglass Hypermax Fan
FNVH50FGC	50" Fiberglass Hypermax Fan
FNVH50FSC	50" Fiberglass Hypermax Fan
FNVH54FSC	54" Fiberglass Hypermax Fan
FNVH54FGC-HO	54" Fiberglass Fan (High Output)




FIBERGLASS FAN	36" FIBERGLASS HYPERMAX	36" FIBERGLASS HYPERMAX	50" FIBERGLASS HYPERMAX	50" FIBERGLASS HYPERMAX	54" FIBERGLASS HYPERMAX	54" FIBERGLASS (HIGH OUTPUT)
ITEM #	FNVH36FBC	FNVH36FBCS	FNVH50FGC	FNVH50FSC	FNVH54FSC	FNVH54FGC-HO
Rough Opening	44.5" x 44.5"	44.5" x 44.5"	56" x 58"	56" x 58"	60" x 60"	60" x 60"
Blade	Aluminum	Aluminum	Aluminum	Aluminum	Aluminum	Aluminum
Frame	Galvanized	Stainless Steel	Galvanized	Stainless Steel	Stainless Steel	Galvanized
HP	0.5 HP	0.5 HP	1.5 HP	1.5 HP	1.5 HP	1.5 HP
Voltage	230 V	230 V	230 V	230 V	230 V	230 V
Phase	1	1	1	1	1	1
0.05"	10500 CFM, 19.0 CFM/Watt	10500 CFM, 19.0 CFM/Watt	24300 CFM, 18.9 CFM/Watt	23800 CFM, 22.1 CFM/Watt	28900 CFM, 24.6 CFM/Watt	30700 CFM, 22.6 CFM/Watt
0.10"	9600 CFM, 16.7 CFM/Watt	9600 CFM, 16.7 CFM/Watt	22900 CFM, 17.4 CFM/Watt	22300 CFM, 20.0 CFM/Watt	27000 CFM, 21.9 CFM/Watt	28800 CFM, 20.4 CFM/Watt

## Val-Co

### Butterfly Fans

VAL-CO HyperMAX Galvanized Damper fans feature all of the top performing features of the standard galvanized fans with an added damper to allow more control over airflow through the house.



BUTTERFLY Z-FAN	48" HYPERMAX BUTTERFLY Z-FAN	54" HYPERMAX BUTTERFLY Z-FAN
ITEM #	FNVH48ZGGB	FNVH54ZGGB
Rough Opening	55.5" x 55.5"	60.25" x 60.25"
Blade	Galvanized	Galvanized
Frame	Galvanized	Galvanized
HP	1.5 HP	1.5 HP
Voltage	230 V	230 V
Phase	1	1
0.05"	24200 CFM, 19.8 CFM/Watt	28900 CFM, 20.8 CFM/Watt
0.10"	22700 CFM, 17.9 CFM/Watt	27000 CFM, 18.7 CFM/Watt

ITEM NO.	DESCRIPTION
FNVH48ZGGB	48" Hypermax Butterfly Z-Fan
FNVH54ZGGB	54" Hypermax Butterfly Z-Fan

### Parts for Butterfly Fans

ITEM NO.	DESCRIPTION
FNVHBD	Butterfly Damper Spring
FNVHBIWC	Butterfly Inside Wire Clip

### Box Fans

#### FEATURES

- Heavy-duty PVC coated
- Welded wire guard screen
- Snap together guard screen for fast removal
- Versatile mounting options for most locations



Phase: 1  
Volts: 110-115/220-230  
CFM: 10520  
CFM/Watt: 20.4

ITEM NO.	DESCRIPTION
FNVB36DZ	36" Box Z-Fan (Direct Drive)

### Motors



ITEM NO.	DESCRIPTION	POWER
MTMF05030	Marathon Motor for 36" Fan	½ HP, 1725 RPM
MTMF10030	Marathon Motor 48" & 50" Fan	1 HP, 1725 RPM
MTF112172556	Marathon Motor for 54" Fan	1½ HP, 1725 RPM

### Fan Blades



ITEM NO.	DESCRIPTION
FNB36VA062	Fan Blade for 36" Box Z Fan
FNB36VH100G	Fan Blade for 36" Z-Fan
FNB48VH100G	Fan Blade for 48" Z-Fan
FNB54VH100G	Fan Blade for 54" Z-Fan
FNB36VHC	Cast Blade for 36" Fiberglass Fan
FNB50VHC	Cast Blade for 50" Fiberglass Fan
FNB54VHC	Cast Blade for 54" Fiberglass Fan

### Fan Bearings



ITEM NO.	DESCRIPTION
BRPB16GFYH	1" Cast Pillow Block Bearing for Val-Co Fans

## Val-Co

## Pulleys



Plastic Pulleys



Motor Pulleys



ITEM NO.	DESCRIPTION
<b>PLASTIC PULLEYS</b>	
VAP801	8.25" x 1" Plastic Pulley for 36" Fan
VAP901	9.25" x 1" Plastic Pulley for 48" Fan
VAP101	10.25" x 1" Plastic Pulley for 54" Fan
<b>MOTOR PULLEYS</b>	
VAK3410	AK34 x 3/8" Pulley for 1/2 HP Marathon Motor
VAK3210	AK32 x 3/8" Pulley for 1 HP & 1 1/2 HP Marathon Motor

## Belts



VBAPT

ITEM NO.	DESCRIPTION
VBAX45	47.3" Cogged V Belt for 36" Galvanized Fan
VBAX46	48.3" Cogged V Belt for 48" Galvanized Fan & 36" Fiberglass Fan
VBAX48	50.3" Cogged V Belt for 54" Galvanized Fan & 50" Fiberglass Fan
VBAX52	54" Cogged V Belt for 54" Fiberglass Fan
VBAPT	Power Twist A Link Belt (priced per foot)

## Fan Shafts



ITEM NO.	DESCRIPTION
FNSHVHG	Shaft for Val-Co Hypermax Fan

## Tensioners



FNVBTA



FNBtat




FNTIPC3

Used for Val-Co and Aerotech Fans


ITEM NO.	DESCRIPTION
FNVBTA	Auto Belt Tensioner for Val-Co Fan
FNBtat	Fan Belt Tensioner Arm
FNTIPC3	Cast Idler Pulley for Fan Belt Tensioner

## Grills



ITEM NO.	DESCRIPTION
FNVHGC36	Grill for 36" Hypermax Fan Cone
FNVHGC36W	Grill for 36" White Hypermax Fan Cone
FNVHGC48	Grill for 48" Hypermax Fan Cone
FNVHGC54	Grill for 54" Hypermax Fan Cone

## Fan Cones



Fan Cones - Galvanized



Fan Cones - Fiberglass

ITEM NO.	DESCRIPTION
<b>GALVANIZED</b> - Sold per section. 4 sections per cone.	
FNVHGC36	Cone Section for 36" Hypermax Fan
FNVHGC48	Cone Section for 48" Hypermax Fan
FNVHGC54	Cone Section for 54" Hypermax Fan
<b>FIBERGLASS</b> - 36" and 50" sold as complete cones. 54" sold per section.	
FNCVP36W0	Cone for 36" Fiberglass Fan (2 pieces per cone)
FNVF50C	Cone for 50" Fiberglass Fan (1 piece per cone)
FNVHFC54	Cone Section for 54" Fiberglass Fan (4 sections per cone)

## Cone Support Straps




ITEM NO.	DESCRIPTION
FNVHGCSS36	Support Strap for 36" Hypermax
FNVHGCSS48	Support Strap for 48" Hypermax
FNVHGCSS54	Support Strap for 54" Hypermax



## Aerotech

### Classic Fans

- High airflow performance, reduces the total number of fans needed
- Cast-aluminum 3-blade airfoil propeller
- Tapered housings and extended cones



ITEM NO.	DESCRIPTION
FNAC14	14" Classic Fan
FNAC16	16" Classic Fan
FNAC18	18" Classic Fan
FNAC24	24" Classic Fan

### Box Fans

- Direct drive only
- Motors are totally enclosed
- Wood housing



ITEM NO.	DESCRIPTION
FNAG36BWDD	36" Grower Wood Box Fan (Direct Drive)

### Panel Fans



ITEM NO.	DESCRIPTION
FNAG36PDD	36" Grower Panel Fan (Direct Drive)
FNAG36PBD	36" Grower Panel Fan (Belt Drive)

## Fan Motors



ITEM NO.	DESCRIPTION	HP / RPM
MTAFM181725	Motor for 14" Classic Fan	1/8 HP 1625 RPM
MTAFM141625	Motor for 16" Classic Fan	1/4 HP 1625 RPM
MTAFM131625	Motor for 18" Classic Fan	1/3 HP 1625 RPM
MTAFM131075	Motor for 24" Classic Fan	1/3 HP 1075 RPM
MTAFM12825SS	Motor for 36" Box Fan & 36" Direct Drive Panel Fan	1/2 HP 825 RPM
MTAFM121725	Motor for 36" Belt Drive Panel Fan	1/2 HP 1725 RPM

## Fan Blades



FNB14A



FNB36AVBD

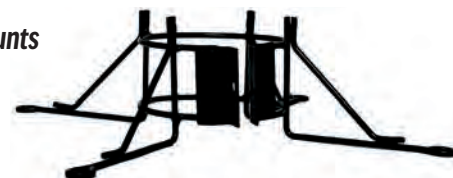
ITEM NO.	DESCRIPTION
FNB14A	Fan Blade for 14" Fan
FNB16A	Fan Blade for 16" Fan
FNB18A	Fan Blade for 18" Fan
FNB24A	Fan Blade for 24" Fan
FNB36AVBD	Fan Blade for 36" Belt Drive Fan
FNB36AVDD	Fan Blade for 36" Direct Drive Fan
FNB48AGBD	Fan Blade for 48" Belt Drive Grower Fan
FNB51AV	Fan Blade for 51" Vortex Fan
FNB55AV	Fan Blade for 55" Vortex Fan

## Fan Shafts



ITEM NO.	DESCRIPTION
FNSHAG36	Fan Shaft for 36" Belt Drive Panel Fan
FNSHAG48	Fan Shaft for 48" Belt Drive Panel Fan
FNSHAV51	Fan Shaft for 51" Vortex Fan
FNSHAV55	Fan Shaft for 55" Vortex Fan

## Motor Mounts



ITEM NO.	DESCRIPTION
FNACMM14	Motor Mount for 14" Classic Fan
FNACMM18	Motor Mount for 16" & 18" Classic Fan
FNACMM24	Motor Mount for 24" Classic Fan

## Multifan

## Panel Fans

**Multifan**  
 Ventilation Equipment


ITEM NO.	DESCRIPTION
FNMF14PPG24	14" Poly Panel Fan
FNMF18PPG24	18" Poly Panel Fan
FNMF24PPN24	24" Poly Panel Fan



PANEL FAN	14"	18"	24"
ITEM #	FNMF14PPG24	FNMF18PPG24	FNMF24PPN24
Voltage	240	240	240
CFM @ 0" S.P.	2170	3790	7110
RPM	1600	1600	1000
Amps	1.00	1.60	3.10
Speed Controllable	Yes	Yes	Yes

## System 4 Fans

ITEM NO.	DESCRIPTION
FNMF18S4	18" System-4 Fan
FNMF24S4	24" System-4 Fan



SYSTEM 4 FAN	18"	24"
ITEM #	FNMF18S4	FNMF24S4
Voltage	240	240
0.05" S.P.	3470	6520
0.10" S.P.	3321	6290
RPM	1600	1000
Amps	1.45	3.10

## Turbo Fans

**Multifan**  
 Ventilation Equipment


TURBO FAN	36"
ITEM #	FNMF36T24
Voltage	240
CFM	12,840
RPM	770
Amps	3.50



ITEM NO.	DESCRIPTION
FNMF36T24	36" Turbo Fan
FNMBCL	Ceiling Mount Bracket for 36" Turbo Fan

## V-Flo Fans

ITEM NO.	DESCRIPTION
FNMFVF120	120V V-Flo Fan
FNMFVF240	240 V V-Flo Fan



V-FLO FAN	120 V	240 V
ITEM #	FNMFVF120	FNMFVF240
Voltage	120	240
CFM	3050	3050
RPM	1140	1130
Amps	2.0	0.9
Speed Control	Yes	Yes

## Double L

## Circulating Fans



## FEATURES


- Reduces temperature stratification by mixing cold air on floor with hot ceiling air, tempering air and creating more uniform air temperatures throughout house
- Less heater cycle times and lower fuel costs
- Drier litter, lower ammonia concentrations, better flock performance
- Widespread grill reduces dirt buildup and allows for easier cleaning of fan
- Mounting bracket included to easily swivel and tilt fan for ease of cleaning and to change direction and angle of house air circulation
- Very beneficial in old houses that are not tightly sealed

ITEM NO.	DESCRIPTION
FNC18DA	18" Circulating Fan
FNC20DA	20" Circulating Fan
FNC24DA	24" Circulating Fan

CIRCULATING FAN	18"	20"	24"
ITEM #	FNC18DA	FNC20DA	FNC24DA
HP	1/8	1/8	1/8
Voltage	120	120	120
Amps	0.8	1.2	1.3
Low CFM	3500	4350	5600
High CFM	4000	5250	6580
Speed	2	2	2
Phase	1	1	1

## Hessaire Basket Fans

ITEM NO.	DESCRIPTION
FNHA24	24" Hessaire Basket Fan
FNHA36	36" Hessaire Basket Fan



HESSAIRE BASKET FANS		
ITEM #	FNHA24	FNHA36
Size	24"	36"
HP	1/2	1/2
RPM	1725	825
Phase	1	1
Drive	Direct	Direct

## Acme Fan Parts

### Fan Blades



ITEM NO.	DESCRIPTION
FNB36ACBDR	36" Fan Blade for BDR Fan
FNB48ACBDR	48" Fan Blade for BDR Fan
FNB54ACBDR	54" Fan Blade for BDR Fan

### Fan Shafts



ITEM NO.	DESCRIPTION
FNSACBDR36	36" Shaft for BDR Fan
FNSHACBDR48	48" Shaft for BDR Fan
FNSHACBDR54	54" Shaft for BDR Fan

## Ceiling Fans



ITEM NO.	DESCRIPTION
ERCF	48" Ceiling Fan
CFSC120	Ceiling Fan Speed Control/2 Fan Max
CFSC1205	Ceiling Fan Speed Control 5 Fan Max

## Coolair Fan Parts

### Fan Blades



ITEM NO.	DESCRIPTION
FNB36CA	36" Fan Blade (price for one blade)
FNB48CA	48" Fan Blade (price for two blades)

### Hubs

ITEM NO.	DESCRIPTION
FNCA36H	36" Coolair Hub - 13" Diameter
FNCA48H	48" Coolair Hub - 15" Diameter



### Shaft & Bearing Assemblies

ITEM NO.	DESCRIPTION
FNCSA36	36" Fan Shaft & Bearing Assembly
FNCSA48	48" Fan Shaft & Bearing Assembly











### Maintenance Tips for Fans

- Make sure the propeller is secure on the shaft and there are no signs of damage.
- Ensure the belts are properly tensioned.
- Lubricate the pillow block bearings on a quarterly basis.
- Clean the fan. Using a brush or cloth, remove any dust from the motor.  
**DO NOT USE A PRESSURE WASHER ON THE MOTOR!**
- Clean excess dirt from the fan shutters. Dirty fan shutters can cause a 45% loss of your fan's capacity.
- Clean dust from the fan guards with a brush. Excess dust can reduce airflow.
- Remove any dust from the fan housing using a pressure washer.



## Fan Shutters

### White Plastic Shutters

ITEM NO.	DESCRIPTION	ACTUAL DIMENSIONS
FNSAV14	14" Plastic Shutter 	19½" x 19½"
FNSAV1618	16" & 18" Plastic Shutter 	21⅝" x 21⅝"
FNSAV24	24" Plastic Shutter 	27⅞" x 27⅞"
FNSAV36	36" Plastic Shutter 	41⅞" x 41⅞"
FNSVP36W	36" Plastic Shutter 	42¾" x 42¾"
FNSVP48W	48" Plastic Shutter 	54½" x 54½"
FNSVP50W	50" Plastic Shutter 	54" x 56⅞"
FNSAV51	51" Plastic Shutter 	55⅞" x 56⅞"
FNSVP54W	54" Plastic Shutter 	59" x 59"



### Black Plastic Shutters



ITEM NO.	DESCRIPTION	ACTUAL DIMENSIONS
FNSVP36B	36" Plastic Shutter (Val-Co)	42¾" x 42¾"
FNSVP48B	48" Plastic Shutter (Val-Co)	54½" x 54½"
FNSVP50B	50" Plastic Shutter (Val-Co)	54" x 56⅞"
FNSVP54B	54" Plastic Shutter (Val-Co)	59" x 59"

### Aluminum Shutters



ITEM NO.	DESCRIPTION	ACTUAL DIMENSIONS
FNS24D	24" Dayton Fan Shutter	24" x 24"
FNS30D	30" Dayton Fan Shutter	30" x 30"
FNS36D	36" Dayton Fan Shutter	36" x 36"
FNS42D	42" Dayton Fan Shutter	42⅞" x 42⅞"
FNS48D	48" Dayton Fan Shutter	48⅞" x 48⅞"

### Plastic Fan Shutter Parts



Plastic Shutter Flaps



FNSVPLT

ITEM NO.	DESCRIPTION
FNSVPF36	36" Plastic Shutter Flap
FNSVPF48	48" Plastic Shutter Flap
FNSVPF54	54" Plastic Shutter Flap
FNSVPLT	Plastic Shutter Turn Latch

### Motorized Shutters



FNSMD120240



ITEM NO.	DESCRIPTION	ACTUAL DIMENSIONS
FNSM30A	30" Aluminum Shutter	30¼" x 30¼"
FNSM36A	36" Aluminum Shutter	36¼" x 36¼"
FNSMD120240	Dual Voltage Shutter Motor	

### Fan Doors



TFCE6666



TFCSW6666



INTDLE



INTDLEF

ITEM NO.	DESCRIPTION
TFCSW6666	68" x 68" Southwest Fan Cover
TFCE6666	68" x 68" Eagan Tunnel Fan Cover
INTDLEF	Tunnel Door Latch (New)
INTDLE	Tunnel Door Latch (Old)
INTDLE11	R-11 Tunnel Door Latch

### Fan Covers



ITEM NO.	DESCRIPTION
FNCC36.5	Elastic Fan Cone Cover 36"-52" Diameter
FNCC52	Elastic Fan Cone Cover 52"-72" Diameter

### Zipper Covers



INTL4

ITEM NO.	DESCRIPTION
ZCF66W70H	Zipper Cover for Fan 66" W x 81" H
ZCF62W69H	Zipper Cover for Fan 62" W x 69" H
INTL4	4" Turn Latch

## Inlets

### Tunnel Doors

**EAGAN**


#### FEATURES

- Superior air mixing
- Eliminates dead air spaces or hot spots
- .019 smooth aluminum or .045 fiberglass available in black or white
- Available with an R-7 or R-11 insulation value
- Very easy to install and operate
- Wide range of sizes available

ITEM NO.	DESCRIPTION
INTDE580	5' x 80" Tunnel Door



## Tunnel Door Parts



## Aerotech



## FEATURES

- PVC construction
- Low volume air flow
- Top edge seal to prevent air leaks
- Uses standard cable or rod.  
Framed opening: 7½" x 47"



ITEM NO.	DESCRIPTION
INDA848FL	8" x 48" Frameless Inlet Door

## Double L

## 2' x 2' Drop Down Ceiling Vent



Rough Opening: 23.75" x 23.75"

This inlet's 360° radius corner design increases fuel savings, air distribution and air mixing, as well as produces drier litter, and decreases humidity.

ITEM NO.	DESCRIPTION
INCVDL2731	2' x 2' Jet Air Drop Down Ceiling Vent
INCVDL2747	Counterweight Kit f/ 2x2 Ceiling Vent
INCVDL2747	Plastic Winch Arm f/ 2x2 Ceiling Vent

## Double L

## TJ4200 Ceiling Air Inlet



- Approx. 1,812 cfm @ .125 SP; Rough opening 22.5" x 22.5"
- 4-Directional louvers direct air along the ceiling and hold air up longer while mixing with room air, distributing air evenly
- Mixes warm tempered air from attic with house air along ceiling for better mixing and prevents downdrafts on birds
- Less drafty conditions and chilling during brooding
- Engineered to allow more CFM through inlet and operates at a higher static pressure for better air mixing
- More uniform house temperatures during minimum ventilation
- Drier litter, lower fuel costs, and lower ammonia concentrations
- Easy snap together assembly – no tools required

ITEM NO.	DESCRIPTION
INTJ4200	TJ4200 Ceiling Air Inlet

## 2 Way Ceiling Vents

These inlets are great for when you need precise control of air movement. The curved blades direct air along the ceiling, providing proper air mixing, minimizing condensation, and preventing the inlets from freezing up. They are constructed of PVC and are able to withstand pressure washing, but are fully insulated to prevent condensation. There is no exposed insulation on the lid. Mounting hardware comes preinstalled in the inlet for easier installation.



ITEM NO.	DESCRIPTION	SPECS
INCVDL2731	27 x 31 2-Way Ceiling Vent	Approx. 3,107 cfm @ 0.10 SP; Framed Opening: 29" x 24.75"
INCVDL2747	27 x 47 2-Way Ceiling Vent	Approx. 4,750 cfm @ 0.10 SP; Framed Opening: 44" x 24.75"



## Double L

### Curved Plastic Sidewall Inlets

These are actuated inlets with an aerodynamic, curved blade that directs fresh air along the ceiling to the peak for maximum air mixing. It has a fully insulated blade to minimize sweating in cold climates and is made out of all PVC, making it resistant to corrosion and infestations.



INDPCCSW4612

ITEM NO.	DESCRIPTION	SPECS
INDPCCSW4608	8" Inlet	Approx. 2,500 cfm @ 0.1 SP Framed Opening: 46.5" x 8.5"
INDPCCSW4612	12" Inlet	Approx. 2,500 cfm @ 0.1 SP Framed Opening: 46.5" x 12.5"
INDPCCSWL	Plastic Latch for Curved Ceiling Inlet	

### WallMount Inlets



ITEM NO.	DESCRIPTION	OPENING SIZE
INDPCWSW4413	44 x 13 Curved Plastic Wall Mount Inlet Door	Rough Opening: 44½" x 13½". Framed Opening: 44" x 13½"

## Val-Co

### Sidewall Inlet



- Rough Opening: 11¼" x 44½"
- Latest in aerofoil technology design throws air to the center of the building
- Insulated doors minimize condensation
- Reinforced doors seal tightly with industrial weather-stripping
- Side seals assure proper airflow direction
- Injection molded framed components ease assembly
- Full length corrosion resistant hinge
- Constructed of tough polymer materials
- Pre-assembled inlet doors minimize installation time

ITEM NO.	DESCRIPTION
INDV942CPS	9 x 42 Curved Plastic Sidewall Inlet Door

## Galvanized Inlets



INDC8G



INDSWG946

ITEM NO.	DESCRIPTION	OPENING SIZE
INDC8G	8" Galvanized Continuous Inlet Door	8" opening needed for installation
INDC12G	12" Galvanized Continuous Inlet Door	12" opening needed for installation
INDSWG946	8" x 46" Galvanized Sidewall Inlet Door	Rough Opening: 8½" x 46½"

## Inlet Parts



INDLB



INDGLB



INDSWGWB



INGDL



INADLS

ITEM NO.	DESCRIPTION
INDLB	Lift Bracket for Inlet Door
INDHS	SS Hinge for Galvanized Inlet Door
INDGLB	Galvanized L Bracket for Inlet Door
INDSWGWB	Winching Bracket for Galvanized Sidewall Inlet Door
INGDL	Galvanized Inlet Door Latch
INADLS	Inlet Door Latch Spacer (White)

## Evaporative Cooling

### Cool Cells

#### Cool Cell Kit

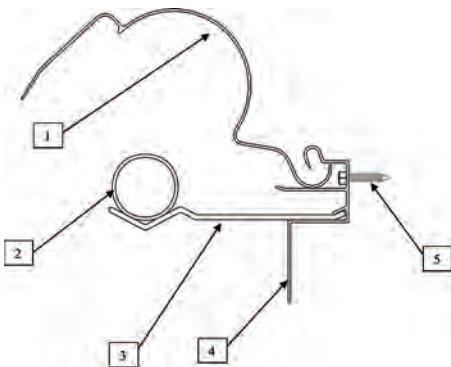


#### KIT COMES WITH

- 10' of trough
- 1 top cover
- 1 extrusion
- 5 hanger brackets
- 1 trough coupler
- 5 pipe hangers
- 1 - 1½" PVC coupler
- 1 - 1½" PVC pipe with holes
- & 20 SS Tek Screws.

ITEM NO.	DESCRIPTION
CCV610K	6" x 10' Cool Cell Kit

#### Cool Cell Header



ITEM NO.	DESCRIPTION	NO. IN DIAGRAM
CCVTC	Aluminum Top Cover	1
CCVPP15H	1½" PVC Pipe w/ Holes	2
CCVWPB	Wire Pipe Hanger Bracket	3
CCVTAE	Top Aluminum Extrusion	4
HRTS1015S	10 x 1½" SS Tek Screw	5

#### Cool Cell Parts



CCVT8A



CCVTHB



PFCP8



CCVTRP



CCVTRC



PFC8

ITEM NO.	DESCRIPTION
CCEC65L	6" x 5' Cool Cell End Cap-Left
CCEC65R	6" x 5' Cool Cell End Cap-Right
CCVT8A	Trough x 8" PVC Adapter
CCVTHB	Trough Hanger Bracket
CCVTRC	Trough Coupler
CCVTRP	8" PVC Trough
PFC8	8" Fernco Coupler
PFCP8	8" Fernco Pipe Cap



OG3456506




CCEHG1

ITEM NO.	DESCRIPTION
CCEHGPT	Extra Heavy Glue (1 Pint)
CCEHG1	Extra Heavy Glue (1 Gallon)
OG3456506	3" White Bristle Chip Brush

#### Cool Cell Pads

Evaporative Cooling Pads are designed for use in an Evaporative Cool Cell System. These systems take advantage of the natural cooling effect of evaporation to combat seasonal dips in production caused by heat stress.

- 6" Thick x 12" Wide
- 15/45 flute
- 1 side-edge guard coated
- Bulk pricing available



ITEM NO.	DESCRIPTION
EVCCP61260	6" x 12" x 60" Cool Cell Pad

## Cool Cells

### Cool Cell Pumps & Parts



ITEM NO.	DESCRIPTION
EVVCCP301V	30 Gallon Goulds Cool Cell Pump (110V)
EWCCP601V	60 Gallon Goulds Cool Cell Pump (110V) ¾ HP
EVVCCP60	60 Gallon Goulds Cool Cell Pump (¾HP 220V)
EVCCSF	Cool Cell Screen Filter
EVCCTFV	Float Valve for Cool Cell Tank
EVCCTFVD	Diaphragm for Cool Cell Float Valve
EVCCTFVRR	Retainer Ring for Cool Cell Float Valve
EVCCTFVSOP	Shut-Off Pad for Cool Cell Float Valve
EVCCDPB	Double Pipe Bracket for Cool Cell (1 Kit)
WTVIH12	½" Val-Co Intake Hose

## SDR Pipe & Fittings



ITEM NO.	DESCRIPTION
PP358	8" SDR 35 Pipe per foot
PP35C8	8" SDR 35 Coupler
PP35CP8	8" SDR 35 Cap
PP35CR8	8" SDR 35 Cross

## Sprinkler Tips

### 180° Tips

The 180° Adjust-a-flow sprinkler tip emits large droplets of water over a diameter ranging from 0' to 16'. The flow rate is adjustable from 1 to 25 GPH

#### FEATURES:

- Threaded for installation on Rigid Risers
- UV-stabilized materials for long life
- Spray Pattern: 180° Fan



ITEM NO.	DESCRIPTION
HGESTA180	180° Adjust-a-flow Sprinkler Tip

### 360° Tips

Durable and reliable, the 360° Vari-Rotor Spray™ Sprinkler emits large droplets of water. The flow rate is adjustable from 1 to 25 GPH with diameter ranging from 0' to 25'.

#### FEATURES

- 'C' frame design for strength and high distribution uniformity
- Full-flow flipper suspended between two bearings for reliable performance
- 10-32 thread for installing into Rigid Risers, tubing & ½" threaded adapters
- UV-stabilized materials for long life

#### SPECIFICATIONS

- Orifice Size: 0.06" max
- 1.8" H x 1.1" W
- Base Type: 10-32 UNF, 0.16" thread



PSI	GPH Flow	Diameter	Stream Height
15	0-22	0'-23'	0"-21"
20	0-26	0'-23'	0"-23"
25	0-39	0'-27"	0"-27"
30	0-33	0'-27"	0"-28"

#### APPLICATIONS

- Landscape areas
- Nurseries
- Home gardens
- Horticultural applications

The 360° Sprinkler Tip produces 24 GPH with a distribution pattern of about 30' in diameter at 20 PSI of pressure.

#### FEATURES

- 'C' frame design for strength and high distribution uniformity
- Full flow flipper suspended between 2 bearings for reliable performance

#### SPECIFICATIONS

- Color: Green
- Orifice Size: 0.055"
- Thread: ½" MNPT
- Dimensions: 1.9" High x 1.8" Wide



ITEM NO.	DESCRIPTION
HGESTS	360° Sprinkler Tip (Green)

The 360° Soaker Tip has a full flow spinner suspended between two bearing for reliable performance. Adjustable flow provides coverage between 34' - 42' in diameter. Threaded ½" MNPT connection. 52.6 GPH at 14 PSI.



ITEM NO.	DESCRIPTION
HGESTL	360° Soaker Tip (Red)

- ½ GPH @ 15-60 PSI

ITEM NO.	DESCRIPTION
HGEDE	Hog Droplet Emitter



## Adaptors



ITEM NO.	DESCRIPTION
HGEA051024	½" F X 10-32 Threaded PVC Adaptor
HGEA051032M	½" M X 10-32 Threaded PVC Adaptor



## Fogger Systems

### Standard Fogger Systems



ITEM NO.	DESCRIPTION
EVP07	¾ HP Booster Pump
EVADV	70 lb. Automatic Drain Valve (Brass)
EVFN.89	White Fogger Nozzle .89 GPH
EVFN	Cream Fogger Nozzle 1.2 GPH
EVFN2	Gray Fogger Nozzle 2 GPH
PPT05X01	½"S x ½"S x ½"T PVC Fogger Tee
PP405	½" PVC Pipe (Schedule 40 pipe. Price per foot.)

### High Pressure Polair Fogger Systems



The Polair High Pressure Fog System atomizes water into billions of micron-sized droplets which flash evaporate upon contact with the air for the greatest possible temperature reduction. They are custom designed and installed with little to no modifications. This system is used in layer, broiler, breeder and turkey houses to provide temperature and humidity control during critical phases of poultry production.

#### POLAIR COOLING BENEFITS:

- Reduces mortality rates caused by heat stress
- Increases egg mass and quantity during the summer
- Accelerates weight gain, allowing broilers to go to market sooner/heavier
- Provides even cooling throughout the building

#### HUMIDIFYING BENEFITS:

- Provides excellent dust control
- Maintains ideal humidity range during brooding
- Disinfection and air sterilization

### Nozzles

ITEM NO.	DESCRIPTION
PANA	Polair Nozzle Assembly
PANT	Polair Nozzle Tip
PANCSF	Flared SS Seal for Nozzle Base
PANCST	SS Seal for Nozzle Tip
PANCVB	Check Valve Ball for Nozzle
PANCVS	Check Valve Spring for Nozzle



PANA

## Fogger Systems

### Brass Compression Fittings



ITEM NO.	DESCRIPTION
PABCC12	½" Brass Coupler
PABCF12	½"Compression x ½" FPT Adaptor
PABCL12	½" Brass Compression L
PABCL12NPT	½"Compression x ½" MPT Elbow
PABCLA1238	½" Compression x ¾" MPT Elbow
PABCF12	½"Compression x ½" MPT Adaptor
PABCF1238	½"Compression x ¾" MPT Adaptor
PABCP12	½" Compression Plug
PABCT12	½" Brass Compression T
PABCT12NPT	½"Compression x ½" MPT Tee
PABV	High Pressure Polair Ball Valve
PABC12N	½" Coupler w/ Nozzle Assembly

### Polair Pressure Regulator

ITEM NO.	DESCRIPTION
PAPRV	Polair Pressure Regulator (5 GPM)



Pressure Regulator

### Pressure Gauge



2000 lb. Pressure Gauge



100 lb. Oil Filled Gauge

ITEM NO.	DESCRIPTION
PAPG2000	Polair 2000 lb. Pressure Gauge
WTPG1000F	100 lb. Gauge Oil Filled

### Pressure Switch



ITEM NO.	DESCRIPTION
PAPS	Polair Pressure Switch

## Solenoids



PASV34L

ITEM NO.	DESCRIPTION
PASV34L	Polair ¾" 24VAC Solenoid-Low Pressure
PASV38	Polair ¾" 24VAC Solenoid-High Pressure

## Relays



PAR24VC43A

ITEM NO.	DESCRIPTION
PAOR9-45A	Polair Overload Relay 9-45 Amp
PAR24VC43A	Polair Relay 24V Coil 43A

## Adjustable Drain Valve



PAADV

ITEM NO.	DESCRIPTION
PAADV	Polair Adjustable Drain Valve

## Fogger System Maintenance Tips

- Clean any debris build-up from around the exterior of the nozzle's orifice. Brushing of the nozzles should be done while the system is in operation.
- Check the operation of the automatic drain valve every month. The valve should seal completely when the system is fully pressurized. If it fails to completely close, remove and inspect for debris caught around the spring or under the plunger.
- Inspect filter cartridges every two weeks. If the supply gauges show a 10-PSI differential between them, this indicates that, at a minimum, the primary filter cartridge requires changing. Dirty filter cartridges **MUST** be discarded, NOT washed and re-used. Dirty filter cartridges left unattended, can lead to plugged nozzles and cause pump cavitation, which can result in expensive pump repairs.
- The 0-100 PSI supply gauges and the 0-2000 PSI system gauge should be inspected monthly.

## Filters & Filter Housings



WTFPA1



WTFPA5S



WTVFH



WTVFHTC



WTVFHW

ITEM NO.	DESCRIPTION
WTFPA1	1 Micron Polair Filter
WTFPA5	5 Micron Polair Filter
WTFPA5S	5 Micron Scale Inhibitor Filter
WTVFH	Val-Co Water Filter Housing
WTVFHOR	Val-Co Filter Housing O Ring
WTVFHTC	Top Cap for Val-Co Filter Housing
WTVFHW	Val-Co Filter Housing Wrench (Polair)

## Cleaners

ITEM NO.	DESCRIPTION
WTFP5	5 Gallon Parafoos

## Cool Cell System Maintenance Tips

- Remove screen/cartridge from filter
- Add 1-2 gallons of Cool N Klean to system storage tank
- Turn pump on continuous flow until pad is completely wet
- Run for approximately one hour or until calcium & deposits are broken down
- Spray Cool N Klean inside the pad to remove dust & spider webs
- Using clear water, rinse pad thoroughly from top to bottom with a hose
- All mineral deposits & algae should be broken down & removed during this process
- Be sure not to use too high of pressure (psi) that would damage the pad
- Empty all the contents of the storage tank
- To control the growth of algae, add 1 -2 ounces of SCI-62 to the storage tank at the start of the season & 1-2 ounces per week during periods of use and after flushing the sump.

## Important!

- To extend the longevity & productivity of your cool cell pads, these cleaning procedures should be done once in the fall and again in the spring before summer usage.





### Take Advantage of Natural Ventilation!

Sturdy Built curtain systems are the long-term solution for proper ventilation on your existing or new facilities. Each custom-fit system is designed for operator convenience and built to withstand harsh environments for many years.

**Contact us for assistance on selecting and installing the best system for your needs.**



Double Roll-Up



Center Roll-Up




Drop & Roll




Single Roll-Up



### Sturdy Built Quality




Premium-Quality 16 oz.  
Super Clear Curtain Material



Aluminum Keder  
Tubing Roll-up System



Galvanized Curtain  
Doors provide easy drive  
accessibility



Birdwire is hot-dipped  
galvanized after welding



Manual or Electric Drives



(Optional) Intelligent  
Environ-tech Curtain  
Automation

**Ask for the Sturdy Built Ventilation Systems Guide for More System Choices!**



## Curtains

**Custom-cut curtains available to fit your application!**  
**Available in 5.3 oz, 6.1 oz, 7.5 oz, and 10 oz.**

**Call us today for your custom curtain!**

### Single Hem Curtain

ALL CURTAIN PRICING IS PER FOOT.

ITEM NO.	DESCRIPTION
CR645	45" Clear 7.5 oz.
CR657	57" Clear 7.5 oz.
CR669BO	69" Black/White 6.1 oz.
CR669	69" Clear 7.5 oz.
CR681	81" Clear 7.5 oz.
CR693	93" Clear 7.5 oz.
CR7105	105" Clear 7.5 oz.

### Double Hem Curtain

ALL CURTAIN PRICING IS PER FOOT.

ITEM NO.	DESCRIPTION
CR618DH	18" Clear 7.5 oz.

### Tunnel Curtain



ALL CURTAIN PRICING IS PER FOOT.

ITEM NO.	DESCRIPTION	HEM SPACING
CR669BO T	69" Black Out Single Hem with 2 Mid Hems	1 <sup>st</sup> mid hem is 18" from the top, 2 <sup>nd</sup> mid hem is 36" from the top
CR669CT	87" Clear Single Hem with 3 Mid Hems	1 <sup>st</sup> mid hem is 18" from the top, 2 <sup>nd</sup> mid hem is 32" from the top, 3 <sup>rd</sup> mid hem is 48" from the top



7.5 OZ. SAMPLE



CR669BO T, CR669BO

### Brood Curtain



**Get your brood curtain from Zeiset today!**

Completely customizable to fit your application, with different ounce material available. Standard curtains are 12' high. Call today for more information.


### Zippered Door Covers



ITEM NO.	DESCRIPTION
CRZED812	8x12 Zipper Cover
CRZED912	9x12 Zipper Cover
CRZED914	9x14 Zipper Cover

### Curtain Cane Switch

ITEM NO.	DESCRIPTION
CRCS	Curtain Cane Switch
SWWCCA	Weathertight Switch for AVS Cane Switch



SWWCCA

CRCS

## Curtain Adhesive

ITEM NO.	DESCRIPTION
CRPA	12 oz. Curtain Patch Adhesive



## Curtain Tape



ITEM NO.	DESCRIPTION
CRT	Curtain Tape (White)


## Curtain Winching Supplies



1400 lb. Winch



Winch Bracket



3/16 Galv. Cable



Screw Hook



1/2 Rope



2" Nylon Pulley



1/2" Cable Clamp



Cable Counter Weight



Curtain Support Bracket



1/2" Black Pipe



EMT Swagged Conduit

ITEM NO.	DESCRIPTION
1X4-12T	1x4-12 Treated Lath
CB316G	3/16" Galv Cable
CBC18G	1/8" Cable Clamp
CBCW	Cable Counter Weight 27 lbs.
CBP2N	2" Nylon Pulley
CBW14	1400 lb. Winch
CBWB	Winch Bracket
CRSB	Curtain Support Bracket
HRSH516	5/16 x 3.5" Screw Hook (Zinc)
PB05T	1/2" Black Pipe
PEMT05S	1/2" EMT Swaged Conduit
RPN532	3/32 Nylon Rope 1000' Roll

## Electric Winches

### SafeTrac Winches

The Curtain and Inlet Operators from VAL-CO® are made for the long haul because they are specifically engineered for optimum performance in the harshest conditions. SafeTRAC Gen III Operators are the most durable performers in the business and they will provide you with a smooth and quiet operation for many years. The newly-redesigned indoor SafeTRAC Gen III Acme-screw models are available in 24", 36", 48", and 72" sizes with a 110/220V, 60/50Hz, 1PH motor for domestic and international use.

#### EACH MODEL ALSO INCLUDES:

- Installation options to fit any application
- Greasable needle bearing pulleys
- Helical gears for maximum efficiency and performance
- Safety features to prevent over-run damage
- Up to 4,000 lb. (1,800 kg.) capacity
- Interior installation
- Polymer thread block engineered for superior performance and longevity

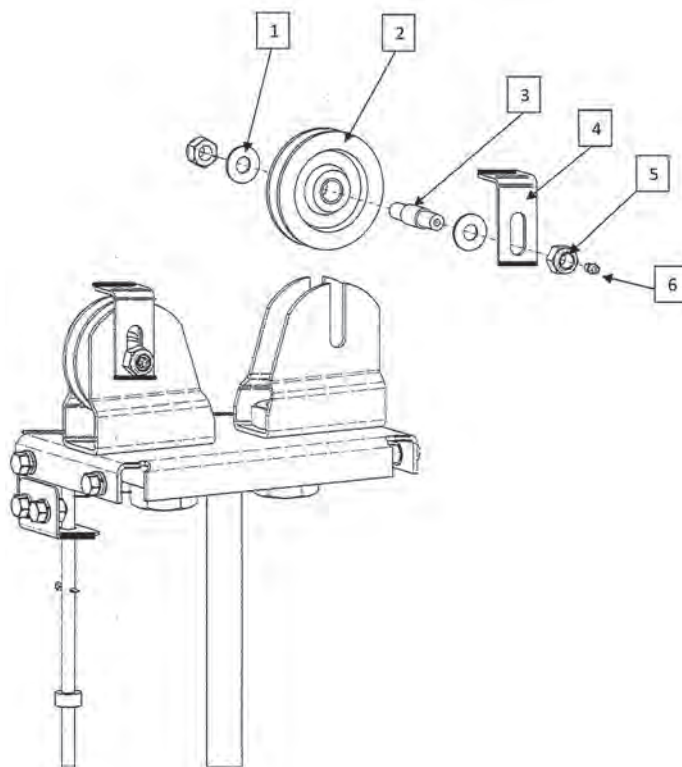
MODEL	LENGTH	TOP ASSEMBLY	VOLTAGE	MANUAL OVERRIDE SWITCH
INVS36110	36	Sprocket	110	YES
INVS36220	36	Sprocket	220	YES
INVS48110	48	Pulley	110	YES
INVS48220	48	Pulley	220	YES



ITEM NO.	DESCRIPTION
INVS36110	36" 110V Val-Co SafeTrac Winch
INVS36220	36" 220V Val-Co SafeTrac Winch
INVS48110	48" 110V Val-Co SafeTrac Winch
INVS48220	48" 220V Val-Co SafeTrac Winch

### Header Assembly With Cable & Pulley

ITEM NO.	DESCRIPTION	NUMBER IN DIAGRAM
½FFW	½" Fender Washer	1
INVSP	Cast Pulley	2
INVSSG	Greasable Shaft f/ Pulley	3
INVSCGB	Cable Guide Bracket	4
INVSSGLN	Lock Nut f/ Greasable Shaft on SafeTrac	5
GFZX18FPT	Grease Zerk w/ ⅜" FPT Adaptor	6

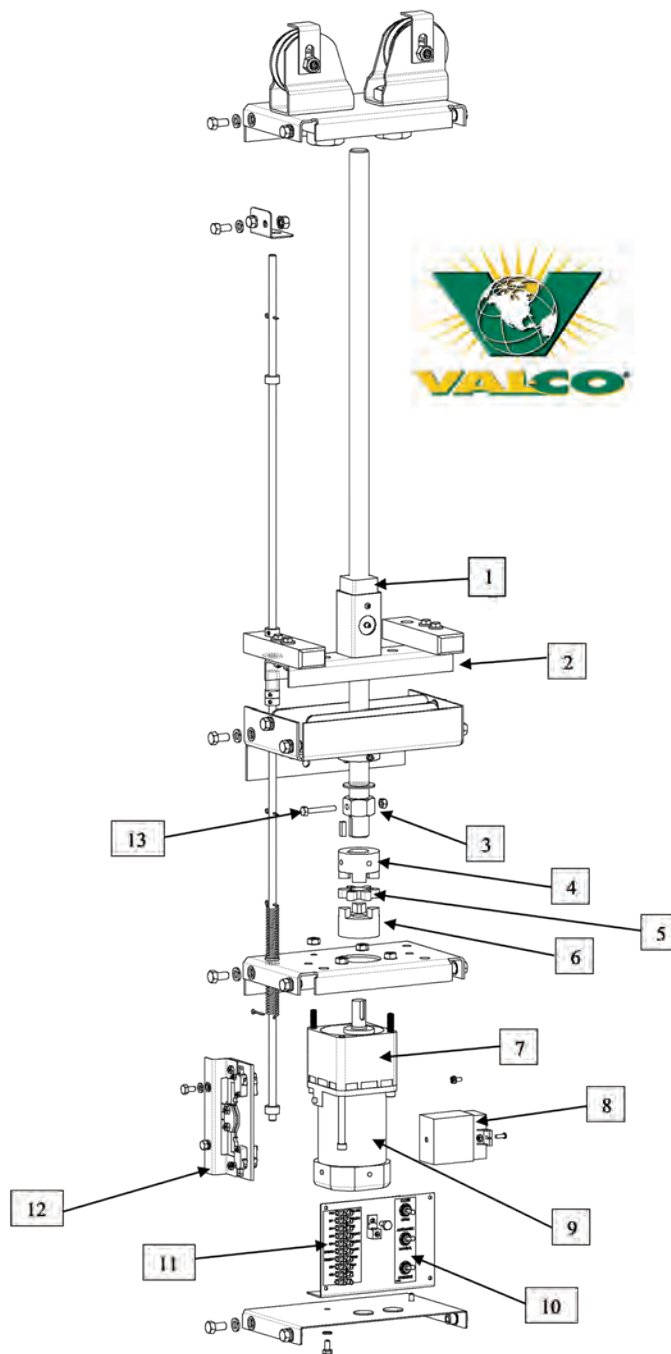


### SafeTrac Winch Maintenance Tips

- Inspect the drive screw & nut. It is recommended that you grease the unit every 1-3 months.
- Grease the zerk fitting on top of the bearing block until fresh grease comes out of the thrust bearing.
- Grease the zerk fitting on both the header pulleys until fresh grease comes out of the sides (cable machines only).
- Inspect and tighten the end-stop collars and limit switch actuation block on the limit switch rod to ensure proper operation of the safety limit switches.
- Inspect cable, pulleys, brackets, hand winches etc. for alignment and premature wear, especially at the beginning of cold weather.
- Inspect bearing by listening for abnormal sound and watching for smooth rotation. Listen to the motor for any abnormal sounds.
- Inspect and tighten all set screws.
- Run the machine in manual mode in both directions to ensure positive shutoff and unrestricted cable movement.



## SafeTrac Diagram



ITEM NO.	DESCRIPTION	NUMBER IN DIAGRAM
INVSLB	Load Block	1
INVSLBA	Load Block Assembly	2
INVSSBCU	Shear Bolt Collar Update Kit	3
SHCJ951	1" x 095 Jaw Coupling	4
INVSLJ95SP	L095 Spider – Black	5
SHCJ9534	3/4" x 095 Jaw Coupling	6
INVSMGB30N	30RPM Gearbox	7
INVSMC110N	Capacitor f/ 110V Motor	8
INVSMC220	Capacitor f/ 220V Motor	8
INVSM110N	110V Motor	9
INVSM220N	220V Motor	9
INVSCS	Circuit Switch Assembly	10
INVSTBUK	Terminal Board Update Kit	11
INVSLSAN	New Nylon Limit Switch Assembly	12
1/2X2BG8	1/2" x 2" Grade 8 Bolt	13
INVSAS36	36" ACME Screw	*
INVSAS48	48" ACME Screw	*

\*Not on diagram

## Old Replacement Parts for SafeTrac Winch




Motor



Gearbox


ITEM NO.	DESCRIPTION
INVSM110	110V Motor
INVSM220	220V Motor
INVSMGB30	30RPM Gearbox f/ SafeTrac Winch

## Aerotech Inlet Winch Parts




ITEM NO.	DESCRIPTION
INABAC1934	Brake f/ Aerotech Inlet Winch
INALSCB	Limit Switch Circuit Board

## Hired Hand PowerTrak Winch Parts



ITEM NO.	DESCRIPTION
INWHPM30	Motor 30 RPM
INWHPLSA9	Limit Switch Assembly (9-Wire)
INWHPLB	Load Block
INWHPLBON	Nylon Load Block Only
INWHPWC93	9-3 Wire Conversion Kit

## Agri Vent Winch Parts



ITEM NO.	DESCRIPTION
INAVCMB	Curtain Machine Brake
INAVBR	Bridge Rectifier
INWAVMBN	Mini Ball Screw Nut Only
MTAVI23	23 RPM Inlet Motor
MTAVI40	40 RPM Inlet Motor 220V
MTAVI107	107 RPM Inlet Motor

ITEM NO.	DESCRIPTION
INWAVID3	3' Inside Drive
INWAVID4	4' Inside Drive
INWAVSMBNA18	18" Mini Ball Screw Shaft & Nut Assembly
INWAVSMBNA48	48" Mini Ball Screw Shaft & Nut Assembly

## Winching & Hardware

### Winches



CBW600



CBW14



CBW32H2S



ITEM NO.	DESCRIPTION
CBW600	600 lb. Hand Winch
CBW14	1400 lb. Hand Winch
CBW32H2S	3200 lb. Hand Winch

### 2000 lb. Worm Gear Winch

#### FEATURES

- 2000 lb. capacity
- Self-braking
- 41:1 gear ratio
- Loop drive
- Drum dimensions: 4 $\frac{3}{4}$ " OD & 1 $\frac{1}{4}$ " ID
- $\frac{7}{8}$ " cable capacity: 134' (67' per side)
- Oven-cured epoxy coating lasts longer than conventional zinc, chrome, or enamel finish
- Shafts and gears are made of high tensile alloy steel
- All gears are heat-treated, high-carbon steel to provide longer life



CBW20W

### 2000 lb. Ratchet Style Winch

#### FEATURES

- Ratchet style ceiling winch with split drum design
- 2000 lb. capacity (rated on the 1<sup>st</sup> layer of the drum)
- 22.8 : 1 ratio
- Alternative to 2000 lb. worm gear winch



CBW20R

### 5000 lb. Winch

#### FEATURES

- 5000 lb. capacity
- 2500 lb. working load (1250 lbs. pulling in opposite directions)
- 90:1 ratio
- 2" diameter divided reel
- Holds approximately 64' of  $\frac{3}{16}$ " cable
- Reel is pre-drilled and tapped to accept strap kit
- Can replace 2 conventional winches
- Oven-cured epoxy coating lasts longer than conventional zinc, chrome, or enamel finish
- Shafts and gears are made of high tensile alloy steel
- All gears are heat-treated, high-carbon steel to provide longer life
- Recommended 2:1 double-back for loads exceeding 2500 lbs.



CBW5000

### Electric 5000 lb. Feeder Winch

#### FEATURES

- 5000 lb. capacity
- 2500 lb. working load (1250 lbs. pulling in opposite directions)
- 90:1 ratio
- 2" diameter divided reel
- Holds approximately 64' of  $\frac{3}{16}$ " cable
- Reel is pre-drilled and tapped to accept strap kit
- Can Replace 2 Conventional Winches
- Oven-cured epoxy coating lasts longer than conventional zinc, chrome, or enamel finish
- Shafts and gears are made of high tensile alloy steel
- All gears are heat-treated, high-carbon steel to provide longer life
- Recommended 2:1 double-back for loads exceeding 2500 lbs.



CBW5000E

ITEM NO.	DESCRIPTION
CBW20W	2000 lb. Worm Gear Winch
CBW20R	2000 lb. Ratchet Style Winch
CBW5000	5000 lb. Winch
CBW5000E	Electric 5000 lb. Feeder Winch

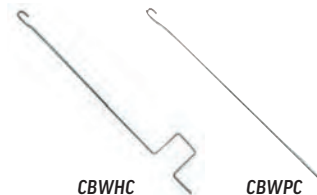
### Winch Parts



CBW5000RL



CBWB



CBWHC

CBWPC

ITEM NO.	DESCRIPTION
CBW5000RL	Replacement Loop f/ 5000 lb. Winch
CBW5000RS	SS Ratchet Spring f/ 5000 lb. Winch
CBWB	Winch Bracket
CBWHC	5' Hand Crank for Winch
CBWHC8	8' Hand Crank for Winch
CBWPC	5' Power Crank for Winch
CBWPC8	8' Power Crank for Winch



## Strap Kits



2000 lb. Strap Kit

Rated for 2000 lbs. –  
Includes 1 strap and 1 bolt



5000 lb. Strap Kit

Rated for 5000 lbs.  
Includes 2 straps and 2 bolts



Winch Clevises

### 1/8" Auto Lock Winch Rod Clevis

- For use with 1/8" suspension rod
- No need to crimp, just insert rod and the dead end automatically locks.

### 3/16" Auto Lock Winch Rod Clevis

- For use with 3/16" suspension rod.
- No need to crimp, just insert rod and the dead end automatically locks

ITEM NO.	DESCRIPTION
CBW2000SK	Strap Kit for 2000 lb. Winch
CBW5000SK	Strap Kit for 5000 lb. Winch
CBW2000SKB	Bolt for 2000 lb. Strap Kit
CBW5000SKB	Bolt for 5000 lb. Strap Kit
CBWRCAL18	1/8" Auto Lock Winch Rod Clevis
CBWRCAL316	3/16" Auto Lock Winch Rod Clevis

## Winch Slings



- Excellent alternative to cable and strap kits on ceiling winches.
- No rusting or strap alignment issues to worry about.
- 100% HMPE Fiber
- Custom length sling assemblies available



RPS250

RPS187

ITEM NO.	DESCRIPTION
RPS187	3/16" Synthetic Sling Rope (Blue)
RPS250	1/4" Synthetic Sling Rope (Orange)

Cable sold by the foot. 500' rolls available.

## Galvanized Cable



ITEM NO.	DESCRIPTION
CB116	1/16" Galv Cable
CB18G	1/8" Galv Cable
CB316G	3/16" Galv Cable
CB14G	1/4" Galv Cable
CB516G	5/16" Galv Cable

Cable sold by the foot. Full rolls available.

## Stainless Steel Cable

ITEM NO.	DESCRIPTION
CB116S	1/16" SS Cable
CB18S	1/8" SS Cable
CB316S	3/16" SS Cable
CB14S	1/4" SS Cable
CB516S	5/16" SS Cable

Cable sold by the foot. Full rolls available.

## Carbon Steel Drinker Rod

### FEATURES

- Made from 1/8" spring wire
- Use to replace conventional main cable on drinker lines
- Will not stretch like cable and high tensile wire

ITEM NO.	DESCRIPTION
INRCS39018	390' Carbon Steel Drinker Rod
INRCS49018	490' Carbon Steel Drinker Rod
INRCS59018	590' Carbon Steel Drinker Rod

## Carbon Steel Inlet Rod



### FEATURES

- Made from 3/16" spring wire
- Will not stretch like cable and smaller high tensile wire

ITEM NO.	DESCRIPTION
INRCS390	390' Carbon Steel Inlet Rod
INRCS490	490' Carbon Steel Inlet Rod
INRCS590	590' Carbon Steel Inlet Rod



## Rope



RPS14

- Made with 100% polyester
- Less stretch than cheaper nylon cord
- Best for winching curtains, drinkers & air inlets



Nylon Rope

- Hollow braid construction
- 100% polypropylene
- UV-treated for long life



OG6961866



ITEM NO.	DESCRIPTION
RPN18	1/8" Nylon Rope 1000' Roll
RPN532	5/32" Nylon Rope 1000' Roll
RPN316	3/16" Nylon Rope 1000' Roll
RPN732	7/32" Nylon Rope 1000' Roll
RPS14	1/4" Black Ski Rope 1000' Roll
OG6961866	Poly Line 705' Roll

## Galvanized Cable Clamps

ITEM NO.	DESCRIPTION
CBC116G	1/16" Cable Clamp
CBC18G	1/8" Cable Clamp
CBC316G	3/16" Cable Clamp
CBC14	1/4" Cable Clamp
CBC516G	5/16" Cable Clamp



## Stainless Steel Cable Clamps

ITEM NO.	DESCRIPTION
CBC18S	1/8" SS Cable Clamp
CBC316S	3/16" SS Cable Clamp
CBC14S	1/4" SS Cable Clamp
CBC516S	5/16" SS Cable Clamp



## Cable Crimps & Stops



Cable Stop



Cable Crimp

ITEM NO.	DESCRIPTION
CBCS116	1/16" Cable Crimp Sleeve
CBCS18	1/8" Cable Crimp Sleeve
CBCS316	3/16" Cable Crimp Sleeve
CBS18	1/8" Cable Stop

## S-Hooks

ITEM NO.	DESCRIPTION
HRSH10	1" S-Hook
HRSH114	1 1/4" S-Hook
HRSH214	2 1/4" S-Hook
HRSH112S	SS 1 1/2" S-Hook



## Eye Bolts

ITEM NO.	DESCRIPTION
EB142	1/4" x 2" Eye Bolt
EB14212	1/4" x 2 1/2" Eye Bolt
EB143	1/4" x 3" Eye Bolt
EB38212	3/8" x 2 1/2" Eye Bolt



EB142,  
EB14212,  
EB143

EB38212

## Ceramic Screw Hooks

ITEM NO.	DESCRIPTION
HRSH516C	5/16" x 3.5" Ceramic Screw Hook



## Galvanized Screw Hooks

ITEM NO.	DESCRIPTION
HRSH516	5/16" x 3.5" Screw Hook
HRSH516S	5/16" x 5" Screw Hook
HRSHD	6" Screw Hook Driver



Screw Hook Driver

## Stainless Steel Screw Hooks

ITEM NO.	DESCRIPTION
HRSH14S	1/4" x 3.5" Screw Hook (SS)
HRSH516S	5/16" x 3.5" Screw Hooks (SS)



Screw Hooks

## Sprockets & Roller Chain



SP40RLFT

SP40CL

CBHCS

CBWACC

ITEM NO.	DESCRIPTION	
CBHCS	Horizontal Corner Sprocket	INCCQL
CBWACC	Chain to Cable Adaptor	
SP40RLFT	40 Roller Chain	
SP40CL	40 Connector Link	
INCCQL	Quick Link for Inlet Corner Chain	

## Pulleys



7/8" Nylon Pulley

### 7/8" Nylon Pulley

#### FEATURES

- 7/8" nylon sheave
- Galvanized steel housing
- For winching drinkers & air inlets



2" Nylon Pulley

### 2" Nylon Pulley

For winching feed lines and curtain



3 1/2" Plastic Pulley

### 3 1/2" Plastic Pulley

#### FEATURES

- 3 1/4" fiberglass reinforced nylon sheave
- Heavy-duty zinc plated straps and bolts
- Composite wheels will not corrode
- Self-lubricating
- Deep groove
- Use with cable up to 1/4"
- Maximum load limit: 300 lbs.
- A true load-bearing pulley
- Our best pulley for winching heavy breeder nests



3 1/2" Cast Pulley w/  
Needle Bearing

### 3 1/2" Cast Pulley w/ Needle Bearing

#### FEATURES

- 3 1/2" cast iron sheave
- Heavy-duty zinc plated straps and bolts
- Grease zerk for easy lubrication
- Deep groove
- Use with cable up to 1/4"
- Maximum load limit: 700 lbs.
- Use with curtain machines and as master pulleys on feed and water lines



4 1/2" Cast Pulley w/  
Needle Bearing

### 4 1/2" Cast Pulley w/ Needle Bearing

#### FEATURES

- 4 1/2" cast iron sheave
- Heavy-duty zinc plated straps and bolts
- Grease zerk for easy lubrication
- Deep groove
- Use with cable up to 1/4"
- Use with curtain machines and as master pulleys on feed and water lines



7/8" SS Pulley



1 1/8" Nylon Pulley  
w. SS Strap



1 1/2" Galvanized  
Pulley




2" Nylon  
Swivel Pulley




2" Plastic Pulley



3" Cast Pulley



3 1/2" Horizontal Pulley



3 1/2" Corner Pulley

ITEM NO.	DESCRIPTION
CBP07N	7/8" Nylon Pulley
CBP07S	7/8" SS Pulley
CBP15NS	1 1/8" Nylon Pulley w/ SS Strap
CBP15HD	1 1/2" Heavy Duty Pulley
CBP15G	1 1/2" Galvanized Pulley
CBP2SS	1 1/8" Nylon Pulley w/ SS Strap
CBP2N	2" Nylon Pulley
CBP2NS	2" Nylon Swivel Pulley
CBP212P	2 1/2" Plastic Pulley
CBP35N	3 1/2" Plastic Pulley
CBP35CI	3 1/2" Cast Pulley
CBPH	3 1/2" Horizontal Pulley
CBPC	3 1/2" Corner Pulley
CBP35CNB	3 1/2" Cast Pulley w/ Needle Bearing
CBP45CNB	4 1/2" Cast Pulley w/ Needle Bearing



## Thumb Clamps



ITEM NO.	DESCRIPTION
CBPTC	Plastic Thumb Clamp (Black)
CBPTC316	Plastic Thumb Clamp (Red)

## Rope & Cable Adjusters



CBA



WTVRA-VR341



RPA316

ITEM NO.	DESCRIPTION
WTVRA-VR341	Val-Co Rope Adjuster
RPA316	3/16" Rope Adjuster
CBA	Cable Adjuster

## Chain



3/16" x 1" Chain



Twin Loop Chain

ITEM NO.	DESCRIPTION
HRCHTL20	2/0 Twin Loop Chain+
HRCH3161	3/16 x 1 Chain
HRCH3161S	3/16 x 1 SS Chain

## Cable Thimbles



ITEM NO.	DESCRIPTION
CBT18S	1/8" SS Cable Thimble
CBT316S	3/16" SS Cable Thimble
CBT316	3/16" Cable Thimble

## Cable Return Spring



ITEM NO.	DESCRIPTION
CBRS110	Cable Return Spring

## Cable Counter Weight

Weight used for tunnel doors and sidewall inlets.



ITEM NO.	DESCRIPTION
CBCW	Cable Counter Weight 27 lbs.

## Cable Grip

Cable pulling grips can handle heavy-duty loads in a variety of industrial and commercial applications,

- Min. cable size: 8 B&S solid .125"
- Max. cable size: steel strand .5"
- Max. load capacity: 5,000 lbs.



ITEM NO.	DESCRIPTION
CBCG516	3/16" Cable Grip

## General Winching Guidelines

- On broiler feeders, use one 5000 lb winch on a feed line 500 ft or less, and two 5000 lb winches on a feed line longer than 500 feet.
- Allow four full wraps of the strap on winch drum prior to lifting weight of feeders
- NEVER PULL DIRECTLY AGAINST BOLD HOLDING STRAP TO WINCH DRUM
- Never use straps on turkey feeders, chain feeders, & breeder nest systems.
- Never pull in just one direction with winch.
- If using straps, make sure they are aligned with the winch drum.
- Allow at least three full turns of cable on drum before lifting load.

## Snap Clips



ITEM NO.	DESCRIPTION
HRSC14	¼" Snap Clip
HRSC516	⅝" Snap Clip

## Snap Lock Pins



ITEM NO.	DESCRIPTION
HRSLP14134	Snap Lock Pin ¼ x 1¼
HRSLP5164	Snap Lock Pin ⅝ x 4"

## Turnbuckles



HRTB144



HRTB386  
HRTB129

ITEM NO.	DESCRIPTION
HRTB144	¼ x 4" Turnbuckle
HRTB386	⅝" x 6" Turnbuckle
HRTB129	½" x 9" Turnbuckle

## Cable Ferrules



ITEM NO.	DESCRIPTION
CBF	Cable Ferrule (Bag of 400)

## Stacons



ITEM NO.	DESCRIPTION
CBSC	Stacons

## Cable Cutters & Crimpers

### Small Cable Cutter

**Cuts Clean Leaving  
No Frayed Ends**

#### FEATURES

- Cutters are made from aircraft quality alloy steel
- Heat-treated
- Banana shaped handle for comfort & power  
Capacity of ⅜" or smaller cable



CBCT316



### 3 Cavity Crimp/Swager Tool (Orange)

#### FEATURES

- Multi-cavity hand swager with cable cutter.
- Swages ⅜", ⅝", and ¾" oval and stop sleeves.



CBTCC3



CBCT38

ITEM NO.	DESCRIPTION
CBCT316	Small Cable Cutter
CBCT38	⅝" Cable Cutter
CBTCC3	3 Cavity Crimp/ Swager Tool (Orange)

# Hardware

## Deck Screws



ITEM NO.	DESCRIPTION
HRDS134	1¼" Deck Screw
HRDS158	1½" Deck Screw
HRDS212	2½" Deck Screw
HRDS3	3" Deck Screw
HRDSS3	3" SS Deck Screw

## Roof Screws



### Galvanized

ITEM NO.	DESCRIPTION
RSG1	1" Galvanized Roof Screw
RSG1.5	1½" Galvanized Roof Screw
RSG2	2" Galvanized Roof Screw
RSG3	3" Galvanized Roof Screw

### Stainless Steel

ITEM NO.	DESCRIPTION
HRRS1SS	1" SS Roof Screw
RSS1	1¼" SS Roof Screw
HRRS112S	1½" SS Roof Screw

### Painted

ITEM NO.	DESCRIPTION
RSP1	1" Painted Roof Screw
RSP2	2" Painted Roof Screw
RSP3	3" Painted Roof Screw

## Lag Bolts

### Zinc

ITEM NO.	DESCRIPTION
HRL02112Z	¼" x 1½" Zinc Lag
HRL022	¼" x 2" Zinc Lag
HRL02212Z	¼" x 2½" Zinc Lag
HRL023Z	¼" x 3" Zinc Lag
HRL024	¼" x 4" Zinc Lag
HRL516112Z	⅝" x 1½" Zinc Lag
HRL516212Z	⅝" x 2 ½" Zinc Lag
HRL5162Z	⅝" x 2" Zinc Lag
HRL51630	⅝" x 3" Zinc Lag
HRL516312	⅝" x 3½" Zinc Lag
HRL5164	⅝" x 4" Zinc Lag
HRL5165Z	⅝" x 5" Zinc Lag
HRL5166Z	⅝" x 6" Zinc Lag
HRL38112Z	⅜" x 1½" Zinc Lag
HRL382Z	⅜" x 2" Zinc Lag
HRL383Z	⅜" x 3" Zinc Lag
HRL384Z	⅜" x 4" Zinc Lag
HRL385Z	⅜" x 5" Zinc Lag
HRL38X6Z	⅜" x 6" Zinc Lag

### Stainless Steel

ITEM NO.	DESCRIPTION
HRL032S	⅝" x 2" SS Lag
HRL0372S	⅜" x 2" SS Lag
HRL0373S	⅜" x 3" SS Lag

### Ceramic

ITEM NO.	DESCRIPTION
HRCC13840	⅜" x 4" Ceramic Construction Lag

## Socket Head Bolts



ITEM NO.	DESCRIPTION
5/16X1½SHB	⅝" x 1½" Socket Head Bolt
5/16X13/4SHB	⅝" x 1¾" Socket Head Bolt

## Hex Bolts

### Zinc

ITEM NO.	DESCRIPTION
5/16X½B	⅝" x ½" Bolt
5/16X3/4B	⅝" x ¾" Bolt
5/16X1B	⅝" x 1" Bolt
5/16X1½B	⅝" x 1½" Bolt
5/16X2½B	⅝" x 2½" Bolt
5/16X3B	⅝" x 3" Bolt
5/16X3½B	⅝" x 3½" Bolt
5/16X4B	⅝" x 4" Bolt
3/8X½B	⅜" x ½" Bolt
3/8X1B	⅜" x 1" Bolt
3/8X1½B	⅜" x 1½" Bolt
3/8X2B	⅜" x 2" Bolt
3/8X2½B	⅜" x 2½" Bolt
3/8X3B	⅜" x 3" Bolt
3/8X3½B	⅜" x 3½" Bolt

### Stainless Steel

ITEM NO.	DESCRIPTION
HRB0205S	¼" x ½" SS Bolt
HRB021S	¼" x 1" SS Bolt
HRB0215S	¼" x 1½" SS Bolt
HRB022S	¼" x 2" SS Bolt
HRB0225S	¼" x 2½" SS Bolt
HRB023	¼" x 3" SS Bolt
HRB0235S	¼" x 3½" SS Bolt
HRB024S	¼" x 4" SS Bolt
HRB0305S	⅝" x ½" SS Bolt
5/16X1BS	⅝" x 1" SS Bolt
HRB0315S	⅝" x 1½" SS Bolt
HRB032S	⅝" x 2" SS Bolt
HRB0325S	⅝" x 2½" SS Bolt
HRB033	⅝" x 3" SS Bolt
5/16X312BS	⅝" x 3½" SS Bolt
5/16X4BS	⅝" x 4" SS Bolt
HRB0371S	⅜" x 1" SS Bolt
HRB03715S	⅜" x 1½" SS Bolt
HRB0372S	⅜" x 2" SS Bolt
HRB037250S	⅜" x 2½" SS Bolt
HRB0373S	⅜" x 3" SS Bolt
HRB037350S	⅜" x 3½" SS Bolt
3/8X4BS	⅜" x 4" SS Bolt
HRB051S	½" x 1" SS Bolt
HRB0515S	½" x 1½" SS Bolt
HRB052S	½" x 2" SS Bolt
HRB0525S	½" x 2½" SS Bolt
HRB053S	½" x 3" SS Bolt
HRB0535S	½" x 3½" SS Bolt
½X4BS	½" x 4" SS Bolt
5/8X3BS	⅝" x 3" SS Bolt



## Carriage Bolts

Zinc



ITEM NO.	DESCRIPTION
5/16X1CB	5/16" x 1" Carriage Bolt
5/16X112CB	5/16" x 1 1/2" Carriage Bolt
5/16X2CB	5/16" x 2" Carriage Bolt
5/16X25CB	5/16" x 2 1/2" Carriage Bolt
5/16X3CB	5/16" x 3" Carriage Bolt
5/16X4CB	5/16" x 4" Carriage Bolt
3/8X1CB	3/8" x 1" Carriage Bolt
3/8X1 1/2CB	3/8" x 1 1/2" Carriage Bolt
3/8X2CB	3/8" x 2" Carriage Bolt
3/8X2 1/2CB	3/8" x 2 1/2" Carriage Bolt
3/8X3CB	3/8" x 3" Carriage Bolt
3/8X4CB	3/8" x 4" Carriage Bolt

## Eye Bolts



1/4" Eye Bolt

EB38212

ITEM NO.	DESCRIPTION
EB142	1/4" x 2" Eye Bolt
EB14212	1/4" x 2 1/2" Eye Bolt
EB143	1/4" x 3" Eye Bolt
EB38212	3/8" x 2 1/2" Eye Bolt

## J Bolts



ITEM NO.	DESCRIPTION
HGHJ032	5/16" x 2" J-Bolt
HGHJ03375	3/8" x 3 3/4" SS J-Bolt
HGHJ036	3/8" x 6" SS J-Bolt

## Washers

Flat Washers



Zinc

ITEM NO.	DESCRIPTION
HRFW316	3/16" Flat Washer
HRFW14	1/4" Flat Washer
HRFW516	5/16" Flat Washer
HRFW38	3/8" Flat Washer
HRFW716	7/16" Flat Washer
HRFW12	1/2" Flat Washer
HRFW916	9/16" Flat Washer
3/4FW	3/4" Flat Washer

Stainless Steel

ITEM NO.	DESCRIPTION
HRW02S	1/4" SS Flat Washer
HRW03S	5/16" SS Flat Washer
HRW037S	3/8" SS Flat Washer
HRW05S	1/2" SS Flat Washer

Fender Washers



ITEM NO.	DESCRIPTION
1/4FNW	1/4" Fender Washer
5/16FNW	5/16" Fender Washer
3/8FNW	3/8" Fender Washer
1/2FFW	1/2" Fender Washer

Lock Washers Zinc



ITEM NO.	DESCRIPTION
LW14	1/4" Lock Washer
LW516	5/16" Lock Washer
LW38	3/8" Lock Washer
LW716	7/16" Lock Washer
LW12	1/2" Lock Washer
LW916	9/16" Lock Washer

## Nuts

Hex Nuts



Zinc

ITEM NO.	DESCRIPTION
HRN02Z	1/4" Zinc Nut
HRN03Z	5/16" Zinc Nut
HRN38Z	3/8" Zinc Nut
HRN716Z	7/16" Zinc Nut
HRN12Z	1/2" Zinc Nut
HRN916Z	9/16" Zinc Nut

Stainless Steel

ITEM NO.	DESCRIPTION
HRN02S	1/4" SS Nut
HRN03S	5/16" SS Nut
HRN037S	3/8" SS Nut
HRN12S	1/2" SS Nut

Lock Nuts



Zinc

ITEM NO.	DESCRIPTION
HRLN14Z	1/4" Lock Nut
HRLN516Z	5/16" Lock Nut
HRLN037Z	3/8" Lock Nut
HRLN716Z	7/16" Lock Nut
HRLN12Z	1/2" Lock Nut
HRLN916Z	9/16" Lock Nut

Stainless Steel

ITEM NO.	DESCRIPTION
HRLN02S	1/4" SS Lock Nut
HRLN03S	5/16" SS Lock Nut
HRLN037S	3/8" SS Lock Nut
HRLN05S	1/2" SS Lock Nut
HRLN58S	5/8" SS Lock Nut

Kepts Nuts



ITEM NO.	DESCRIPTION
HRN02K	1/4" Kepts Nut
HRN03K	5/16" Kepts Nut

## Tapcons



ITEM NO.	DESCRIPTION
HRTC14114	¼" x 1¼" Tapcon
HRTC14134	¼" x 1¾" Tapcon
HRTC14214	¼" x 2¼" Tapcon
HRTC14234	¼" x 2¾" Tapcon
HRTC14314	¼" x 3¼" Tapcon

## Self Drilling Screws



## Zinc

Zinc

Stainless Steel

ITEM NO.	DESCRIPTION
HRTS612Z	#6 x ½" Zinc Tek Screw
HRTS834Z	#8 x ¾" Zinc Tek Screw
HRTS1007	10 x ¾" Zinc Tek Screw

## Stainless Steel

ITEM NO.	DESCRIPTION
HRTS1015S	10 x 1½" SS Tek Screw

## Cane Bolt



ITEM NO.	DESCRIPTION
HRCB12	12" Cane Bolt

## Concrete Anchor Bolt



ITEM NO.	DESCRIPTION
AB128	8" Concrete Anchor Bolt

## Wedge Anchors



## Zinc

Zinc

Stainless Steel

ITEM NO.	DESCRIPTION
HRWA054Z	½" x 4¼" Wedge Anchor
HRWA057Z	½" x 7" Wedge Anchor

## Stainless Steel

ITEM NO.	DESCRIPTION
HRWA0327	¾" x 2¾" SS Wedge Anchor
HRWA38334	¾" x 3¾" SS Wedge Anchor
HRWA0375	¾" x 5" SS Wedge Anchor
HRWA0527S	½" x 2¾" SS Wedge Anchor
HRWA0537S	½" x 3¾" SS Wedge Anchor
HRWA054S	½" x 4¼" SS Wedge Anchor

## Jaw &amp; Eye Swivel



ITEM NO.	DESCRIPTION
HRSEJ14	¼" Swivel Eye/Jaw
HRSEJ375	¾" Swivel Eye/Jaw

## J Nails



ITEM NO.	DESCRIPTION
HRJN	J-Nail

## Hook &amp; Eye Latches



ITEM NO.	DESCRIPTION
HRHE4	4" Hook & Eye Latch
HRHE6	6" Hook & Eye Latch

## Barrel Latches



ITEM NO.	DESCRIPTION
HRBL3	3" Barrel Latch
HRBL4	4" Barrel Latch
HRBL5H	5" Barrel Latch (Heavy-Duty)

## T Hinges



ITEM NO.	DESCRIPTION
HRTH2G	2" T Hinge
HRTH4G	4" T Hinge
HRTH5P	5" T Hinge

## Butt Hinges



ITEM NO.	DESCRIPTION
HRBH35	3" SS Butt Hinge
HRBH4	4" SS Butt Hinge

## Snow Hooks



Stainless Steel



Painted

ITEM NO.	DESCRIPTION
SNOWHOOKP	Painted Snow Hook
SNOWHOOKS	SS Snow Hook

## Barn Door Latch



ITEM NO.	DESCRIPTION
HRBDL	Barn Door Latch

## Roll Door Parts




ITEM NO.	DESCRIPTION
BSRDAS	Adjustable Stop
BSRDDP	Pull Handle
BSRDJL	Jam Latch
BSRDTCC	Track Coupler (Cannon Ball)
BSRDTHCB	Hanger & Cover Bracket (Cannon Ball)
BSRDTSCB	Roll Door Trolley Set (Cannon Ball)

## Hurricane Tie



ITEM NO.	DESCRIPTION
HRHT	Hurricane Tie

## Wire Ties



ITEM NO.	DESCRIPTION
HRWT04	4" Wire Tie
HRWT55	6" Wire Tie
HRWT7	8" Wire Tie
HRWT11	11" Wire Tie
HRWT14	14" Wire Tie
HRWT14H	14" Heavy Wire Tie
HRWT24	24" Wire Tie

## Geocell Caulk

Get a 10% discount per tube when you buy a case of 12 tubes!



ITEM NO.	DESCRIPTION
OG4599379	Almond
OG6123830	White
OG6123855	Clear

## Epoxy

Rezi-Weld Gel Paste State is a high viscosity, high modulus, rapid setting, structural, epoxy-based, chemical anchoring/bonding adhesive and injection gel.

- Anchors
- Bonds
- Seals



ITEM NO.	DESCRIPTION
CNAEAT	Concrete Anchor Epoxy Adhesive

# Building Materials

**Doors** All doors come without knobs.

## Eagan – Entry Doors

### E-200 Series

Door Shown with Optional Window Kit



### E-200 SERIES DOOR CORE SPECS

- 1½" capped edge polyurethane insulated door pane – R-11 insulation value
- Pre-hung
- Top and bottom vinyl v and bulb seal
- Door skins are pre-painted white and available in different steel and aluminum options

### DOOR SKINS

- .010 steel and .019 aluminum are available for 36" doors
- .014 steel and .019 aluminum are available for 48" doors
- .019 aluminum is available for 60" doors



### DOOR JAMB

- 2" aluminum jamb
- Jamb is available in mill or pre-painted white finish
- Stainless steel lubricated hinges
- ½" v seal
- Adjustable strike plate

ITEM NO.	DESCRIPTION
DWI3060E2	36 x 72 E200 White Insulated Door
DWI3068E2	36 x 80 E200 White Insulated Door
DW2024I	20" x 24" Insulated Door Window



## Eagan – Entry Doors

**EAGAN**

## E300 Series

**E300 SERIES  
DOOR CORE SPECS**

- 1½" capped edge polyurethane insulated door pane – R-11 insulation value
- Pre-hung
- Top and bottom vinyl v and bulb seal
- Door skins are pre-painted white and available in different steel and aluminum options

**DOOR SKINS**

- .010 steel and .019 aluminum are available for 36" doors
- .014 steel and .019 aluminum are available for 48" doors

**DOOR JAMB**

- 3½" aluminum jamb
- Jamb is available in mill or pre-painted white finish
- Stainless steel lubricated hinges
- ½" vinyl bulb
- Adjustable strike plate

ITEM NO.	DESCRIPTION
DWI3060E	36 x 72 E300 White Insulated Door
DWI3068E	36 x 80" E300 White Insulated Door
DWI4068E	48 x 80 E300 White Insulated Door

## Bird Doors



DWI2222

ITEM NO.	DESCRIPTION
DWI2222	22" x 22" Bird Door
DWI2243	22" x 43" Bird Door

## End Doors

## Folding Doors with Sturdy Drive® Hoist System

These state-of-the-art folding doors are now even better with added features that launch it into a whole new level of performance. Best of all, these folding doors with the Sturdy Drive® Hoist System have many improvements with no cost increase to customers.



ITEM NO.	DESCRIPTION
DEE12W9H	12W x 9H End Door
DEE12W10H	12W x 10H End Door
DEE14W10H	14W x 10H End Door

**EAGAN****ADDED FEATURES**

- Faster install
- More efficient operation
- Revolutionary door kicker system (patent pending) starts the opening process as soon as the door is unlatched
- Allows for easy access for operation in instances of close proximity to equipment (e.g., fans, cool cells, entrance doors, etc.)
- Fully integrated seal system eliminates seal installation
- Offers improved sealing performance
- Polyurethane foam injected door panels with an R-7 insulation value
- Skin on the inside of the door can be black to aid in room darkening
- Door comes complete with all necessary hardware
- Quality product that will last for years to come

**SPECIFICATIONS**

- EPDM rubber seal system
- 2.5 lb. density polyurethane foam-filled 1" thick insulated panels—R-7 insulation value
- .010 galvanized stucco embossed steel outer door skin
- .019 smooth aluminum or fiberglass inner door skin
- Snap on H-channel meeting rail
- Upper continuous hinge is made of ¼" wall aluminum extrusion
- ¼" stainless steel continuous hinge
- (6) 3" x 4" hinge tabs
- Center continuous hinge is ¼" stainless steel pin piano hinge
- Hinge is sealed with a ¾" x ½" foam seal
- (2) 3" x 1" nylon rollers with ½" stainless steel axles

## Parts for Eagan Doors



### DOOR WINDOWS FEATURE

- 20" x 24" Mill frame with tempered glass
- Can be insulated or non-insulated
- Aluminum Frame



DWIEDK



DWIEDP



DWDKSP



DWEMK

ITEM NO.	DESCRIPTION
DW2024I	20" x 24" Insulated Door Window
DWIEDK	Door Knob
DWIEDP	Plunger Latch
DWDKSP	Door Knob Striker Plate
DWEMK	Master Key

## Entry Door

### FEATURES


- Outswing.
- 36" x 80"
- Fiberglass
- 7 1/4" vinyl frame
- 9-light with grids inside glass.



ITEM NO.	DESCRIPTION
DBES03068	36"x80" Entry Door

## White Plyfoil

White/foil



ITEM NO.	DESCRIPTION
PF4125	4' x 125' White Plyfoil
PF6125	6' x 125' White Plyfoil

## Clear Plastic Sheeting



ITEM NO.	DESCRIPTION
POLY4M8100	4 Mill Poly 8' x 100'

## Windows

### Picture Windows



ITEM NO.	DESCRIPTION
WVTP2222NFJ	22" x 22" Vinyl TP Window Nail Flange & J
WSH3648G	36" x 48" Single Hung Window/Grids
WPW4339	43" x 39" Picture Window
WPW4624	46" x 23.75" Picture Window

### Galvanized Window Covers



ITEM NO.	DESCRIPTION
WCG24X28	24" x 28" - Used for door windows
WCG48X26	48" x 26" - Used for picture windows

## Sealers

ITEM NO.	DESCRIPTION
BSVS	Plate Sealant
CNSAW5	Acrylic Concrete Sealer

**Our Beaver Springs location is now selling pole barn packages!**

Call our Beaver Springs location at (570) 922-4926 to get a quote today!

## Lumber

Due to fluctuating lumber prices, all lumber will be sold at current market prices.

### Pine Siding



ITEM NO.	DESCRIPTION
1X10-14PS	1x10 - 14' - Rough on One Side

### Pine Boards



ITEM NO.	DESCRIPTION
1X6-16PB	1x6 - 16' Pine Board

### Lath



1x3- 12' Ferring Lath



1x4- 12' Treated Lath

ITEM NO.	DESCRIPTION
1X3-12F	1x3- 12' Ferring Lath
1X4-12T	1x4- 12' Treated Lath

## Untreated Lumber



YP = Yellow Pine  
SPF = Spruce Pine Fir

Not all of these items will be kept in regular stock.

ITEM NO.	DESCRIPTION
2X4-10YP	2x4-10' YP
2X4-10S	2x4-10' SPF
2X4-12Y	2x4-12' YP
2X4-14YP	2x4-14' YP
2X4-16S	2x4-16' SPF
2X6-8Y	2x6-8' YP
2X6-8S	2x6-8' SPF
2X6-7S	2x6-7' SPF
2X6-10YP	2x6-10' YP
2X6-10S	2x6-10' SPF
2X6-16YP	2x6-16' YP
2X6-16S	2x6-16' SPF
2X8-16YP	2x8-16' YP
2X10-16YP	2x10-16' YP
2X12-16Y	2x12-16' YP

## Pressure Treated




ITEM NO.	DESCRIPTION
2X4-8T	2x4 - 8'
2X4-10T	2x4 - 10'
2X4-12T	2x4 - 12'
2X4-16T	2x4 - 16'
2X6-14T	2x6 - 14'
2X6-16T	2x6 - 16'
2X8-16T	2x8 - 16'
2X10-16T	2x10 - 16'
2X12-16T	2x12 - 16'

## Plywood




ITEM NO.	DESCRIPTION
38CDXF	3/8" CDX Fir Plywood
LMCDX12	1/2" CDX Plywood
1/2CDXT	1/2" CDX Treated Plywood
3/4CDXS	3/4" CDX Plywood
34CDXT	3/4" CDX Treated Plywood

## OSB




ITEM NO.	DESCRIPTION
7160SB	7/16" OSB
7160SBA	7/16" OSB (Advantech)

## White Vinyl Board



ITEM NO.	DESCRIPTION
1x6-18V	1x6 - 18'

## Triply Strips



Painted

Treated

ITEM NO.	DESCRIPTION
TPS12P	12' Painted
TPS12T	12' Treated



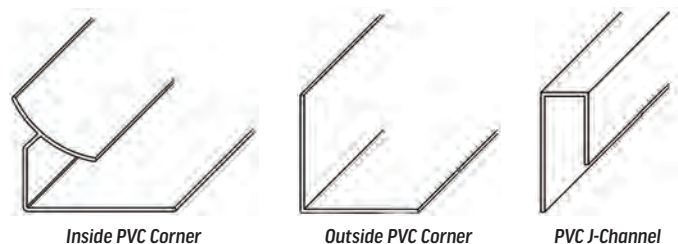
## Wire & Panels

### Trusscore

Wherever you need a smooth finish that is easy to clean, low-maintenance, and abuse-resistant, TRUSSCORE PVC Sanitary Wall and Ceiling Panel has your project covered. Trusscore's unique tongue-and-groove interlocking system makes both vertical and horizontal installation quick and easy.

#### KEY ADVANTAGES

- Bright clean appearance
- Virtually maintenance free – Just wipe it clean
- Meets CFIA and FDA requirements for walls and ceilings
- Comes in standard and custom lengths
- Corrosion-resistant
- Economical, excellent investment
- Hidden fasteners
- High strength to weight ratio
- Highly resistant to moisture and most chemicals
- Ideal replacement for conventional wall systems
- Inner truss design for rigidity and strength
- Lightweight, fast easy installation
- Potential insurance savings
- Supports attic insulation loads
- Pre-punched nailing flange





ITEM NO.	DESCRIPTION
TCP10	10' PVC Trusscore
TCPCI	10' Trusscore Inside PVC Corner
TCPCO	10' Trusscore Outside PVC Corner
TCPJ	10' Trusscore PVC J-Channel

Friendly, helpful staff. They treat customers with respect and care



~Google Review~

### Glassboard



ITEM NO.	DESCRIPTION
GB4X102	4x10 B Grade
GBICS10	Inside Corner Strip 10' Large
GBOC10L	Outside Corner Strip 10' Large
GBJS8	10' Joint Strip
GBG5	Glue (5 Gal.)

### Creep Panels

Designed for use in farrowing crates, PVC creep panels have many structural and performance benefits. Besides being more economical, PVC panels are easy to install, light, strong, versatile, durable, and easy to clean. Warmer than metal, these dividers are an ideal material for creep dividers. PVC divider panels are 20" high by  $\frac{7}{8}$ " thick and can be field cut to fit.



ITEM NO.	DESCRIPTION
PL7821CP	$\frac{7}{8}$ " x 20" x 21' Creep Panel

## Plastic Coated Bird Wire

- 20 gauge wire
- 1" wire spacing
- Comes in 150' Rolls



ITEM NO.	DESCRIPTION
BDPC1	12" Bird Wire
BDPC2	2' Bird Wire
BDPC3	3' Bird Wire
BDPC4	4' Bird Wire
BDPC5	5' Bird Wire
BDPC6	6' Bird Wire

## Galvanized Wire

Comes in 100' Rolls



ITEM NO.	DESCRIPTION
BDG1X218	18" 1x2 Galvanized Wire
BDG1X224	2' 1x2 Galvanized Wire
BDG1X236	3' 1x2 Galvanized Wire
BDG2X436	3' 2x4 Galvanized Wire
BDG1X248	4' 1x2 Galvanized Wire
BDG2X448	4' 2x4 Galvanized Wire
BDG1X260	5' 1X2 Galvanized Wire
BDG1X272	6' 1x2 Galvanized Wire


## Shade Cloth

**Great for "do-it-yourself" applications.**

- Lightweight with high tensile strength.
- Can be cut without unraveling.
- Can be bordered with tape and grommets for extra durability.
- Highly resistant to UV degradation and temperature extremes.
- Effective odor barrier, as knitted panels capture the dust carrying particles that spread odor

### IDEAL FOR

- Livestock Housing
- Poultry Buildings
- Greenhouses
- All Hoop Style Structures
- Fencing
- Wind Barrier
- Odor Barrier
- Truck Covers
- Equine Housing
- & Kennels




Shade Cloth Clip



ITEM NO.	DESCRIPTION
SHC8505	5' 8" 85% Shade Cloth
SHCC	Shade Cloth Clip

## Triply Ceiling Material



Triply material is a woven poly material that is washable, flexible and attractive. It is poly-coated on both sides (white on one side & black on the other). Its durability makes it ideal for ceiling material and even sidewall material in your agricultural building.

ITEM NO.	DESCRIPTION
TPM4650	52" x 650' Roll
TPM8650	104" x 650' Roll
TPS9000B	Black Polyester Triply Strap - 9,000 ft. Roll

## Hog Panel

Keep hogs contained with this Hog Panel Fencing. This panel won't break down or collapse when cattle, pigs, sheep or other large livestock run into or rub against it. Welded 1-piece steel construction provides durability and the no-stretch design helps make this steel fence panel easy to install.

### FEATURES

- Welded 1-piece steel construction
- Virtually maintenance free
- Sag-resistant steel fence panel
- Feedlot panel fencing is easy to install, no stretching



ITEM NO.	DESCRIPTION
HGP	Hog Panel – 16'

## Concrete Wire



ITEM NO.	DESCRIPTION
CNW5106	5' x 10" (6 Gauge)

Great service and good products. Your one stop shop for all poultry equipment.




~Google Review~

## Cattle Panel

This panel is perfect for keeping cattle and other livestock or animals fenced in. The feedlot panel fence is lightweight and flexible, so it is easy to maneuver. With one piece welded steel construction, this panel is extremely sturdy and sag resistant, making it the perfect low-maintenance, high-quality panel.

This panel won't break down or collapse when cattle, pigs, sheep or other large livestock run into or rub against it.



ITEM NO.	DESCRIPTION
FCPC5096	Cattle Panel – 50" x 96"

## Rebar



ITEM NO.	DESCRIPTION
RB12	½" x 20' Rebar – Grade
RB12F	½" x 20' Fiberglass Rebar
CNTT6	6" Rebar Twist Tie



# Contact Us For All Your Fencing Needs!

Whether it's a new project, or you're looking to replace your existing fencing, we've got you covered.



Fencing is constructed with a heavy duty 3/16" x 1 1/2" top angle, 1/4" upright flats, 1/2" horizontal rods, & a 3/4" bottom rod.

It's stainless steel hardware gives you the assurance of long lasting equipment.



All of the fencing is custom built to fit your building's dimensions, so give us a call today for a free quote!

## Accessories:

- SS T-bolts
- Wall Brackets
- Feeder Brackets
- Custom Posts
- Triangle style legs for plastic flooring & concrete slats
- SS panels on walkway gates



Manheim: (717) 665-4056

Beaver Springs: (570) 922-4926



## Hog Housing

### Feeder Bracket



ITEM NO.	DESCRIPTION
HGFFB	Feeder Bracket

### Wall Mount Feeder Bracket



ITEM NO.	DESCRIPTION
HGFFBW	Wall Mount Feeder Bracket

### Feeder Pin



ITEM NO.	DESCRIPTION
HGFFP	Feeder Pin

### Gate Flapper



ITEM NO.	DESCRIPTION
HGFGF	Gate Flapper

### Finisher Leg



ITEM NO.	DESCRIPTION
HGFLS10	SS 10" Finisher Leg/Foot Strap

### Hog Fencing Anchors



ITEM NO.	DESCRIPTION
HGFLFAS8M	8M SS Fastening Anchor - Plastic Slat
HGHPSA	Dura-Lock Hog Fencing Anchor
HGHPSAT	Install Tool for DuraLock Anchor

### Fence Foot Repair Kit



ITEM NO.	DESCRIPTION
HGFRBKS	SS Bolt-on Fence Foot Repair Kit (2-piece)

### Bottom Repair Angle



ITEM NO.	DESCRIPTION
HGFRWDLBS	SS Double Loop Bottom Repair Angle Weld-On

### SS J Bolts




ITEM NO.	DESCRIPTION
HGHI00375	3/8" x 3 3/4" SS J Bolt
HGHI035	3/8" x 5" SS J Bolt
HGHI036	3/8" x 6" SS J Bolt
HGHI038	3/8" x 7" SS J Bolt

### Cast Iron T Bolt Kit



ITEM NO.	DESCRIPTION
HGICTB05	1/2" Cast Iron T-Bolt Kit

### SS T-Bolts



ITEM NO.	DESCRIPTION
HGHT032	3/8" x 2" SS T-Bolt
HGHT056	1/2" x 6" SS T-Bolt

### Top Repair Angle



ITEM NO.	DESCRIPTION
HGFRWDLT	Double Loop Top Repair Angle Weld-on




## Flooring

### Premier Nursery Flooring

Double L's Premier Nursery Floor is a heavy-duty slat engineered for deep hog pit buildings. Its bright lime green color is for easy scour detection and cleaning. Made of rugged virgin, polypropylene plastic material, the Premier Nursery Floor Slat has a warm surface that does not rob pigs of their body heat and reduces chilling and stress on your pigs. The Premier Nursery Floor's solid plastic construction is rust / corrosion proof and resists bacteria build-up, shedding waste easily.

Its prime gap location is great for efficient beam support cleaning. Its 24" x 24" design requires fewer fiberglass support beams than the 18" x 24" competition, which in turn also reduces the cost of installation and quantity of flooring needed. Paired with Double L's 5" PermaBeam, which is the strongest fiberglass beam on the market. The scientifically engineered PermaBeam fiberglass beam is designed for strength and durability with materials that do not harbor



illness-causing bacteria harmful to animal's health.

High / low superior traction bars and reinforced deep cross ribs enhances the slat's strength. It also has a heavy-duty design with impact resistance. Double L's Premier Floor easily snaps together for fast and easy assembly - no special tools required. Its reversible interlocking panels make installation even easier. High / low superior traction bars provide excellent traction for pigs and reinforced deep cross ribs enhance strength. Solid plastic construction resists bacteria build up and sheds waste easily. Pressure washing easily removes manure between slats.

Flooring bars run perpendicular for more durability and strength allowing for easy access to support beams for cleaning. Slot openings promote better cleaning and filtration, which protect animal from illness-causing bacteria. Reliable interlocking feature allows for easier and faster installation.

ITEM NO.	DESCRIPTION
HSDLP2424	24X24 Green Premier Nursery Slat

### Plastic Wean/Finish Hog Mat

The plastic wean/finish hog mat allows nursery pigs to stay warm while avoiding diseases. Its unique design allows the pig to lay on the elevated surface and stay dry. Creep feed stays in the 1/8" deep oval indentations and keeps the little pigs from moving it around, wasting this very expensive feed. Each pig mat has a 1 1/4" raised feed lip that keeps creep feed on the mats, keeping the creep feed from passing through the slats. This is a big advantage over smooth or biodegradable hog boards.

Besides being great for creep feeding, the 4' x 6' high-density polyethylene mats are non-conductive and act as a barrier between the pig and the cold floor. Pigs that are cold and chilled use the creep feed they eat to keep warm because they do not have any fat; consequently, they do not gain weight. The greater the heat loss, the more creep feed it will take to offset that loss and produce gains. It is important to note that for every day a nursery pig is stressed, one more day is added on the finishing floor. These mats will help the pigs to stay warm, dry, and healthy. This, in turn, can reduce the number of days on the finishing floor for your pig.



ITEM NO.	DESCRIPTION
HGMWFP4872L	Plastic Wean/Finish Hog Mat (4' x 6' w/ Lip



## Concrete Hog Slats

- Custom sizes available
- Quantity discounts available.



CNSP

ITEM NO.	DESCRIPTION
HGFLCS4X10	4' x 10'
CNSP	Concrete Slat Patch Cement (Hydraulic cement)

## 4' Slat Saver

Made of tough polyethylene, Slat Saver™ is a high-density plastic mat placed under feeders to protect new slats or stop concrete erosion on older slats. Slat Saver™ drains liquids away from the feeder and into the concrete openings

### ADVANTAGES

- Extends concrete slat life
- Eliminates poured pads
- Provides traction for animals
- Workable, can be cut, notched or shaped



ITEM NO.	DESCRIPTION
HGMSS446H	4' Slat Saver - Hardware Included

## Poultry Flooring

### Sani-Slat

**The Sani-Slat flooring system is manufactured of high quality 100% virgin plastic materials produced in the USA.**

They can be used to replace wood slats in both layer and breeder houses. They offer a longer life than other slats. Another important feature in the design is the layers/breeders have a comfortable footing due to the smoothed edges which means a reduction of foot problems and breast blisters.



### ADDITIONAL INFO

- The overlapping tabs are designed for easy assembly for either wood or metal support systems. Due to the special design of this slat, it requires fewer screws to be used during assembly. This means you will save both on installation time and cost.
- The Sani-Slat should be stored out of direct sunlight, which can shorten the life of the product.
- Leave stretch wrap on pallets until you are ready to install them.
- Exposure to outside elements for extended periods of time may also cause damage to the product and void warranties.
- Exposure to extreme heat or cold will cause the plastic to expand and contract. Be sure to place in the building with a minimum temperature of 40 degree F (5 degree C) for 24 hours before installing. This temperature should be maintained during the installation.
- Please take care in transporting plastic slats. Do not expose the slats to excessive force such as impacts.
- Workers should take care to walk on the slats where there are wood or metal frame supports present.
- Replace any broken slats immediately.

## Sani-Slat

### White

#### 2x4 Sani-Slat HDPE


The slat measures 2' x 4' and has large 1" square hole openings with a specially designed non-porous surface; this allows for easy manure passage which assists with the prevention of manure build-up and bacteria. This provides a more sanitary environment for the bird and slat eggs when compared with wooden slats.

#### 2x4 Sani-Slat PP

High strength polypropylene for use with steel support.

#### 2x5 Sani-Slat XL HDPE

- The Sani-Slat XL is larger (12 inches wider) than the original Sani-Slat, but only requires 16 screws per slat.
- It's faster, easier, and less expensive to install
- This new design allows better stacking for reduced shipping costs.
- Exceptional strength and rigidity
- Still just as great for hygiene!



### White

ITEM NO.	DESCRIPTION
PSSS2X4HW	2x4 Sani-Slat HDPE
PSSS2X4PW	2x4 Sani-Slat PP
PSSS2X5HW	2x5 Sani-Slat XL HDPE

### Black

ITEM NO.	DESCRIPTION
PSSS2X4HBRV	2x4 Sani-Slat HDPE Repro./Virgin
PSSS2X5HB	2x5 Sani-Slat XL Black HDPE

## Southwest

### DURABILITY

- Constructed from High Grade Polypropylene Material
- Reinforced Stress Points
- Superior Impact & Wear Resistance
- UV Protection

### CLEANABILITY

- Increased Airflow
- Better Waste Discharge
- Easier Cleaning
- Maintains Clean Environment

### PERFORMANCE

- Rot / Rust / Corrosion Proof
- Non-Porous / Moisture Resistant
- Lightweight / Rigid Designs
- No Rough Edges, Splinters
- Cost-Effective

### Panel Slats



PSSW24P



PSSW25W


ITEM NO.	DESCRIPTION
PSSW24P	2' x 4' Black Panel Slat
PSSW25W	2' x 5' White Panel Slat

ITEM NO.	DESCRIPTION
PSSW25	2' x 5' Black Panel Slat

## SOUTHWEST AGRI-PLASTICS INCORPORATED

### Kennel Slats

Made of high-impact polypropylene plastic, providing superior impact and wear resistance. It will not rust, rot, or corrode. Its non-porous surface features square openings .875" x .875" or 1.1" x 1.1", providing a clean, comfortable floor that keeps animals healthy and happy. The smooth surface reduces pad problems and inhibits the growth of bacteria. It is designed to withstand high-pressure washing and disinfectants. It can withstand up to 630 lbs. of pressure.



ITEM NO.	DESCRIPTION
PSSW24K	2' x 4' Kennel Slat




# Scraping Systems Specific To Your Application


## Heavy Duty Direct Drives ( 2 Year Warranty)



## Sheave Drives




## Innovative Limit Switch Design



## Quick and Easy Cable Tensioner

## Scrapers Designed For Your Project



## Fully Automatic Drive Controls

- Load Sensing and Graphing
- Cable Speed Monitoring
- Gutter Cleaner Interlock
- Intuitive Touch Screen Interface



## Custom Controls Available



## Manure Handling

### Automated Ag Scraper System

#### BENEFITS OF A SCRAPER SYSTEM FROM AUTOMATED AG

- Excellent in-house air quality
- Better bird health
- Better fly and rodent control
- Easier litter access
- No need to raise equipment and remove floor slats
- Saves time and labor

#### Scraper Drives

##### AAS-SD5G2HP FEATURES

- Inline cable drive setup
- Maintenance-free direct drive design
- 36 ft. per minute operating speed
- Easy to access grease points
- Built-in cable tension adjustment
- Wall mount kits available



AAS-SD5G2HP



AAS-SDH493

ITEM NO.	DESCRIPTION
AAS-SD5G2HP	5 Groove 2HP Scraper Drive
AAS-SDH493	Small Nest Scraper Drive

#### Parts for 5 Groove Scraper Drive



AAS-MNSD5GWSD



AAS-MNSD2TUA



AAS-MNSD5GGR



AAS-MNSD5GMW



AAS-BR24H

ITEM NO.	DESCRIPTION
AAS-MNSD5GWSD	5 Groove Wheel w/ Drive Shaft Welded In
AAS-MNSD5GWSI	5 Groove Wheel w/ Idler Shaft Welded In
AAS-MNSD2TUA	2" Takeup Bearing Assembly
AAS-MNSD5GBSP	Side Panel (Back Side)
AAS-MNSD5GRSP	Side Panel (Reducer Side)
AAS-MNSD5GGR	Gear Reducer
AAS-BR24H	2" Bearing 4-Hole Flange
AAS-MNSD5GMW	2" x 3" Machine Washer f/ 5-Groove Scraper



#### Parts for Nest Scraper Drive



AAS-SDH493G



AAS-SDH493S

ITEM NO.	DESCRIPTION
AAS-SDH493G	Gearbox
AAS-SDH493S	8" Sheave

#### 8" Scraper Corner Wheel

##### AAS-MN8CW

- All stainless steel construction
- Cast iron pulley
- Greasable 1" shaft



AAS-MN8CW



AAS-MN8CWCW



AAS-MN8CW1S

##### AAS-MN6CP (not pictured)

- All stainless steel corner post
- 6" over all height and pulley mounts at 4"
- 12" x 12" floor mounting plate

ITEM NO.	DESCRIPTION
AAS-MN8CW	8" Scraper Corner Wheel (Complete Unit)
AAS-MN8CWCW	8" Scraper Corner Wheel (Wheel Only)
AAS-MN8CW1S	1" Greasable Shaft f/ Scraper Corner Wheel
AAS-MNCWWM	Corner Wheel Wall Mount Assembled
AAS-MN6CP	6" SS Corner Post (Pulley Mounts @ 4")
AAS-MNWFP4	Wall/Floor Pulley Mount (Mounts @ 4")

## 6" Nest Scraper Wheel




ITEM NO.	DESCRIPTION
AAS-MNTIW6V	6" Nylon Nest Corner Wheel Assembly
MNNCW6HA	6" Horizontal Nylon Corner Wheel Assembly
MNNCW6	6" Nylon Scraper Corner Wheel (only)
*SW34*118S	¾ x 1½ x .045 SS Shim Washer
5/8X3BS	¾ x 3" SS Bolt
HRLN58S	¾" SS Lock Nut
CB1012-14	Brass Bushing ½ ID x ¾ OD

## Scraper Motors



ITEM NO.	DESCRIPTION
MT2HP56C	5 Groove Scraper Motor (2 HP)

## Scraper Cable & Cable Clamp



ITEM NO.	DESCRIPTION
CB516S	⅝ SS Cable (Price per foot.)
CBC516S	⅝ SS Cable Clamp



## Manure Scraper Accessories



ITEM NO.	DESCRIPTION
SWSL	Scraper Limit Switch
SWPRPMA	Prox Switch Mount Adaptor
SCPRI	Watchdog Scraper Proximity Sensor
SCPS	24 VDC 35 Watt 1.5 Amp Power Supply

## Zimmerman Scraper System

### 3 Groove



ITEM NO.	DESCRIPTION
MNZ3GDW	Drive Wheel

### 5 Groove

#### AAS-MN8CW

- All stainless steel construction
- Cast iron pulley
- Greasable 1" shaft



AAS-MN8CW



MNZ5GDS

MNZ5GIAB

MNZ5GIABF



AAS-MNSD5GW



AAS-MN8CWCW




AAS-MN8CW1S



MNZ5G16PB



MNZ5GIS



MNZ5GIW

ITEM NO.	DESCRIPTION
AAS-MNSD5GW	5 Groove Drive Wheel
AAS-MN8CW	8" Scraper Corner Wheel (Complete Unit)
AAS-MN8CWCW	8" Scraper Corner Wheel (Wheel Only)

ITEM NO.	DESCRIPTION
AAS-MN8CW1S	1" Greasable Shaft f/ Scraper Corner Wheel
MNZ5G16PB	16" Belt Pulley
MNZ5GB2	2" Bearing
MNZ5GDS	Drive Shaft
MNZ5GDSP	Side Panel

ITEM NO.	DESCRIPTION
MNZ5GIAB	Idler Adjustment Bracket
MNZ5GIABF	Idler Adjustment Bracket FL Side
MNZ5GIS	Idler Shaft
MNZ5GIW	5 Groove Idler Wheel

## Big Dutchman Scraper Parts



**Big Dutchman.**



MNDIW



MNDIWY



MNTPSDG

ITEM NO.	DESCRIPTION
MNDIW	Idler Wheel
MNDIWC	Idler Wheel Cleaner
MNDIWY	Idler Wheel Yoke
MNTPSDG	Small Scraper Drive Gearbox

## Rissler Conveyor

### Replacement Parts



MNRCD10T



MNRCS5051

ITEM NO.	DESCRIPTION
MNRCCHD	Corner Hold Down
MNRCD10T	10T Drive Sprocket
MNRCD18	18" Drive Shaft
MNRCP1W	Poly Idler Wheel
MNRCP1WB	Idler Wheel Shaft/Bracket



MNRCP1W



MNRCS




MNRCD18



MNRCP1WB


ITEM NO.	DESCRIPTION
MNRCS	Slip Clutch
MNRCS4060	4060 Sprocket for Slip Clutch
MNRCS5051	5051 Sprocket for Slip Clutch
MCR6218P	#62 x 18" Conveyor Chain Poly Slat

## Manure Belt



ITEM NO.	DESCRIPTION
MNB535	53 1/2" Manure Belt (Sold by the foot)

## Scraper Pit Exit Cover



ITEM NO.	DESCRIPTION
MNSPEC	Scraper Pit Exit Cover (Sold by the foot)

## Poultry Litter Treatment

PLT® - Poultry Litter Treatment has proven to be the most effective and economical litter acidifier available. PLT lowers litter pH and creates a beneficial environment in the poultry house by controlling ammonia released from the litter. The ammonia bound by PLT reduces environmental emissions and increases the nutrient value of poultry manure.

### FEATURES

- Can be used in any litter-based commercial poultry operation.
- Can be safely applied with birds in house.
- Decreases ventilation needs, which reduces fuel costs.



ITEM NO.	DESCRIPTION
FHPLT	Poultry Litter Treatment



## Incinerators

### Destructor



#### FEATURES

- 1,000 lb. capacity
- Only requires 10' x 10' space
- LP or diesel
- One re-adjustable gas burner
- Thermocouple installation to conserve fuel
- 115 Volt
- Inside or outside Installation
- Only 2% ash remains
- Counter-balanced charge door with 4" 3000° refractory lining

#### SPECS

- Height: 8' 4"
- Length: 6'
- Width: 4'
- Weight: 6,000 lbs.

ITEM NO.	DESCRIPTION
NIIDSD	Destructor – Diesel
NIIDSP	Destructor – LP
NIGD1	Grate for Destructor (1 piece) 30" x 8" (6 grates per unit)

### Destructor JR



#### FEATURES

- 100 lb. capacity
- Only requires 5' x 5' space
- LP or diesel
- One re-adjustable gas burner
- Inside or outside installation
- Charge door with 2 inch 3000° refractory lining

#### SPECS

- Height: 7' 10"
- Length: 5' 8"
- Width: 3' 6"
- Weight: 3,200 lbs.

ITEM NO.	DESCRIPTION
NIIDJD	Destructor JR – Diesel
NIIDJP	Destructor JR – LP
NIGJ1	Grate for Destructor Jr. (1 piece) ½" x 2" 20"

### TC275



#### FEATURES

- 275 lb. capacity
- Only requires 10' x 10' space
- LP or Diesel
- One re-adjustable gas burner
- Thermocouple installation to conserve fuel
- 115 Volt
- Inside or outside Installation
- Only 2% ash remains
- Counter-balanced charge door with 3000° refractory lining

#### SPECS

- Height: 8' 4"
- Length: 6'
- Width: 4'
- Weight: 6,000 lbs.

ITEM NO.	DESCRIPTION
NIITCD	TC275 – Diesel
NIITCP	TC275 – LP
NIGT1	Grate for TC275 Incinerator (1 piece) 28" x 8" (5 grates per unit)

## Replacement Parts for Diesel Incinerators



ITEM NO.	DESCRIPTION
NIBDCC30	30" Cad Cell
NIBDFN	Fuel Nozzle
NIBDGA	Gun Assembly
NIBDHC	Honeywell Control
NIBDIE	Ignitor Electrode
NIBDM	Motor
NIBDMC	Coupling
NIBDP	Fuel Pump
NIBDPK	Probe Kit
NIBDPW	Probe Wire
NIBDS120	Oil Solenoid Valve
NIBDT	Transformer
NIBDTDA	Burner Assembly

## Replacement Parts for LP Incinerators



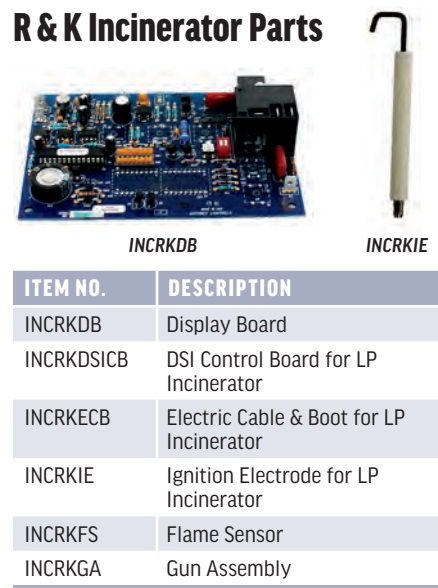
ITEM NO.	DESCRIPTION
NIBPBT	Blast Tube
NIBPBW	Blower Wheel
NIBPFG	Flange Gasket
NIBPGBK	Ground Barrier Kit
NIBPGV	Gas Valve
NIBPHC	Honeywell Control
NIBPIA	Ignitor Assembly
NIBPIE	Ignitor Electrode
NIBPM	Motor
NIBPT	Transformer
NIBPTDA	Burner Assembly
NIBPTS	Thermal Switch

## Interchangeable Replacement Parts



ITEM NO.	DESCRIPTION
NIBTDCC	Cal Control
NIBTDT6	6 Hr. Timer

## R & K Incinerator Parts



ITEM NO.	DESCRIPTION
INCRKDB	Display Board
INCRKDSICB	DSI Control Board for LP Incinerator
INCRKECB	Electric Cable & Boot for LP Incinerator
INCRKIE	Ignitor Electrode for LP Incinerator
INCRKFS	Flame Sensor
INCRKGA	Gun Assembly

## Replacement Parts for JR Incinerators



### LP Parts

ITEM NO.	DESCRIPTION
NIBPJ60	Burner Assembly
NIBPT60	60 Minute Timer

### Diesel Parts

ITEM NO.	DESCRIPTION
NIBDJA	Burner Assembly



# Poultry Hawk

PREMIUM SERIES



REMOTE COMMANDED  
GALVANIZED RAIL  
SOFT START  
450 LBS. CAP  
BASKET OPTIONS AVAILABLE

- POWDER-COATED
- 12V DEEP-CYCLE BATTERY

E-SERIES



- GALVALUME
- 18V OR 20V DRILL BATTERY

## ACCESSORIES AVAILABLE



TRACK DIVERTER



DOCK CHARGER



RAIL BRUSH

Simplifying the life of today's poultry farmers

[www.innovativepoultryproducts.com](http://www.innovativepoultryproducts.com)





## Pest Control

### Fly Bait

**The Average Housefly Lives 21 Days. After Eating QuickBayt®, It's 60 Seconds!**

QuickBayt® Fly Bait is a ready-to-use dry scatter bait. Special combination of two powerful attractants make it irresistible to flies. Contains Bitrex® bittering agent to help prevent accidental ingestion. Use indoors or outdoors.



FHFBQB40



FHFBQB5

#### FEATURES

- Starts killing nuisance flies in as little as 60 seconds
- Its red pellets contain two fly attractants to lure flies
- Fast acting, effective, convenient and versatile
- Contains Bitrex®, a bitter substance to help prevent accidental ingestion by children and animals
- Kills flies resistant to organophosphates and carbamates
- Ready to use as scatter bait, but also easy to use in bait stations or as a paint-on

#### ACTIVE INGREDIENTS

- 0.5% Imidacloprid
- 0.1% Z-9 tricosene

#### APPLICATIONS

- Scatter in areas where house fly numbers are excessive or where house fly breeding occurs. Apply at a rate of 1.5 oz. (3 tbsp) / 250 sq. ft.; **OR**
- Place QuickBayt® in bait stations out of animal access at least 4 ft. above the ground, in a motionless site where flies rest; **OR**
- As a paint-on, mix 3 lbs. of QuickBayt® with 1 qt. water and paint on surfaces where house fly numbers are excessive

ITEM NO.	DESCRIPTION
FHFBQB5	Quick Bayt 5 lb. Pail
FHFBQB40	Quick Bayt 35 lb. Pail

### Residual Fly Spray

#### FEATURES

- For broad spectrum control of crawling, flying, and wood-infesting insect pests in and around animal housing, warehouses, and processing and packing plants.
- Exclusive PolyZone technology creates a microscopic polymer film that protects from weather, precipitation, irrigation, and mechanical abrasion.
- This product is designed for both indoors and outdoors and will provide effective knockdown and long residual control of the pests listed on this label.
- Residual control that lasts for up to 90 days.
- This product is intended to be mixed with water and applied with hand pressurized or power operated sprayers.

ITEM NO.	DESCRIPTION
FHFSR	Residual Fly Spray Polyzone Annihilator



FHFSR

### Agita Fly Spray

#### FEATURES

- Residual has shown to be effective from 4 to 8 weeks, with an average residual of 6 weeks
- Reduces housefly populations in and around the outside perimeter of animal housing
- With fly sex attractant, Z-9-Tricosene
- Attracts and kills house flies (*Musca domestica*)
- For control of Litter Beetles (Darkling Beetles)
- Thiamethoxam spot spray fly bait
- Water dispersible granule insecticide for control of houseflies and litter beetles



FHFSRA10WG2

#### BEETLE IMPACTS

- Well-being; excessive litter beetles move under birds, causing them to sit and stand constantly
- Carcass quality; larvae bite birds, leaving scabs and sores
- Feed conversion; increased weight shown with good beetle control
- Disease vectors; host numerous pathogens
- Structural degradation; vapor barriers, sill sealers, spray foam and insulation are damaged

#### FLY IMPACTS:

- Distress; agitate animals
- Increase treatment costs; due to transmission of disease
- Disease vectors; can harbor more than 100 different pathogen species

ITEM NO.	DESCRIPTION
FHFSRA10WG2	Agita Fly Spray 2.2 lbs.

### Star Bar Fly Stiks

Hang wherever flies are a problem. Choose an area near a window or electric light source. The more light around the fly stick, the more flies will be attracted.

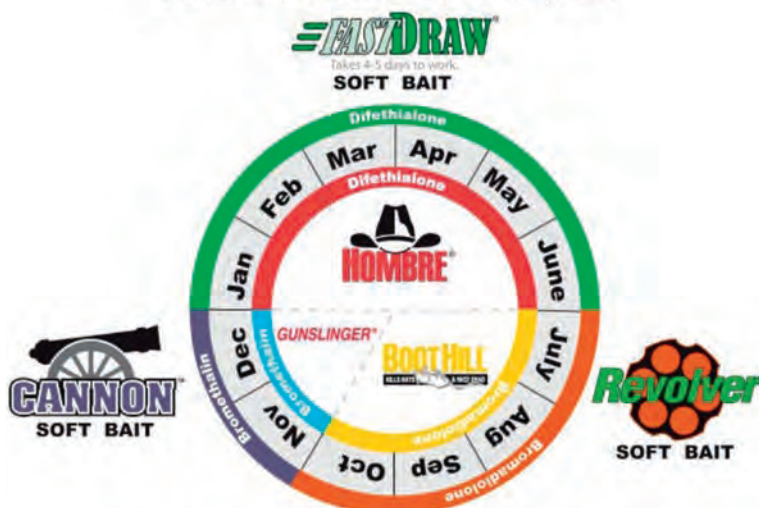
ITEM NO.	DESCRIPTION
FHFTFS24	24" Star Bar Fly Stik
FHFTFSJR	JR Star Bar Fly Stik



## Rodent Bait

Liphatech is a global leader in the research, manufacturing and distribution of innovative pest control products. They developed chlorophacinone, bromadiolone and difethialone, three of the industry's active ingredients. Stay ahead of the rodents and prevent disease outbreaks on your farm with this line of rodent baits from Liphatech. Their soft baits are wax free, so they won't melt in hot temperatures. Formulated with a mixture of milled grains and vegetable oils, they are palatable to rodents.

3 Rotational Options, 3 Active Ingredients, Liphatech



Control Rodents, Lower Feed Costs, Reduce Building Damage

### BootHill™



RBBMB20

#### FEATURES/ADVANTAGES

- Works well where moisture is a concern
- Whole food-grade grains make it the number one taste preferred by rats and mice
- USDA authorized for rodent control in federal inspection programs
- Contains Vitamin K1 Antidote, the same as all other anticoagulants
- Can be placed indoors and outdoors in bait stations for maximum baiting flexibility

**ACTIVE INGREDIENT:** Bromadiolone

**BAIT COLOR:** Tan

**MODE OF ACTION:** Second-Generation Anticoagulant

**EFFECTIVENESS TIME FRAME:** 4-6 Days

ITEM NO.	DESCRIPTION
RBBMB20	Boothill Mini Blocks 20 lbs.

### Hombre™



RBHMB20

#### FEATURES/ADVANTAGES

- Whole grains combined with less wax and dye contributes to the great taste
- One ¾ oz. mini-block can control up to 53 mice
- Notably effective for roof rat control
- Flexible formulations to meet various baiting needs
- Contains Vitamin K1 Antidote, the same as all other anticoagulants
- Authorized for rodent control in federal inspection programs
- Cost effective, more placements per container

**ACTIVE INGREDIENT:** Difethialone

**BAIT COLOR:** Tan

**MODE OF ACTION:** Second-Generation Anticoagulant

**EFFECTIVENESS TIME FRAME:** 4-5 Days

ITEM NO.	DESCRIPTION
RBHMB20	Hombre Mini Blocks 20 lbs.

### Revolver™



RBRB16

#### FEATURES/ADVANTAGES

- Outperforms competitive wax blocks and pellets
- Low cost per placement
- 0% wax = fast acceptance and control
- Less bait waste, saving you money
- Will not melt in high temperatures
- 12-gram pouch fits in hard to reach places

**ACTIVE INGREDIENT:** Bromadiolone

**BAIT COLOR:** Green

**MODE OF ACTION:** Second-Generation Anticoagulant

**EFFECTIVENESS TIME FRAME:** 4-5 Days

ITEM NO.	DESCRIPTION
RBRB16	Revolver 16#

## Rodent Bait

### FastDraw™



RBFSB16

FastDraw™ is a no-wax, soft bait that is highly palatable and an excellent option for controlling rodent infestations. The active ingredient is Difethialone, a second-generation, single-feed anticoagulant. Difethialone is formulated at 25 PPM (parts per million). This bait maintains its palatability and integrity (shape) in extreme hot and cold environments. Excellent for high temperatures and summer baiting.

#### FEATURES/ADVANTAGES

- Powerful Attractants – Gets infestations quickly under control
- Convenience & Versatility – Perfect for challenging placements above clean-out pits and subfloors
- Faster Results – Combines bait integrity of mini-blocks with money-saving, targeted dosing of place-packs
- Maximum Attraction – Even with competing food sources nearby. Contains food-grade grains and oils and no wax
- Draws In Rodents – Aroma escapes through breathable pouch and encourages feeding
- Works Quickly – Rodents generally accept within 24 hours; kills in 4-5 days
- Can be baited directly on the vertical rods in bait stations

**ACTIVE INGREDIENT:** Difethialone

**BAIT COLOR:** Green

**MODE OF ACTION:**

Second-Generation Anticoagulant

**EFFECTIVENESS TIME FRAME:** 4-5 Days

ITEM NO.	DESCRIPTION
RBFSB16	Fast Draw 16#

### Renegade



RBRM25

#### FEATURES/ADVANTAGES

- All-weather bait for wet or dry areas
- For indoor and outdoor use
- Kills Norway rats, roof rats, house mice and warfarin-resistant house mice.
- Norway rats and house mice may consume a lethal dose in one night's feeding, but it may take two or more days from time of consumption for them to die.

**ACTIVE INGREDIENT:** Difethialone

**BAIT COLOR:** Green

**EFFECTIVENESS TIME FRAME:** 4-5 Days

ITEM NO.	DESCRIPTION
RBRM25	Renegade Meal Bait 25 lb.



RBGMB425

### Cannon



RBCSB04

#### FEATURES/ADVANTAGES

- For indoor and outdoor use.
- Kills Norway rats, roof rats, house mice, and anticoagulant-resistant rats
- Rodents may consume a lethal dose in one night's feeding, but it may take two or more days from time of consumption for them to die

**ACTIVE INGREDIENT:** Bromethalin

ITEM NO.	DESCRIPTION
RBCSB04	Cannon Soft Rodent Bait

### Gunslinger™



Kills Norway rats, roof rats, & house mice. For indoor & outdoor use.

**ACTIVE INGREDIENT:** Bromethalin

**BAIT COLOR:** Green

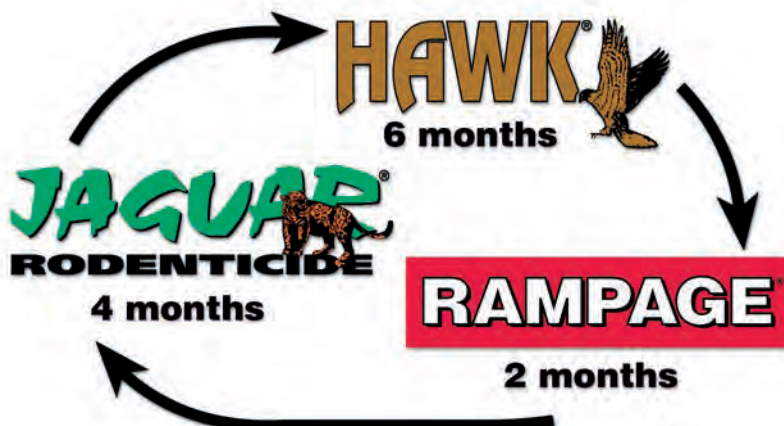
**EFFECTIVENESS TIME FRAME:** 1-2 Days

ITEM NO.	DESCRIPTION
RBGMB425	Gunslinger Mini Blocks



## Rodent Bait

Motomco has nearly 40 years experience in the development of proprietary rodent bait formulations. They use an extensive array of high quality, food-grade ingredients, many of which are purchased in small batch quantities to ensure freshness. They synthesize their own active ingredients to ensure their purity and consistency. In short, Motomco is a world-class formulator and manufacturer of the most comprehensive line of rodent baits.



### Jaguar



#### FEATURES/ADVANTAGES

- Made with the active ingredient Brodifacoum, a second-generation anticoagulant
- Excellent for areas of heavy rodent pressure and tough, hard to control infestations
- Rats and mice may consume a lethal dose in one night's feeding with first dead rodents appearing 4-5 days after feeding begins
- Mold and moisture resistant

ITEM NO.	DESCRIPTION
RBMJC09	Jaguar Chunx 9 lbs.
RBMJC18	Jaguar Chunx 18 lbs.
RBMJS16	Jaguar Soft Bait 16 lbs.
RBMJR150	Jaguar Rodenticide 50GM 73S
RBMJR73	Jaguar Rodenticide 50GM 73S

### Rampage



Specifically formulated for use in production livestock facilities, especially swine & poultry operations.

#### FEATURES/ADVANTAGES

- Higher melt point and an enhanced preservative system
- Use Rampage All-Weather Bait Chunx in a rotational program for at least 2 months
- Including a non-anticoagulant active at least once a year is critical to rotation to reduce any potential resistance issues in a population
- Rampage All-Weather Bait Chunx are mold & moisture resistant and can be used in many different conditions

ITEM NO.	DESCRIPTION
RBMRC04	Rampage Chunx 4 lbs.
RBMRC09	Rampage Chunx 9 lbs.
RBMRM12	Rampage Meal Bait 12 lbs.

### Hawk



#### FEATURES/ADVANTAGES

- Made with the active ingredient Bromadiolone, a second-generation anticoagulant
- Rats and mice may consume a lethal dose in one night's feeding with first dead rodents appearing 4-5 days after feeding begins
- Use Hawk Bait Chunx in a rotational program for up to 6 months, especially for regular maintenance baiting during spring & summer
- Formulated with an optimal blend of ingredients and low wax content for maximum palatability and weatherability
- Mold and moisture resistant
- Unique block shape and edges preferred by rodents that like to gnaw
- Contains holes for placing on rods in a bait station, or can be secured using nails or wire

ITEM NO.	DESCRIPTION
RBMHC09	Hawk Chunx 9 lbs.
RBMHC18	Hawk Chunx 18 lbs.
RBMHM25	Hawk Meal Bait 25 lbs.
RBMHR86	Hawk Rodenticide 1.5 oz. 86S

### Agrid 3

#### FEATURES/ADVANTAGES

- First and only rodenticide listed by OMRI (Organic Materials Review Institute) for use in Organic Production
- Active ingredient is Cholecalciferol (Vitamin D3), an acute rodenticide
- High melt point - blocks are stable up to 200 degrees
- Agrid3 Bait Chunx are mold & moisture resistant and can be used in damp environments



ITEM NO.	DESCRIPTION
RBMA3	Agrid3 Organic Chunks 4 lbs.

If you are building poultry related buildings, this is the place to go!



~Google Review~

## Rodent Bait-JT Eaton Bait Blocks

These 1 ounce bait blocks contain the active ingredient, Diphacinone 0.05%, a first-generation rodenticide. This rodent bait is an all weather block form and may be used both inside and outside. It has a center hole that may be used to "rod" the bait on rods in bait stations.

### APPLICATION

- Rats: Place 4-16 blocks (4-16 oz) per placement. Space placements at intervals of 15-30 feet in infested areas. Maintain a supply of fresh bait for at least 10 days after activity has ceased.
- Mice: Place 1 oz. blocks at intervals of 8-10 feet in infested areas. Maintain a supply of bait for at least 15 days until activity has ceased.
- Featured Benefits:
  - Mixture of natural foods and grain for high bait acceptance
- Center holes to secure the bait in bait stations for extra security.
- Kills Norway rats, roof rats and house mice in wet or dry areas. Mold and moisture resistance
- For indoor and outdoor use
- Each block is color-coded red to prevent misuse.
- 9 lb. pail of 144 one ounce blocks.



ITEM NO.	DESCRIPTION
RBBJTEAF	Apple Bait Blocks
RBBJTEPBF	Peanut Butter Bait Blocks
RBBST	Top Load Bait Station

## Bait Stations & Mouse Traps

**Aegis™ Mouse Bait Stations** provide more rodenticide capacity and convenient placement flexibility for vertical or horizontal mounting. The design allows for two blocks of rodenticide to be safely secured inside. The see-through tunnel entices mice to enter and feed. Available in a clear lid model with rotating hinges or an economical solid black model with living hinge.

**Note: Designed for use with Liphatech® (Boothill™, Hombre™ & Gunslinger™) mini blocks ONLY. Regular sized blocks/chunx will NOT fit in this station.**

### FEATURES/ADVANTAGES

- Easy and fast to service
- Easy-open lid allows for quick replacement of rodenticides
- Solid black lid model has a living hinge for lower costs
- Heavy-duty construction
- Anchoring holes for securing the station to floors, walls or pipes
- Includes key
- Dimensions: 5½"L x 4⅝"W x 1⅝"H
- Weight: 8 oz.

ITEM NO.	DESCRIPTION
RBBSA	Aegis Bait Station
MTRAP	Multi Catch Mouse Trap (Pro Ketch)

### Aegis Bait Station



RBBSA

### Multi Catch Mouse Trap

The treadle is attached to the lid, making cleaning out a quick and easy task.



MTRAP

## Durvet Dairy Bomb


25 oz. aerosol can: Dairy Bomb 55 is indicated for use in the control of flying and crawling insects in beef cattle operations, dairy barns (including milk houses and milk rooms), hog houses, barns, stables, animal quarters, milk rooms, and poultry houses.

Pressurized

Kills & repels - house flies, horn flies, stable

flies, horse flies, face flies, deer flies, gnats, mosquitoes, small flying moths (millers), asian lady beetles, roaches, waterbugs, sowbugs, spiders, centipedes, ants, crickets, wasps and hornets.

ITEM NO.	DESCRIPTION
DB-55	Durvet Dairy Bomb



DB-55

## Disinfectants & Cleaners

### Tek-Trol

Broad-spectrum antimicrobial agent for environmental surfaces

Kills pandemic 2009 H1N1 Influenza A Virus (formerly called Swine Flu)

- Disinfect
- Virucide
- Tuberculocidal
- Fungicide (against pathogenic fungi) mildewstat (on hard, non-porous, inanimate surfaces)
- Eliminates odors by attacking the source of the odors



FHDT17

FHDT1

ITEM NO.	DESCRIPTION
FHDT17	Tek-Trol Disinfect 17 oz. Aerosol Can
FHDT1	Tek-Trol II

## Cool Cell Cleaners



EVCNC

SCI-62 can be used to control algae, bacteria and pond weed in irrigation reservoirs, ponds, chemigation systems, and potable water sources.



EVCAS1

Triple-C is a proprietary blend of acids and surfactants designed to clean and remove scale and mineral buildup from cool cell pads. Triple-C provides a unique scrubbing action that effectively loosens and removes scale, mineral, and heavy metal deposits from cool cell pads. Other cool cell cleaning products are essentially algaecides/fungicides which have little effect on scale and mineral buildup. By removing the buildup, Triple-C provides a complete clean of your cool cell pads while saving you from expensive pad replacement costs.



EVCTCQ

ITEM NO.	DESCRIPTION
EVCNC	Cool n Klean
EVCAS1	SCI-62 Algaecide Cool Cell Treatment 1 Gal.
EVCTCQ	Triple C/Cool Cell Cleaner

## Water Line Cleaner

### Cid 2000 Pro



2.6 gallons; Cid 2000 Pro is an ideal product for the removal of heavy soils and scale/mineral build up in the drinking water system.

### DIRECTIONS FOR USE

Cleaning the system when not in use:

- To clean the system, use a 2% solution/2.5 oz. per gallon of water and leave to work in the system for 12-24 hours.
- After 12-24 hours, rinse with plenty of clean water to make sure all of the product is out of the entire system including nipples or cups.
- Make sure the animals do not have direct contact with the product at these levels.
- After flushing the system with clean water, it is recommended to follow your cleaning process with an EPA registered water line sanitizer or disinfectant to use continuously with animals present.

**While cleaning the operating system, never mix any other product with Cid 2000 Pro.**

### Mineral Clean

1 gallon

- Removes mineral build up.
- Reduces PH.
- Equipment friendly.

ITEM NO.	DESCRIPTION
FHWLCC2000	Cid 2000 Pro
FHPCM	Mineral Clean
FHPC	Proxy Clean



### Proxy Clean

### DIRECTIONS FOR USE

Directions for cleaning when the system is not in use:

- Determine the capacity of the drinking water system.
- Prepare a 1-3% solution, depending on contamination.
- Apply the solution.
- Remove the cap at the end of the drinking system to check for fizzing reaction, to determine that Proxy-Clean has reached every point.
- Activate all nipples or cups
- Allow the solution to circulate if possible
- If circulation is not possible, the system must stand full for at least 12 hours
- After cleaning, thoroughly flush with water.
- Reactivate all nipples and cups.



## Tube Heater Cleaner



ITEM NO.	DESCRIPTION
HTTC25	Tube Heater Cleaner 2.5 Gal

## Chlorine



ITEM NO.	DESCRIPTION
WTC5.25-1	1 Gal Chlorine 6%
WTC12.5-5	5 Gal Chlorine 12.5%

## Iodine



ITEM NO.	DESCRIPTION
FHI1.751	Iodine 1.75% 1 Gal.



## Foot Pan Powder



OG6260483



FHFPPJ

ITEM NO.	DESCRIPTION
FHFPPJ	Organic Foot Pan Powder 11 lb. Jug
FHFPP	Organic Foot Pan Powder
OG6260483	3 Gallon Rubber Feed Pan

## Hand Held Sprayers

### Chaplin Poly Sprayers

Ideal for weed control, pest control and fertilizers. Ergonomic pump handle makes pumping and carrying easy. Lightweight, polyethylene translucent tank making it easy to check fluid levels



ITEM NO.	DESCRIPTION
OG0614107	1 Gallon
OG1031517	2 Gallon

## Virkon S Disinfect



An essential to your biosecurity program, Virkon S Broad Spectrum Disinfectant in a 10 pound tub cleans and disinfects livestock housing, surfaces and equipment. It has been proven effective against more than 500 strains of viruses, bacteria and fungi including African Swine Fever, Foot and Mouth Disease, (FMD), Avian Influenza, Salmonella and Campylobacter.

### APPLICATIONS

- **Poultry:** hatcheries, broiler/breeder houses, processing plants
- **Swine:** farrowing, nursery, finisher, processing plants
- **Bovine:** stalls, feedlots, hospital pens
- **Equine:** stables, stalls, feed rooms
- **Companion Animals:** grooming & boarding, kennels
- Surfaces, equipment, vehicles, aerial disinfection, water delivery systems, footwear

### ACTIVE INGREDIENTS

- Potassium Peroxymonosulfate: 21.41%
- Sodium Chloride: 1.50%

### DIRECTIONS

Mix 1.3 ounces of Virkon S Powder to one gallon of warm water for a 1% solution. Once mixed, the solution stays stable for 7 days and can be applied using sprayers, foggers or mister systems. One gallon of solution will treat approximately 135 square feet.

ITEM NO.	DESCRIPTION
FHDVS10	Virkon S Disinfect-10 lbs.

# Personal Protection

## Biosecure Suits

ITEM NO.	DESCRIPTION
CAL25	Disposable Coverall L
CAXL25	Disposable Coverall XL
CAXXL25	Disposable Coverall 2XL
CAXXXL25	Disposable Coverall 3XL



BIOSECURE SUITS



BIOSECURE BOOTS

## Biosecure Boots

- Pack of 25 pair
- Recommended shoe size 12-16

ITEM NO.	DESCRIPTION
DB	Disposable Bio Security Boot L
DBXL	Disposable Bio Security Boot XL

## Biosecure Caps

ITEM NO.	DESCRIPTION
DC	Disposable Bio Security Cap



## Dust Masks & Respirators



DMCVM23NB10 - Box of 10



RSMH7



RSMF9

ITEM NO.	DESCRIPTION
DMCVM23NB10	Moldex 2300N95 Respirator
RSMH7	Series 7000 Half Mask Respirator (Box of 10)
RSMF9	Series 9000 Full Mask Respirator
RSMCMG	Multi-Gas Respirator Cartridges

## Swine Handling

### Sorting Panel

This durable 30" x 36" Swine Two-Way Solid Sorting Panel comes in handy for guiding swine in and out of stalls and crates. Features one-piece molded construction with no seams to protect the panel from bacteria. Includes rounded hand grips on the top and sides for easy handling. Lightweight, this 11-lb. panel may be easily manipulated by one person.

#### ADVANTAGES

- Made of high-density polyethylene
- Durable and lightweight for easy handling
- 1¼" flared edges on perimeter of sorting panel prevent sorting panels from falling into the pit
- Comfortable, rounded handle hole grips on the top & side allow for easy handling with better control
- Smooth surface is easy to clean and disinfect. Won't dent like aluminum
- Designed to address biosecurity issues while moving or sorting pigs with ease. Helps protect farm workers & hogs
- Manufactured as 1-piece solid molded construction with no seams to spilt open or harbor disease



ITEM NO.	DESCRIPTION
HGSPS30X36	Solid Sorting Panel
HGSPN2937R	Sorting Panel w/ Noise

### Sorting Paddle

#### FEATURES

- Delivers both visual and audile stimuli for sorting livestock of all types
- 6.25 inch-wide paddle creates a visual barrier, reinforced by the sound of BBs inside
- Comfortable golf-style grip
- Vinyl covering for protection and easy cleaning
- 48 inch long including handle



ITEM NO.	DESCRIPTION
OG2183317	48" HOT SHOT Sorting Paddle

### Sorting Pole

#### FEATURES

- Humane and effective tool for sorting livestock
- Allows the handler to gently control animals' movements
- Comfortable golf-style grip
- Vinyl covering for protection and easy cleaning



ITEM NO.	DESCRIPTION
OG2183333	54" HOT SHOT Sorting Pole

### DuraProd Livestock Prod

#### FEATURES

- Finest electric livestock prod on the market
- Patented technology to reduce feedback shock, sealed circuitry
- Rubber handle grip, oversized trigger, hand guard, built-in safety switch
- Four C-cell batteries included
- Comes with 36 inch rigid fiberglass shaft



ITEM NO.	DESCRIPTION
HSPDX36	Duraprod 36" Fiberglass Battery
HSPDXR36	Rechargeable Dura Prod 36" Fiberglass
HSPDXRBP	Rechargeable Battery Pack
HSPALKDP	High Amp Battery F/Prods



HSPDXRBP



HSPALKDP

### Livestock Prods

#### FEATURES

- Finest electric livestock prod on the market
- Patented technology to reduce feedback shock, sealed circuitry
- Rubber handle grip, oversized trigger, hand guard, built-in safety switch
- Four C-cell batteries included
- Comes with 36 inch rigid fiberglass shaft



HSPHS36



HSPSS36

ITEM NO.	DESCRIPTION
HSPHS36	The Green One
HSPSS36	The Red One
HSPHU36	The Red One Handle Unit Only
HSPHU36	The Green One Handle Unit Only



HSPHU36



HSPHU36

## Flexible Shafts



- Fits on any Hot-Shot Electric Livestock Prod
- Flexible shaft can withstand bending up to 180 degrees
- Use with livestock only

ITEM NO.	DESCRIPTION
HSPFX22	22" Flex Shaft
HSPFX32CL	32" Flex Shaft
HSPFX42CL	42" Flex Shaft

## Fiberglass Shafts




- Fits on any Hot-Shot Electric Livestock Prod
- Rigid fiberglass
- Use with livestock only

ITEM NO.	DESCRIPTION
HSPRH24	24" Fiberglass Shaft
HSPRH48CL	48" Fiberglass Shaft

## Power Mite

- Pocket-size livestock prod
- Moisture resistant
- Designed for close-in
- Includes two 9-volt alkaline batteries and latigo carrying strap



ITEM NO.	DESCRIPTION
HSPPM	Power Mite

# Poultry Handling

## Pickers

### Yellow Picker




ITEM NO.	DESCRIPTION
CPICKER	Yellow Picker
CPICKERJ	Jaw for Picker
CPICKERL	Hand Lever for Picker
CPICKERS	Spring for Picker
PKPP	Plastic Picker Pad

### Tough Tong Picker



ITEM NO.	DESCRIPTION
PKTT	Tough Tong Picker (Long)
PKTTS	Tough Tong Picker (Short)
PKTTJ	Jaw for Tough Tong Picker
PKTTTS	Tension Spring f/ Tough Tong Picker

### Chicken Catcher Hook



ITEM NO.	DESCRIPTION
CCH	Chicken Catcher Hook

### King Tong Picker



ITEM NO.	DESCRIPTION
PKKT	King Tong Picker
PKPKT	King Picker Pad



## Animal Identification

### Marking Crayons

Livestock marker in a crayon-style for breeding, sorting, inoculation and other marking needs.

- Temperature and weather resistant
- Use on wet or dry animals
- Available in 5 colors



ITEM NO.	DESCRIPTION
IDMCB	Animal Marking Crayon (Blue)
IDMCBL	Animal Marking Crayon (Black)
IDMCG	Animal Marking Crayon (Green)
IDMCO	Animal Marking Crayon (Orange)
IDMCR	Animal Marking Crayon (Red)

### Dye Spray

AerVOE's supreme quality livestock marking dyes are UV resistant and long lasting. Apply stripes, letters, numbers or other marks at any angle and with pinpoint accuracy.

- Excellent color visibility
- Long lasting marks
- Not affected by moisture and will not wash away
- Sprays in any direction
- Non-clogging
- More shots and linear feet than anything on the market



ITEM NO.	DESCRIPTION
IDMDSB	Animal Marking Dye Spray (Blue)
IDMDSBL	Animal Marking Dye Spray (Black)
IDMDSG	Animal Marking Dye Spray (Green)
IDMDSR	Animal Marking Dye Spray (Red)

### Paint Spray

Livestock marking paint provides good color visibility and retention when identifying cows in standing heat. It may also be used for other livestock marking purposes.

- Apply by hand or with #244 Spot Marker
- Operates in an inverted position
- Lasts up to 4 weeks
- Will not wash away once dry



ITEM NO.	DESCRIPTION
IDMPSB	Animal Marking Paint Spray (Blue)
IDMPSP	Animal Marking Paint Spray (Pink)
IDMPSR	Animal Marking Paint Spray (Red)

### Twist Sticks

Livestock marker in a twist-style for breeding, sorting, inoculation and other marking needs.

- Temperature and weather resistant
- Use on wet or dry animals
- Available in 7 colors



ITEM NO.	DESCRIPTION
IDMTB	Animal Marking Twist-Stick (Blue)
IDMTBL	Animal Marking Twist-Stick (Black)
IDMTFP	Animal Marking Twist-Stick (Pink)
IDMTG	Animal Marking Twist-Stick (Green)
IDMTO	Animal Marking Twist-Stick (Orange)
IDMTP	Animal Marking Twist-Stick (Purple)
IDMTR	Animal Marking Twist-Stick (Red)

## Farm and Ranch Supplies

### Waterers

#### Plasson Breeder Drinker

Made of a rugged high-impact plastic, formulated to withstand the ravages of the active poultry house for many years, each bell drinker features a ballast bottle, which acts independently of the bell and eliminates wear on the valve mechanism. Plus, Plasson bell drinkers ensure a constant water level and a dry floor; once a bird drinks as little as 10 grams (0.3 oz.) of water, this highly sensitive and maintenance-free system is activated. Our bell drinkers support new humane growing practices for complexes with natural certifications.

Approximately 10-12 PLASSON Breeder Drinkers are needed per 1000 adult birds. *(In hot climates, 12-14 drinkers per 1000).*



#### INSTRUCTIONS FOR USE

- For optimum efficiency, the working pressure is as follows: (6-8 psi).
- The pressure can be regulated by means of a pressure regulator or via a head tank.
- The ballast bottle should be completely filled with water up to the water level line. In frost prone areas, add antifreeze to the water.
- Adjust drinkers to the proper drinking height, always keeping the drinker lip a little higher than the bird's back.
- Keep water level in the bell trough as low as possible.

ITEM NO.	DESCRIPTION
WTPBRD	Plasson Breeder Drinker

#### Cyclone Biddie Drinker

The Biddie Drinker is an economic way to start chicks. They are made of corrosion free plastic and super easy to clean. It has an adjustable water level and float valve, allowing the drinker to shut off independently.



ITEM NO.	DESCRIPTION
WTCBD	Cyclone Biddie Drinker only

#### Plastic Dome Waterer-8 Gallon

##### FEATURES

- Large capacity waterer accommodates between 80-100 chickens
- Top-fill design
- Valve in base controls water flow
- Can also be used for ducks or other poultry
- Holds up to 8 gallons of water



*\*In stock only at our Beaver Springs location, but available for purchase at all three locations.*

ITEM NO.	DESCRIPTION
FRDPDW8G	Plastic Dome Waterer (8 gallon)

#### Plastic Poultry Waterer

This waterer is made of heavy-duty polypropylene, making it able to withstand cracking from cold weather. Its simple screw-on design makes it easy to assemble. The watering ring is designed to combine with the jar to create a gravity-fed waterer.



ITEM NO.	DESCRIPTION
FRPW1Y	Plastic Poultry Waterer (1 gallon)

#### Automatic Poultry Waterer

#### Never carry water to your birds again!

Great new design includes a 0.75 inch hose that attaches to a standard garden hose for a continuous flow of fresh water for your flock. Automatic float controls the water level so there is no spilling or overflow. Oversized cover extends beyond the edge of the bowl to prevent roosting and keep debris out of the water. Easy to assemble, easy to clean. Bowl is made of high-density polyethylene, cover is white polypropylene attached to a metal bracket. Designed for use with adult birds (not intended for baby chicks).



ITEM NO.	DESCRIPTION
FRPWA5Q	Automatic Poultry Waterer (5 qt.)

# FARM AND RANCH SUPPLIES

## Poultry & Game Bird Waterer

This large-capacity automatic poultry waterer features a vacuum-sealing O-ring cap that creates an automatic water flow. Made of dent-proof, heavy-duty translucent plastic that allows you to see the water level. The easy-to-fill jar snaps compactly onto the base, and the rugged handle makes transport around the yard easy. This is a durable unit that will stand up to plenty of use.

ITEM NO.	DESCRIPTION
FRPW12	Poultry & Game Bird Waterer (3 gallon)
FRPW5	Poultry & Game Bird Waterer (5 gallon)



3 Gallon



5 Gallon

## Cattle Feeder

### Round Bale Feeder

Tarter's Titan Bull Hay Feeder is designed for large round bale feeding to cattle in the harshest environments with herds and animals of all sizes. It is constructed with 2" round high-tensile strength steel tubing and features a Hay Saver ring for feed savings. The S-bar design prevents calves from getting inside the feeder, while the heavy-duty end post brace provides superior strength and easy assembly.

*\*In stock only at our Beaver Springs location, but available for purchase at all three locations.*



ITEM NO.	DESCRIPTION
TGFBF	Round Bale Feeder

### Kuhl Hanging Feeder

This feeder's built in grill helps to reduce extra feed waste. It is constructed of heavy-duty polypropylene plastic to prevent cracking over time and from cold weather.



ITEM NO.	DESCRIPTION
FDHFKP35	35 lb. Kuhl Hanging Feeder w/ Built In Grill
FDHFG	Grill for Hanging Feeder

## Poultry Feeders

*\*In stock only at our Beaver Springs location, but available for purchase at all three locations.*

### Plastic Dome Feeder

#### FEATURES

- Large capacity feeder
- Easy top-fill design with screw-on lid
- Legs keep feeder off the ground
- Easily removable Feed Saver ring minimizes spillage
- Holds up to 60 lbs. of feed



ITEM NO.	DESCRIPTION
FRDPDF60	Plastic Dome Feeder - 60 lbs.

### Brower Hanging Feeder

This feeder's tapered body ensures sufficient feed flow. It is constructed of heavy-duty plastic to prevent cracking. It has exclusive wire snap adjustments with 3 feed adjustment settings. It comes with a 3" deep pan and feeds approximately 45 birds.



ITEM NO.	DESCRIPTION
FDHFBP30	30 lb. Brower Hanging Feeder Plastic

### Plastic Poultry Feeder

#### FEATURES

- Hanging poultry feeder designed exclusively for the hobbyist
- Anti-scratch vanes help prevent crowding and feed waste, and the feed-saver lip minimizes spillage
- Adjustable feed level, metal hanging bracket
- Holds 22 pounds of feed

*\*In stock only at our Beaver Springs location, but available for purchase at all three locations.*



ITEM NO.	DESCRIPTION
FRDPPF22	Plastic Poultry Feeder - 22 lbs.

### Super Bowl Bucket Feeder

Feeder holds approximately 50 pounds of feed. The polished surface allows for easy cleaning. Snap together design makes assembly quick and easy.



ITEM NO.	DESCRIPTION
FDSBB	Super Bowl Bucket Feeder



## Chick Feeders

### Plastic Ground Feeder

#### FEATURES

- Flip-top ground feeder for poultry
- Easy to fill and clean
- Snap-in hinge for long life
- 28 feeding holes (14 per side)
- High-density polypropylene plastic



ITEM NO.	DESCRIPTION
RDPGF	Plastic Ground Feeder

### DURA-GRO Chick Starter Feeder

#### FEATURES

- Constructed from virgin high-density polyethylene
- Reinforced stress points
- Can be manually or automated filled
- 50-100 birds per feeder
- Improves flock uniformity and minimizes feed waste
- Easy to stack & store



ITEM NO.	DESCRIPTION
FDCSPDGH	DURA-GRO Chick Start Pan – 10 lb.
FDCSPDGL	DURA-GRO Chick Start Pan – 9 lb.

## Galvanized Hog Feeders



ITEM NO.	DESCRIPTION
FRDSDHF	Single Door Feeder
FRDDDHF	Two Door Hog Feeder

## Plastic Nesting Box

#### FEATURES

- Impact-resistant polyethylene will not rust, rot, or corrode
- Plastic surface is easy to keep clean and does not get as cold as metal
- Entrance perch and ventilation holes for fresh air.
- Lowered box floor helps prevent loss of bedding, sloped roof prevents roosting
- Can be mounted vertically or side by side



ITEM NO.	DESCRIPTION
FRDPNB	Plastic Nesting Box

## Galvanized Nesting Box

#### FEATURES

- Made of sturdy galvanized steel and durable plastic
- Amply sized, hen-friendly design features a front guard that prevents birds from scratching bedding out of the nest
- Plastic bottom is ventilated and angled slightly so eggs won't roll out of the nest
- Measures 31.5 in. long x 19.7 in. wide x 17.7 in. high when assembled



ITEM NO.	DESCRIPTION
FRDGTNB	Galvanized Nesting Box

# FARM AND RANCH SUPPLIES

## Nursing Bottles

*\*In stock only at our Beaver Springs location, but available for purchase at all three locations.*

### Snap On

#### FEATURES

- Bottle is FDA-approved, food-grade polyethylene plastic
- Translucent to show content level
- Nipple is a special rubber formula that preserves pliability and long life
- Handy snap-on top

ITEM NO.	DESCRIPTION
NB9812	2 QT Nursing Bottle-Snap On Nipple
NB9813	3 QT Nursing Bottle-Snap On Nipple



### Screw On

#### FEATURES

- Bottle is FDA-approved, food-grade polyethylene plastic
- Translucent to show content level
- Nipple is a special rubber formula that preserves pliability and long life
- Threaded top for a secure fit

ITEM NO.	DESCRIPTION
NB9312	2 QT Nursing Bottle-Screw On Nipple
NB9313	3 QT Nursing Bottle-Screw On Nipple



## Nipples

ITEM NO.	DESCRIPTION
NB93PK	Screw On Calf Nipple
NB98CN	Snap On Calf Nipple
NB94PK	Snap On Lamb Nipple
NB98PK	2 Pack Snap On Nipple
NB93SCPK	Plastic Ring for Screw on Calf Nipple



NB93PK.JPG



NB98CN.JPG



NB94PK.JPG



NB98PK.JPG



NB93SCPK.JPG

## Rubber Feed Pan

100% reinforced rubber composition makes these products extremely resistant to cold weather cracking. Multiple feeding of animals, salt and mineral feeders, ceramic tile soaking, and other farming and industrial chores.



ITEM NO.	DESCRIPTION
OG6260483	Rubber Feed Pan (3 gallon)

## Plastic Pan

Made of impact resistant DuraFlex plastic. Ideal for animal feeding, automotive oil pan, and many other practical uses. Multiple colors available.



ITEM NO.	DESCRIPTION
FRPP05	Plastic Pan (5 qt.)

## Plastic Muck Tub

Ideal for small cleanup jobs. Strong poly rope handles. Large mouth size makes for quick filling. Made from heavy-duty polyethylene to prevent cracking & warping. Multiple colors available.

*\*In stock only at our Beaver Springs location, but available for purchase at all three locations.*



ITEM NO.	DESCRIPTION
FRTP70Q	Plastic Muck Tub (70 qt.)

## Plastic Bucket

These plastic buckets are perfect for use on farms, ranches, and worksites everywhere. They are manufactured with heavy-duty plastic that helps prevent stress cracks & warping. Holds 8 quarts. Multiple colors available.

*\*In stock only at our Beaver Springs location, but available for purchase at all three locations.*



ITEM NO.	DESCRIPTION
FRBP08Q	Plastic Bucket (8 qt.)

## Stock Tanks

*\*In stock only at our Beaver Springs location, but available for purchase at all three locations.*

Little Giant Poly Stock Tanks are built tough for superior performance and long-lasting durability. Stock tanks have many versatile uses in the farm and ranch environment. They can double as hay tubs, storage bins, and chick brooders, as well as water tanks, to name a few. This tank has a sturdy, molded-in rim for easy handling. Oval shape eliminates corner stress. Drain plug has a standard  $\frac{3}{4}$  inch fitting for attaching to a garden hose. Available in several sizes.



ITEM NO.	DESCRIPTION
PST15G	15 Gallon
PST40G	40 Gallon
PST75G	75 Gallon
PST100G	100 Gallon
PST150G	150 Gallon

## Feed Scoops



5 Pint Plastic Feed Scoop



3 qt. Polypropylene Feed Scoop



4 qt. Galvanized Feed Scoop

ITEM NO.	DESCRIPTION
FSP5P	5 Pint Plastic Feed Scoop
OG2574648	3 Qt. Red Plastic Feed Scoop
OG7168024	4 Qt. Galvanized Feed Scoop

## Plastic Coated Egg Basket

Plastic coating helps prevent rust. Hard plastic handle. Holds approximately 15 dozen eggs.



ITEM NO.	DESCRIPTION
EGBPC	Plastic Coated Egg Basket
EGBPCC	Cover Grill f/ Egg Baskets

## Small Black Egg Gathering Basket

Basket design allows for easy cooling, washing and quick drying of eggs. It is made of heavy-duty coated wire to help prevent corrosion. The basket is securely welded at every joint and holds up to 3 dozen large eggs.



ITEM NO.	DESCRIPTION
EGBBS	Small Black Egg Gathering Basket

## Beginner Poultry Kit

**Great little starter kit for your backyard flock!**

### KIT INCLUDES

- 10.5" brooder reflector lamp plus 250W red heat lamp bulb
- 1.5-lb. plastic poultry chick feeder
- 1.5-qt. plastic poultry chick waterer
- 8" plastic ground feeder
- 12-page Poultry Guide booklet



*\*In stock only at our Beaver Springs location, but available for purchase at all three locations.*



## Egg Scales

- Hundredth of a gram accuracy
- 100 g maximum capacity
- Comes with 2 AAA batteries



ITEM NO.	DESCRIPTION
EGSD500G	Digital Egg Scales 500 Gram Capacity



# FARM AND RANCH SUPPLIES

## Incubator

### FEATURES

- Digital Display – Shows temperature, humidity, & days to hatch
- E-Z Fill Water Channels – Add water without removing the lid
- Incutek Heater – Heats to factory pre-set of 100°F within minutes
- Days to hatch countdown – Set at 21 days. Adjustable for variety of eggs
- Hi-Lo Temp Notification – Light flashes when outside of range
- Integrated Fan – Pulls in and circulates fresh air to stabilize temperature and improve hatch
- Automatic Egg Turner – Eliminate egg handling. Holds 41 eggs.
- Egg Candler – Check the internal development process of the eggs
- Durable plastic shell – Protects incubator and easy to clean
- Large window – Provides 360° unobstructed view inside incubator
- Deep bottom tray – To accommodate even larger duck & goose eggs



ITEM NO.	DESCRIPTION
IBFIPS4250	FI Pro Series Incubator w/ Egg Turner

## Bird Scales

### Hand Held Digital Bird Scales

#### FEATURES

- 22 lb. capacity, ¼ oz. or 0.02 lb. readability
- Robust, lightweight, and simple to operate
- Operates as a handheld or suspended
- Large easy to read LCD display
- Tare and hold annunciators
- Weighing handle included
- Multiple units of measurement (lb., lb. oz., kg.)
- Carrying pouch with belt clip to protect scale while not in use
- Memory tare function retains tare during power off and power on
- Powered by 9V Alkaline battery (included)
- CE electromagnetic compatibility



### Hand Held Digital Economy Bird Scale

#### FEATURES

- Perfect for fishing trips
- Built tough for the sportsman
- Displays lb., kg., and oz.
- Energy saving Auto Off
- Low battery indicator
- Built in tape measure



ITEM NO.	DESCRIPTION
BSDHH	Hand Held Digital Bird Scales
BSDHHE	Hand Held Digital Economy Bird Scale

## Environmental Meters

### 4 In 1 Environmental Meter Hand Held

#### FEATURES

- Measures and displays air speed in five Imperial or metric units
- Also measures and displays ambient temperature, relative humidity (RH) and light level
- "K" port for measuring surface temperature using an optional Type "K" thermocouple probe
- Small and light enough for one-handed operation
- Min/Max memory + data hold
- Single and multi-point averages
- °F/°C switch
- Zero offset for light level measurement
- Auto power off
- Tripod mount



### Hand Held Humidity & Temperature Pen

#### FEATURES

- Check home ventilation for efficiency & comfort
- Monitor green-house environment
- Fits in your shirt pocket with back clip
- Humidity range: 20 to 100% RH
- Temperature range: 32° to 122° F



ITEM NO.	DESCRIPTION
THE41M	4 In 1 Environmental Meter Hand Held
THHLD	Hand Held Humidity & Temperature Pen

## Hand Tools

### Shovels

#### Flat Shovel

Lacquered and tumble finish on head, green steel collar.




#### Dirt Shovel

Lacquered and tumble finish on head, green steel collar. 6 in. soft cushion grip.



#### Grain Shovel

Used for scooping grain, snow, mulch, or other general purpose cleanup.



#### Aluminum Bully Shovel



ITEM NO.	DESCRIPTION
OG4576625	Grain Shovel
FRTSB36H	Aluminum Bully Shovel

#### Manure Fork

Farming quality tool. Forged head. Premium ash handle with lacquered finish.



#### Rake

Gray welded head, gray steel ferrule, and green steel collar.



ITEM NO.	DESCRIPTION
OG0024257	Manure Fork
OG2284321	Metal Rake

*\*In stock only at our Beaver Springs location, but available for purchase at all three locations.*

### Broom

Dual purpose, split-tip polypropylene fibers. Stiff inner fibers sweep concrete, asphalt and wood with ease. Soft outer fibers sweep away fine dirt and dust. Steel die-cast connector bolted into 1½ in. thick solid hardwood block and steel tee-pee broom brace to secure 60 in. handle, defer stress and balance the load during sweeping. 3 in. bristle.



ITEM NO.	DESCRIPTION
OG2120509	Broom

### Wheelbarrow

#### FEATURES

- Poly tray for easy clean-up.
- 16 in. pneumatic tires.
- Capacity of 8 cu-ft.
- Handle dimension of 60 in. L x 1½ in. W x 2 in. H.
- Made of polypropylene copolymer.



ITEM NO.	DESCRIPTION
OG6892905	8 Cubic Foot Wheelbarrow

*\*In stock only at our Beaver Springs location, but available for purchase at all three locations.*

## Gloves

### Leather Gloves

Split leather palm, leather index finger, leather finger tips, leather knuckle strap and pull, striped cotton back, wing thumb, gunn-cut design and rubberized gauntlet cuff. Ideal for metal fabricating, plant maintenance, lumber or any application where severe wear is present.



ITEM NO.	DESCRIPTION
OG0042549	Large Split Leather Palm Gloves
OG1578848	Large Welder Gloves

### Latex Gloves

String knit polyester/cotton blend with blue latex coated palm and knit wrist.



ITEM NO.	DESCRIPTION
OG1111210	Medium Flexigrip Latex Gloves
OG7243892	Large Flexigrip Latex Gloves

### Mechanic Gloves

Synthetic leather palm, all-purpose and abrasion resistant, reinforced, double-layer palm, sweat wipe on thumb, padded knuckle protection and adjustable hook and loop closure.



ITEM NO.	DESCRIPTION
OG7283260	X-Tough Large Gloves
OG7283278	X-Tough XL Gloves

# FARM AND RANCH SUPPLIES

## Heat Lamp & Bulbs

Features insulated porcelain sockets, heavy-gauge aluminum reflectors and hang-up hooks. Bulb guards snap on the reflector, two-conductor and polarized male plugs. Sturdy clamp with vinyl coated grips hold lamp in place. Used for pig and chicken brooders or as a temporary heat source. 10 in. reflector diameter. 250 W/125 V. UL, cUL listed.

ITEM NO.	DESCRIPTION
HTHLC	Heat Lamp w/ Clamp
LGHLB250C	Clear Heat Lamp Bulb
LGHLB250R	Red Heat Lamp Bulb



HTHLC



LGHLB250C

LGHLB250R

## Fence Charger

**A powerful model designed for today's large pastures.**

Ideal for single or multi-wired high tensile fences. The super energizer 5 does everything a fence controller should do; it just does it better. Super energizer 5 is equipped with a built-in digital performance meter which tells you the exact condition of fence. Shocks through wet weeds and brush. Over 8000 V of holding power with 500 Ohm load. New color-coded fence and ground terminals. Red to the fence and black to ground. The super energizer 5 controls both predators and livestock, including sheep and goats. Fuse protection with built-in lightning arresters.



ITEM NO.	DESCRIPTION
OG5197280	Fence Charger

## Lubricants

### PB B'laster

PB B'laster quickly busts loose rusted or frozen parts caused by rust and corrosion. It also contains a non-evaporating lubricant that saves time and equipment and protects against further rust and corrosion.



### WD40 Smart Straw

WD-40 is a multi-use product lubricates moving parts such as hinges, wheels, rollers, chains and gears. It protects against rust and corrosion on items like tools and sporting equipment. It penetrates to free stuck corroded parts like nuts, bolts, valves and locks. It quickly removes adhesives, corrosion and paint. It displaces moisture to restore water flooded equipment such as engines, spark plugs and power tools.



ITEM NO.	DESCRIPTION
DIBP	12 oz. PB B'laster
OG0572867	WD40 Smart Straw 11 oz.

## Expanding Foam

An all-purpose foam that is ideal for smaller cracks and voids. Use it on both indoor and outdoor applications. It performs in the widest range of temperatures among all Touch 'n Foam products, ranging from 30 to 120 deg F. Fill small gaps in walls, around exhaust vents, plumbing fixtures, baseboards, sill plates and electrical outlet boxes.



ITEM NO.	DESCRIPTION
OG5463609	12 oz. Expanding Foam

## Duct Tape

Poly-coated cloth backing with a very aggressive adhesive that bonds to almost any surface. Good conformability. Water and tear resistant.



ITEM NO.	DESCRIPTION
OG6183974	"Fix-It" Duct Tape



## Boots

*\*In stock only at our Beaver Springs location, but available for purchase at all three locations.*

### Muck Boots

#### Chore

##### FEATURES

- 100% waterproof
- Easy to clean rubber overlays
- Steel shank
- Stretch-fit topline binding snugs calf to keep warmth in and cold out
- 5mm NEOPRENE bootie with four-way stretch nylon
- Durable, lightweight rubber outsole



ITEM NO.	DESCRIPTION
BOMCHB08	Size 8-Black
BOMCHB09	Size 9-Black
BOMCHB10	Size 10-Black
BOMCHB11	Size 11-Black
BOMCHB12	Size 12-Black
BOMCHB13	Size 13-Black

#### Woody Max Realtree

##### FEATURES

- 100% waterproof
- 5mm Neoprene bootie
- Warm fleece lining
- Comfort Topline
- 2mm thermal foam under the foot bed
- EVA midsole for added comfort
- Bob-tracker molded outsole
- Update to Realtree Edge™ Camo



ITEM NO.	DESCRIPTION
BOMWMR08	Size 8
BOMWMR09	Size 9
BOMWMR10	Size 10

ITEM NO.	DESCRIPTION
BOMWMR11	Size 11
BOMWMR12	Size 12
BOMWMR13	Size 13

### Rubber Boots

#### Black Rubber Boots

##### FEATURES

- 100% waterproof
- CT (comfort technology) offers a unique scalloped top-line design to accommodate flexing
- Unique Trac10™ outsole design enhances slip resistance and stability underfoot
- Contour heel cup molding reduces heel slippage
- Foot form contour insole provides additional comfort
- Sleek and contemporary, the Servus CT knee boot is a great choice for general conditions



ITEM NO.	DESCRIPTION
BORB06	Size 6
BORB07	Size 7
BORB08	Size 8
BORB09	Size 9
BORB10	Size 10
BORB11	Size 11
BORB12	Size 12
BORB13	Size 13

#### Green Rubber Boots

##### FEATURES

- 100% waterproof
- Tdt (triple density technology) uses proprietary compound formulations for increased resistance to degradation from many harsh chemicals
- Outsole perimeter is formulated for tough, long-wearing support
- Center sole is dual compounded for cushioning, long wear and traction on slick surfaces
- Compounded for long wear and slip resistance
- Foot form contour insole provides additional comfort
- Reinforced construction at critical stress points provides extended durability
- Higher, wider, kick-off lugs offer easy on/off convenience



ITEM NO.	DESCRIPTION
BORG07	Size 7
BORG08	Size 8
BORG09	Size 9
BORG10	Size 10
BORG11	Size 11
BORG12	Size 12
BORG13	Size 13

## Motors

### WEG Auger Motors

WEG Auger Drive motors are specifically designed for Feed-drive units requiring a reliable and efficient motor. Provided with mechanical protection of centrifugal switch to prevent damage to the motor in case of overspeed, manual thermal overload protection and two bolts mounting NEMA "N" flange.



ITEM NO.	DESCRIPTION
MTWA050	½ HP Weg Auger Motor
MTWA075	¾ HP Weg Auger Motor
MTWA100	1 HP Weg Auger Motor



## Motors

### Leeson

#### C-Face Motors



ITEM NO.	DESCRIPTION
FDPIDD60M1	1 HP Leeson Farm Duty C-Face Motor - Used for Val-Co 60 FPM Feeder Drive
FDPIDD90M1.5	1½ HP Leeson Farm Duty C-Face Motor - Used for Val-Co 60 FPM Feeder Drive

#### Rod Conveyor Motor



ITEM NO.	DESCRIPTION
MTDSRC	½ HP 41 RPM Gearmotor

#### Auger Motor



ITEM NO.	DESCRIPTION
MTLA050	½ HP Leeson Auger Motor
MTLA075	¾ HP Leeson Auger Motor
MTLA100	1 HP Leeson Auger Motor

### Heavy-Duty Single Phase Hi-Torque Motors are designed specifically for severe "Farm Duty" applications.

The motors have double sealed ball bearings prelubricated with Exxon POLYREX® EM Grease which has an operating temperature range of -20° F to +350° F and a special formulation to provide extra bearing protection. These Lesson® Motors are single Phase, 60 Hertz.

#### ADDITIONAL FEATURES/ADVANTAGES

- Gasketed Capacitor Housing and Conduit Boxes
- Copper Windings and Varnish
- Manual Overload Protection
- Totally Enclosed Fan Cooled
- Double Shielded Ball Bearings
- Rubber Boot Over Manual Reset for Weather Protection
- Capacitor Start
- Service Factor 1.15
- High Starting Torque
- 1725 RPM

#### Farm Duty Motors



ITEM NO.	DESCRIPTION
MTLFD033	⅓ HP Leeson Farm Duty Motor - ½" Shaft
MTLFD050	½ HP Leeson Farm Duty Motor - ¾" Shaft
MTLFD075	¾ HP Leeson Farm Duty Motor - 1" Shaft
MTLFD100	1 HP Leeson Farm Duty Motor - 1½" Shaft
MTLFD150	1½ HP Leeson Farm Duty Motor - 2" Shaft
MTLFD200	2 HP Leeson Farm Duty Motor - 2½" Shaft

ITEM NO.	DESCRIPTION
MTLFD300	3 HP Leeson Farm Duty Motor - Extra High Torque 1½" Shaft
MTLFD500	5 HP Leeson Farm Duty Motor - Extra High Torque 1½" Shaft
MTLFD750	7.5 HP Leeson Farm Duty Motor - Extra High Torque 1½" Shaft
MTLFD999	10 HP Leeson Farm Duty Motor - Extra High Torque 1½" Shaft

**Aerotech****Fan Motors**

ITEM NO.	DESCRIPTION	VENDOR NO.
MTAFM181725	½ HP 1625 RPM Aerotech Fan Motor	FM1010
MTAFM141625	¼ HP 1625 RPM Aerotech Fan Motor	FM1043
MTAFM131075	⅓ HP 1075 RPM Aerotech Fan Motor	FM1008
MTAFM131625	⅓ HP 1625 RPM Aerotech Fan Motor	FM1009
MTAFM12825SS	½ HP 825 RPM/SS Aerotech Fan Motor – Single Speed	FM1048
MTAFM12850VS	½ HP 850 RPM/VS Aerotech Fan Motor - Variable Speed	FM1011
MTAFM121725	½ HP 1725 RPM Aerotech Fan Motor	FM1022
MTAFM1850	1 HP 850 RPM Aerotech Fan Motor - Single Phase	FM1057
MTAFM11725	1 HP 1725 RPM Aerotech Fan Motor - Single Phase	FM1024
MTAFM21725	2 HP 1725 RPM Aerotech Fan Motor	FM1059
MTAFM1217253P	½ HP 1725 RPM Aerotech Fan Motor - 3 Phase	FM1027
MTAFM117253P	1 HP 1725 RPM Aerotech Fan Motor - 3 Phase	FM1029

**Pit Fan Motors**

ITEM NO.	DESCRIPTION
MTAFMP163350120	120V Aerotech Pit Fan Motor
MTAFMP163350240	240V Aerotech Pit Fan Motor

**Fan Motors**

1725 RPM



ITEM NO.	DESCRIPTION
MTMF05030	½ HP Marathon Fan Motor 1.3 SF
MTMF10030	1 HP Marathon Fan Motor 1.3 SF
MTF112172556	1½ HP Marathon Fan Motor

**Fan Motors**

ITEM NO.	DESCRIPTION
MTLF0500850	½ HP 850 RPM Leeson Fan Motor with ½" Shaft



## Belts &amp; Pulleys

## 4L Series



ITEM NO.	DESCRIPTION
VB4L200	4L200 20" V Belt
VB4L210	4L210 21" V Belt
VB4L220	4L220 22" V Belt
VB4L230	4L230 23" V Belt
VB4L240	4L240 24" V Belt
VB4L250	4L250 25" V Belt
VB4L260	4L260 26" V Belt
VB4L420	4L420 42" V Belt
VB4L430	4L430 43" V Belt
VB4L440	4L440 44" V Belt
VB4L450	4L450 45" V Belt
VB4L460	4L460 46" V Belt
VB4L470	4L470 47" V Belt – Used for 36" Galvanized Fan
VB4L480	4L480 48" V Belt - Used for 48" Galvanized Fan & 36" Fiberglass Fan
VB4L490	4L490 49" V Belt
VB4L5000	4L500 50" V Belt – Used for 54" Galvanized Fan & 50" Fiberglass Fan
VB4L510	4L510 51" V Belt
VB4L520	4L520 52" V Belt
VB4L530	4L530 53" V Belt
VB4L540	4L540 54" V Belt – Used for 54" Fiberglass Fan
VB4L550	4L550 55" V Belt
VB4L700	4L700 70" V Belt

## 5L Series



ITEM NO.	DESCRIPTION
VB5L230	5L230 23" V Belt
VB5L240	5L240 24" V Belt
VB5L250	5L250 25" V Belt
VB5L260	5L260 26" V Belt
VB5L270	5L270 27" V Belt
VB5L280	5L280 28" V Belt
VB5L290	5L290 29" V Belt
VB5L300	5L300 30" V Belt

## A Series



ITEM NO.	DESCRIPTION
VBA25	A25 27" V Belt
VBA26	A26 28" V Belt
VBA27	A27 29" V Belt
VBA28	A28 30" V Belt
VBA29	A29 31" V Belt
VBA30	A30 32" V Belt
VBA31	A31 33" V Belt
VBA32	A32 34" V Belt
VBA33	A33 35" V Belt
VBA34	A34 36" V Belt
VBA35	A35 37" V Belt
VBA36	A36 38" V Belt
VBA37	A37 39" V Belt
VBA38	A38 40" V Belt
VBA39	A39 41" V Belt
VBA40	A40 42" V Belt
VBA41	A41 43" V Belt
VBA42	A42 44" V Belt
VBA43	A43 45" V Belt
VBA44	A44 46" V Belt
VBA45	A45 47" V Belt
VBA46	A46 48" V Belt
VBA47	A47 49" V Belt
VBA48	A48 50" V Belt
VBA49	A49 51" V Belt
VBA50	A50 52" V Belt
VBA51	A51 53" V Belt
VBA52	A52 54" V Belt
VBA53	A53 55" V Belt
VBA54	A54 56" V Belt
VBA55	A55 57" V Belt
VBA56	A56 58" V Belt
VBA57	A57 59" V Belt
VBA58	A58 60" V Belt
VBA59	A59 61" V Belt
VBA60	A60 62" V Belt
VBA61	A61 63" V Belt
VBA62	A62 64" V Belt
VBA63	A63 65" V Belt
VBA64	A64 66" V Belt
VBA65	A65 67" V Belt
VBA66	A66 68" V Belt
VBA67	A67 69" V Belt
VBA68	A68 70" V Belt
VBA69	A69 71" V Belt

## B Series



ITEM NO.	DESCRIPTION
VBB28	B28 31" V Belt
VBB29	B29 32" V Belt
VBB30	B30 33" V Belt
VBB31	B31 34" V Belt
VBB32	B32 35" V Belt
VBB33	B33 36" V Belt
VBB34	B34 37" V Belt
VBB35	B35 38" V Belt
VBB36	B36 39" V Belt
VBB37	B37 40" V Belt
VBB38	B38 41" V Belt
VBB39	B39 42" V Belt
VBB40	B40 43" V Belt
VBB41	B41 44" V Belt
VBB42	B42 45" V Belt
VBB43	B43 46" V Belt
VBB44	B44 47" V Belt
VBB45	B45 48" V Belt
VBB46	B46 49" V Belt
VBB47	B47 50" V Belt
VBB48	B48 51" V Belt
VBB49	B49 52" V Belt
VBB50	B50 53" V Belt
VBB51	B51 54" V Belt
VBB52	B52 55" V Belt
VBB53	B53 55" V Belt
VBB54	B54 57" V Belt
VBB55	B55 58" V Belt
VBB56	B56 59" V Belt
VBB57	B57 60" V Belt
VBB58	B58 61" V Belt
VBB59	B59 62" V Belt
VBB60	B60 63" V Belt
VBB61	B61 64" V Belt
VBB62	B62 65" V Belt
VBB63	B63 66" V Belt
VBB64	B64 67" V Belt
VBB65	B65 68" V Belt
VBB66	B66 69" V Belt
VBB67	B67 70" V Belt
VBB68	B68 71" V Belt
VBB69	B69 72" V Belt
VBB70	B70 73" V Belt
VBB71	B71 74" V Belt
VBB98	B98 101" V Belt

## Cogged Belts



ITEM NO.	DESCRIPTION
VBAX40	AX40 42.3" Cogged V Belt
VBAX41	AX41 43.3" Cogged V Belt
VBAX42	AX42 44.3" Cogged V Belt
VBAX43	AX43 45.3" Cogged V Belt
VBAX44	AX44 46.3" Cogged V Belt
VBAX45	AX45 47.3" Cogged V Belt - Used for 36" Galvanized Fan
VBAX46	AX46 48.3" Cogged V Belt - Used for 48" Galvanized Fan & 36" Fiberglass Fan
VBAX47	AX47 49.3" Cogged V Belt
VBAX48	AX48 50.3" Cogged V Belt - Used for 54" Galvanized Fan & 50" Fiberglass Fan
VBAX49	AX49 51.3" Cogged V Belt
VBAX50	AX50 52.3" Cogged V Belt
VBAX51	AX51 53.3" Cogged V Belt
VBAX52	AX52 54" Cogged V Belt - Used for 54" Fiberglass Fan
VBAX53	AX53 55.3" Cogged V Belt

## Power Twist Belt



ITEM NO.	DESCRIPTION
VBAPTB	A Link Belt - Red - Sold per Foot
VBBPTB	B Link Belt - Green - Sold per Foot

## Pulleys

### Aluminum Pulleys



ITEM NO.	DESCRIPTION
VAA8006	8" x 3/8" Aluminum Pulley
VAA8007	8" x 3/4" Aluminum Pulley
VAA801	8" x 1" Aluminum Pulley
VAA9007	9" x 3/4" Aluminum Pulley
VAA901	9" x 1" Aluminum Pulley
VAA10007	10" x 3/4" Aluminum Pulley
VAA101	10" x 1" Aluminum Pulley
VAA12006	12" x 3/8" Aluminum Pulley
VAA1410	14" x 1" Aluminum Pulley

### Plastic Pulleys



ITEM NO.	DESCRIPTION
VAP801	8.25" x 1" Plastic Pulley - used on 36" Val-Co Hypermax Fan
VAP901	9.25" x 1" Plastic Pulley - used on 48" Val-Co Hypermax Fan
VAP101	10.25" x 1" Plastic Pulley - used on 54" Val-Co Hypermax Fan

## AK Series Pulleys



### Single Pulleys

ITEM NO.	DESCRIPTION
<b>5/8" Bore</b>	
VAK2010	A Pulley 2" x 5/8" Bore
VAK2510	A Pulley 2.5" x 5/8" Bore
VAK3010	A Pulley 3.05" x 5/8" Bore
VAK3210	A Pulley 3.25" x 5/8" Bore
VAK3410	A Pulley 3.45" x 5/8" Bore
VAK3910	A Pulley 3.75" x 5/8" Bore
VAK4110	A Pulley 3.95" x 5/8" Bore
VAK4610	A Pulley 4.45" x 5/8" Bore
VAK5110	A Pulley 4.95" x 5/8" Bore
<b>7/8" Bore</b>	
VAK2514	A Pulley 2.5" x 7/8" Bore
VAK3014	A Pulley 3.05" x 7/8" Bore
VAK3214	A Pulley 3.25" x 7/8" Bore
VAK3414	A Pulley 3.45" x 7/8" Bore
VAK3914	A Pulley 3.75" x 7/8" Bore
VAK4114	A Pulley 3.95" x 7/8" Bore
VAK4614	A Pulley 4.45" x 7/8" Bore
VAK5114	A Pulley 4.95" x 7/8" Bore



### Double Pulleys

ITEM NO.	DESCRIPTION
<b>5/8" Bore</b>	
VAKD2310	Double A Pulley 2.3" x 5/8" Bore
VAKD2510	Double A Pulley 2.5" x 5/8" Bore
VAKD3010	Double A Pulley 3.05" x 5/8" Bore
VAKD3410	Double A Pulley 3.45" x 5/8" Bore
VAKD4110	Double A Pulley 3.95" x 5/8" Bore
<b>7/8" Bore</b>	
VAKD2314	Double A Pulley 2.3" x 7/8" Bore
VAKD2514	Double A Pulley 2.5" x 7/8" Bore
VAKD3014	Double A Pulley 3.05" x 7/8" Bore
VAKD3414	Double A Pulley 3.45" x 7/8" Bore
VAKD4114	Double A Pulley 3.95" x 7/8" Bore

## BK Series Pulleys



### Single Pulleys

ITEM NO.	DESCRIPTION
<b>5/8" Bore</b>	
VBK2510	B Pulley 2.5" x 5/8" Bore
VBK3010	B Pulley 3.15" x 5/8" Bore
VBK3410	B Pulley 3.55" x 5/8" Bore
VBK4010	B Pulley 3.95" x 5/8" Bore
VBK4510	B Pulley 4.25" x 5/8" Bore
<b>7/8" Bore</b>	
VBK2514	B Pulley 2.5" x 7/8" Bore
VBK3014	B Pulley 3.15" x 7/8" Bore
VBK3414	B Pulley 3.55" x 7/8" Bore
VBK4014	B Pulley 3.95" x 7/8" Bore
VBK4514	B Pulley 4.25" x 7/8" Bore



### Double Pulleys

ITEM NO.	DESCRIPTION
<b>5/8" Bore</b>	
VBKD3010	Double B Pulley 3.15" x 5/8" Bore
VBKD3410	Double B Pulley 3.55" x 5/8" Bore
VBKD4010	Double B Pulley 3.95" x 5/8" Bore
<b>7/8" Bore</b>	
VBKD3014	Double B Pulley 3.15" x 7/8" Bore
VBKD3414	Double B Pulley 3.55" x 7/8" Bore
VBKD4014	Double B Pulley 3.95" x 7/8" Bore

Find up-to-the-minute pricing on most of the items in this catalog by going to our website at [www.zeisetequip.com](http://www.zeisetequip.com)!

## Bearings & Flanges

### Pillow Block Bearings

Greasable



ITEM NO.	DESCRIPTION
BRPB8G	1/2" Pillow Block Bearing
BRPB10G	5/8" Pillow Block Bearing
BRPB12G	3/4" Pillow Block Bearing
BRPB14G	7/8" Pillow Block Bearing
BRPB16GFYH	1" Pillow Block Bearing - Used for Val-Co Belt Drive Fans

### Flange Bearings

Greasable



ITEM NO.	DESCRIPTION
<b>2 Bolt</b>	
BRF28G	1/2" 2 Bolt Flange Bearing
BRF210G	5/8" 2 Bolt Flange Bearing
BRF212G	3/4" 2 Bolt Flange Bearing
BRF216G	1" 2 Bolt Flange Bearing
<b>4 Bolt</b>	
BRF410G	5/8" 4 Bolt Flange Bearing
BRF412G	3/4" 4 Bolt Flange Bearing
BRF414G	7/8" 4 Bolt Flange Bearing
BRF416G	1" 4 Bolt Flange Bearing

### Bearing Inserts

Bearing inserts are pregreased unless noted otherwise



ITEM NO.	DESCRIPTION
<b>Beveled OD</b>	
BRI8	1/2" Bearing Insert
BRI10	5/8" Bearing Insert
BRI12	3/4" Bearing Insert
BRI14	7/8" Bearing Insert
BRI16	1" Bearing Insert
BRI16G	1" Bearing Insert- Greasable
<b>Flat OD</b>	
BRI8F	1/2" Bearing Insert
BRI10F	5/8" Bearing Insert
BRI12F	3/4" Bearing Insert
BRI14F	7/8" Bearing Insert
BRI16F	1" Bearing Insert

Zeiset Equipment is always very helpful!



~Google Review~



## Rubber Bearing Grommets

ITEM NO.	DESCRIPTION
BRPBFGR40	40mm Rubber Grommet - Fits 201 & 202 Bearings
BRPBFGR47	47mm Rubber Grommet - Fits 204 Bearings
BRPBFGR52	52mm Rubber Grommet - Fits 205 Bearings



## Flanges

### Pillow Block Flanges

ITEM NO.	DESCRIPTION
BRPBFH47	47mm Pillow Block Flange - Used with 40mm grommet
BRPBFH52	52mm Pillow Block Flange - Used with 47mm grommet
BRPBFH62	62mm Pillow Block Flange - Used with 52mm grommet



### Flanges



ITEM NO.	DESCRIPTION
<b>2 Hole Flanges</b>	
BRFL240	40mm 2 Bolt Bearing Flange - Fits 201 & 202 Bearings
BRFL247	47mm 2 Bolt Bearing Flange - Fits 204 Bearings
BRFL252	52mm 2 Bolt Bearing Flange - Fits 205 Bearings
BRFL262	62mm 2 Bolt Bearing Flange - Fits 206 Bearing
<b>3 Hole Triangular Flanges</b>	
BRFLT40	40mm 3 Bolt Bearing Flange - Fits 201 & 202 Bearings
BRFLT47	47mm 3 Bolt Bearing Flange - Fits 204 Bearings
BRFLT52	52mm 3 Bolt Bearing Flange - Fits 205 Bearings
BRFLT62	62mm 3 Bolt Bearing Flange - Fits 206 Bearing

## Sprockets & Chain

### Sprockets

ITEM NO.	DESCRIPTION
<b>#40 x 5/8" Bore</b>	
SP402006	40 Sprocket 20 Tooth 5/8" Bore
SP401406	40 Sprocket 14 Tooth 5/8" Bore
<b>#40 x 3/4" Bore</b>	
SP401207	40 Sprocket 12 Tooth 3/4" Bore
SP401408	40 Sprocket 14 Tooth 3/4" Bore
SP401607	40 Sprocket 16 Tooth 3/4" Bore
<b>#50 x 3/4" Bore</b>	
SP501007	50 Sprocket 10 Tooth 3/4" Bore



### Shaft Collars

ITEM NO.	DESCRIPTION
SHC316	3/16" Shaft Collar
SHC1/4	1/4" Shaft Collar
SHC1/2	1/2" Shaft Collar
SHC10	5/8" Shaft Collar
SHC12	3/4" Shaft Collar
SHC14	7/8" Shaft Collar
SHC16	1" Shaft Collar
SHC112	1 1/2" Shaft Collar



### Roller Chain

Price is per ft.

ITEM NO.	DESCRIPTION
SP35RLFT	#35 Roller Chain
SP41RLFT	#41 Roller Chain
SP40RLFT	#40 Roller Chain
SP50RLFT	#50 Roller Chain
SP60RLFT	#60 Roller Chain



### Connector Links

ITEM NO.	DESCRIPTION
SP35CL	#35 Connector Link
SP41CL	#41 Connector Link
SP40CL	#40 Connector Link
SP50CL	#50 Connector Link
SP60CL	#60 Connector Link



### Off Links

ITEM NO.	DESCRIPTION
SP35OL	#35 Off Link
SP41OL	#41 Off Link
SP40OL	#40 Off Link
SP50OL	#50 Off Link
SP60OL	#60 Off Link



# Zeiset Equipment Bio-security Policy

## Service Techs Working in Barns with Livestock, Poultry or Swine

1. A clean pair of coveralls, cap and boots before entering a barn.
2. Thoroughly wash and disinfect boots after leaving the barn.
3. Disinfect tools and any parts from the farm that may be returning to the warehouse.
4. When arriving and leaving the farm spray truck tires with disinfectant.

## For Service Techs and All Crew Members

1. Keep trucks clean inside and out. (Wash and disinfect floor mats regularly.)
2. Disinfect tires when leaving the warehouse in the morning.
3. Use dip pans when entering the warehouse (always when returning from any farm).
4. Observe all bio-security measures being asked by the farmer and the flock supervisors.
5. **Above all, use wise judgment, and all measures of precaution that you would want exercised if it was your investment at risk!**

Thank you,

**Zeiset Equipment**

## Zeiset Sanitation Protocol and Charges Policy

**Due to the increasing frequency of the need for precautionary measures that need to be taken for the transmission of disease and living vectors, we have created the following policy.**

It is necessary for service managers and farm managers to communicate effectively about the disease or living vectors that are on a farm. This will allow us as a company to better schedule our work, and save customers money. One of the major challenges along with "normal" livestock disease is the emergence of bed bugs in poultry facilities. We are sensitive to the cost and financial loss that can be incurred if these bugs are transferred between farms or even to the homes of our employees. We take seriously our role in protecting our farmers' investments and the homes of our employees.

**Any employee that enters a facility that is infected with disease or a transferable vector must follow the following protocol.**

- If there is a known infection on a farm, minimize the items taken to the barn, also park 100 feet or more from the barn.
- Any tools or vehicles that have been present on the infected farm must be properly sanitized or fumigated prior to moving to any other location.
- This will vary depending on the disease or vector.
- There should be no shortcuts taken in eliminating these diseases or vectors.
- The employee must shower and properly clean (wash and machine dry) or dispose of their contaminated clothing prior to moving to another facility.

### **For The Customer**

- Customers will be charged for the time needed to properly disinfect and fumigate.
- There will be a \$75 sanitation fee applied any time we need to follow special sanitation procedures that go beyond our normal biosecurity plan.
- If a farmer is aware of infection and fails to notify us before arrival, the farmer is liable for cleanup / extermination costs incurred.
- Labor will be charged at a higher rate for infected farms.

Thanks for your cooperation on this matter.

**Zeiset Equipment**



## A

Access Tees .....	101
Accu-Feed Controls.....	129
Broiler/Breeders/Layers.....	129
Broilers/Pullets.....	129
Accu-Feed Parts .....	129
Adjustable Drain Valve.....	146
Agri Alert 128 Touch.....	130
Agri Alert 800EZ.....	131
Agri Vent Winch Parts.....	152
Alarm Batteries .....	132
Alarm Siren.....	132
Aluminum Extrusion & Pipe .....	59
Animal Identification.....	190
Anti-Roost Parts.....	60
Auger Belt Drive Kit.....	13
Auger Drive Units.....	9
Auger Drives .....	22
Auger Elbows.....	9
PVC.....	9
Steel.....	9
Auger Flighting.....	8
Auger Outlet Chutes .....	14
Auger Systems	
Flex Auger.....	8
Rigid Auger Systems.....	14
Auger Tube .....	9
PVC.....	8
Steel.....	8
Auger Tube Couplers.....	9
PVC.....	9
Steel.....	9
Automated Ag Scraper System .....	175
6" Nest Scraper Wheel.....	176
8" Scraper Corner Wheel.....	175
Manure Scraper Accessories.....	176
Scraper Cable & Cable Clamp.....	176
Scraper Motors.....	176
Automatic Poultry Waterer.....	191

AVS 1840 Parts.....	123
AVS 2240/2248 Control.....	121
AVS I Touch Control.....	122

## B

Bait Stations & Mouse Traps .....	185
Barn Door Latch .....	161
Barrel Latches .....	161
Beam Sensor .....	47
Bearings	
Bearing Inserts .....	204
Flange Bearings.....	204
Pillow Block Bearings .....	204
Rubber Bearing Grommets .....	205
Beginner Poultry Kit.....	195
Belt Clip.....	46
Belts .....	202
4L Series.....	202
5L Series.....	202
A Series .....	202
B Series.....	202
Cogged Belts .....	203
Power Twist Belt .....	203
Big Dutchman Scraper Parts.....	177
Bin Scales .....	7
Bin Unload Kits .....	10
Bin Unload Parts.....	12
Biosecure Suits.....	187
Bird Doors.....	163
Bird Scales.....	196
Black Iron Fittings.....	83-40
Boiler Drains.....	78
Brass Compression Fittings .....	145
Box Covers .....	103
Brass Ball Valve.....	82
Brass Inserts.....	81
Breakers .....	100
Brood Curtain .....	148
Brooders .....	95
L.B. White.....	98

Space Ray.....	95
Brooder Guard .....	24
Broom.....	197
Butt Hinges .....	161

## C

Cable.....	154
Galvanized .....	154
Stainless Steel.....	154
Cable Clamps.....	155
Galvanized .....	155
Stainless Steel.....	155
Cable Counter Weight .....	157
Cable Crimps & Stops.....	155
Cable Cutters & Crimpers .....	158
Cable Ferrules.....	158
Cable Grip .....	157
Cable Return Spring.....	157
Cable Thimbles.....	157
CallBack Pro .....	29
Cane Bolt .....	161
Carriage Bolts.....	160
Cattle Panel.....	168
Caulk.....	162
Chain.....	157
2/0 Twin Loop Chain+ .....	157
3/16 X 1 Chain .....	157
Chain Feeder Drives.....	26 & 28
Chain Feeders	
Big Dutchman.....	27
Val-Co .....	25
Chain Disc Feeding System .....	32
Chain Feeding Supplies .....	28
Chick Feed Tray .....	24
Chick Feeders	
Dura Gro .....	23 & 193
Plastic Ground Feeder .....	193
Turbomate.....	23
Chick Mates.....	24
Chick Paper .....	24

Choretronics Temperture Sensor .....	128
Click Straps .....	101
Compression Rollers .....	34
Computer Wire .....	104
Concrete Anchor Bolt .....	161
Concrete Wire .....	168
Conduit .....	101
Connector Links .....	205
Contactors .....	113
Cool Cells .....	143
Cleaners .....	186
Pads .....	143
Pumps .....	144
Copper Tubing .....	86
Cords .....	105
Creep Panels .....	166
Crimp Terminals .....	104
Crimping tool .....	63
Crimps .....	105
Curtain Adhesive .....	149
Curtain Cane Switch .....	148
Curtain Tape .....	149
Curtain Winching Supplies .....	149
Cyclone Biddie Drinker .....	191

## D

Dairy Bomb .....	185
Deck Screws .....	159
Dimmers .....	120
LifeLamp .....	120
Overdrive .....	120
Precision Lighting .....	120
Protec .....	120
Discharge Boots .....	13
Discharge Head .....	10
Disconnects .....	110
Doors .....	162
Double Hem Curtain .....	148
Drinker Kits .....	62
Drip Cup .....	60

Drive Slugs .....	11
Drop Tubes .....	11
Metal Flex Tube .....	11
Rubber Flex Tube .....	11
Vinyl Flex Tube .....	11
Duct Tape .....	198
Dusk to Dawn Light .....	114
Dust Masks & Respirators .....	187
Dust Trays .....	35
Dye Spray .....	190

## E

Eagan Doors .....	162
Entry Doors .....	162
E-200 Series .....	162
E-300 Series .....	163
End Doors .....	163
Egg Belt .....	37
Egg Belt Drive Bearings .....	33
Egg Belt Drive Gearboxes .....	34
Egg Belt Drive Rollers .....	34
Egg Belt Drive Shafts .....	34
Egg Belt Drive Units .....	32
Egg Belt Guide Clip .....	35
Egg Belt Supports .....	35
Egg Belt Needle & Thread .....	38
Egg Cup & Parts .....	48
Egg Gate Shaker Parts .....	49
Egg Scales .....	195
Egg Sensor .....	48
Egg Transfer Plates .....	33
Electric Baseboard Heater .....	99
Electrical Boxes .....	103
Electrical Staples .....	104
Electrical Tape .....	105
Emergency Stop Button .....	110
Enviromental Meters .....	196
ePC Pulse Control .....	66
Epoxy .....	162

Expanding Foam .....	198
Expansion Joints .....	101
Expel Units and Parts .....	36
Expel Wire & Clamps .....	36
Eye Bolts .....	155, 160

## F

Fan Bearings .....	134 & 136
Fan Belt Tensioners .....	135
Fan Belts .....	135
Fan Blades .....	134
Fan Cones .....	135
Fiberglass .....	135
Galvanized .....	135
Fan Covers .....	140
Fan Doors .....	140
Fan Motor Pulleys .....	135
Fan Motors .....	136
Fan Shafts .....	136 & 138
Fan Shutters .....	139
Aluminum .....	139
Black Plastic .....	139
Motorized .....	139
White Plastic .....	139
Fans .....	133
Box Fans .....	134 & 136
Butterfly Fans .....	134
Ceiling Fans .....	138
Classic Fans .....	136-137
Fiberglass Fans .....	133
Galvanized Fans .....	133
Panel Fans .....	136
System 4 Fans .....	137
Turbo Fans .....	137
V-Flo Fans .....	137
Feed Bins .....	
Galvanized .....	3
Poly .....	6
Feed Chain .....	28

# INDEX

Feed Chain Breaker.....	28
Feed Drop.....	11
Feed Scoops.....	195
Feed Trough.....	28
Feed Trough Grills.....	28
Feed Tube Clamps.....	20
Feed Tube Hangers.....	20
Feeder Bracket.....	170
Feeder Pin.....	170
Fence Bracket.....	54
Fence Charger.....	198
Fence Foot Repair Kit.....	170
Fence Plate.....	54
Fencing Anchors.....	170
Filter Housing.....	76
Filter Housing O-Rings.....	76
Filter Housing Wrenches.....	76
Finisher Leg.....	170
Fittings.....	53
Flex Conduit.....	101
Flood Light Bulb.....	119
Fluorescent Bulbs.....	119
Fly Bait.....	181
Fogger Systems.....	145
Food Grade Machine Oil.....	52
Food Grade Silicone Lube.....	52
Food Grade Synthetic Oil.....	52
Foot Pan Powder.....	187
Frost Free Spigots.....	78
Fuses.....	110
Cartridge.....	110
Plug.....	110

## G

Galvanized Window Covers.....	164
Galvanized Wire.....	167
Gas Fittings.....	85
Gas Hose.....	86
Gate Flapper.....	170
Glass Board.....	166

Gloves.....	197
Latex.....	197
Leather.....	197
Mechanic.....	197

## H

Hanger Brackets.....	62
Hanger Clips.....	59
Hanging Feeders.....	192
Brower.....	192
Kuhl.....	192
Hanging Hopper Scale.....	22
Heat Lamps & Bulbs.....	98 & 198
Heat Mats.....	99
Hex Bolts.....	159
High Pressure Sodium Bulbs and Ballasts.....	119
Hog Fencing.....	169
Hog Mat.....	171"
Hog Panel.....	168
Hog Feeders.....	30
Big Dutchman.....	32
SDI.....	30 & 31
Hog Waterers.....	54
Hook & Eye Latches.....	161
Hose Clamps.....	82
Hopper Level Switches.....	109
Hurricane Tie.....	162

## I

I Touch Parts.....	122
Idle Belt Return Assembly.....	42
Idle Rollers.....	34
Incinerators.....	178
Destructor.....	178
Destructor JR.....	178
TC275.....	178
Incubator.....	196
Inlets.....	140
Aerotech.....	141

Double L.....	141
Val-Co.....	142
Inline Saddle with Shutoff.....	54
Intake Hose.....	60

## J

J Bolts.....	160
J Nails.....	161
Jansen Nests.....	33
Jaw & Eye Swivel.....	161
Jumbo Water Filter.....	75

## K

Key Stock.....	34
----------------	----

## L

Lag Bolts.....	159
Lever Switch Covers.....	106
Light Barrier.....	48
Light Bulbs.....	116
LifeLamp.....	117
PBP.....	116
Satco.....	119
Light Switches.....	106
Line Boxes.....	101
Livestock Prods.....	188
Lock Nuts.....	102
LP Gas Regulators.....	85
Lubing Riser Tubes & Parts.....	63
Lubricants.....	198
Lumber.....	165
Lath.....	165
OSB.....	165
Pine Boards.....	165
Pine Siding.....	165
Plywood.....	165
Pressure Treated.....	165
Untreated Lumber.....	165



## M

Manure Belt.....	177
Manure Fork.....	197
Marking Crayons.....	190
Maximus Control.....	125
MC Wire.....	104
Medicators	
AquaBlend.....	70
Chemilizer.....	71
DM11F.....	73
D128R.....	72
D14MZ2.....	74
e128.....	66
Etatron eMP.....	67
Etatron PKX.....	68
Gator 8001.....	69
Migration Fence & Parts.....	24
Micro Switches.....	108
Motors	
Aerotech.....	201
Leeson.....	9 & 200
Marathon.....	201
WEG.....	9 & 199
Muck Boots.....	199

## N

Nest Closure Flaps.....	35
Nest Front Board.....	35
Nest Pad.....	38
Nest Pad Clips.....	35
Nesting Boxes.....	193
Galvanized.....	193
Plastic.....	193
Nipple Pipe.....	58
Nipple Wrench.....	59
Nursing Bottles.....	194
Nuts.....	160
NXB Egg Sort Collection Table.....	41
NXB Egg Trax Drive.....	40

NXB Nests.....	39
Nylon Adapters.....	81
Nylon Bushings.....	81
Nylon Inserts.....	81
Nylon Splices.....	81
Nylon Tee.....	81

## O

Off Links.....	208
Outdoor Light Fixtures.....	114
Ovation Controls.....	127
Overloads.....	113

## P

Packers	
FarmPacker 100.....	50
FarmPacker 100 Parts.....	50-52
FarmPacker 24000.....	50
Hatchery Packer.....	47
Packing Lane Belt & Parts.....	49
Paint Spray.....	190
Pan Feed Auger.....	22
Pan Feed Gearboxes & Parts.....	22
Pan Feed Tubes.....	20
Big Dutchman.....	20
Val-Co.....	20
Pan Feeders.....	15
Big Dutchman.....	18
Val-Co.....	16
Pan Feeder Unloads & Parts.....	21
Big Dutchman.....	21
Val-Co.....	21
Panels.....	100
Pex Pipe & Fittings.....	82
Pickers.....	52, 189
Plasson Breeder Drinker.....	191
Plastic Bucket.....	194
Plastic Close Nipples.....	80
Plastic Coated Bird Wire.....	167

Plastic Coated Egg Basket.....	195
Plastic Lamp Holder.....	116
Plastic Muck Tub.....	194
Plastic Pan.....	194
Plastic Poultry Waterer.....	191
Plastic Sheeting.....	164
Plugs.....	105
Pointer Rollers & Parts.....	49
Polair Fogger Systems.....	145
Porcelain Lamp Holder.....	117
Port Tube & Plate.....	11
Ports Kits.....	11
Potentiometers.....	110
Poultry & Game Bird Waterer.....	192
Poultry Litter Treatment.....	177
Powerhead Flighting Anchors & Bolts.....	11
Precision Micro Switch.....	108
Pressure Gauges.....	75
Pressure Regulator.....	75
Pressure Switches.....	75
Prox Switches.....	107
Pulleys – Winching.....	156
Pulleys – Motor.....	203
AK Series.....	203
Aluminum Pulleys.....	203
BK Series.....	204
Plastic Pulleys.....	203
PVC Fittings.....	78-80

## R

Rake.....	197
Rebar.....	168
Rebar Twist Tie.....	168
Receptacle Covers.....	106
Receptacles.....	106
Relays.....	111
8 Pin Round Base.....	111
8 Pin Square Base.....	111
8 Pin Square Base with Off Set Prongs.....	111
Finder Relays.....	113

Solid State Relays .....	112
Return Rollers .....	35
Rigid Auger Assemblies .....	14
Rigid Unloads .....	14
Riser Tubes .....	60
Flexible .....	60
Rigid .....	60
Rissler Conveyor .....	177
Rod Conveyor .....	45-46
Double S .....	45
Lubing .....	46
Rodent Bait .....	182
Agrid3 .....	184
BootHill™ .....	182
Cannon .....	183
FastDraw™ .....	183
Gunslinger .....	183
Hawk .....	184
Hombre™ .....	182
Jaguar .....	184
JT Eaton .....	185
Rampage .....	184
Renegade .....	183
Revolver™ .....	182
Roll Door Parts .....	162
Roller Chain .....	205
Romex Connectors .....	104
Romex Wire .....	104
Roof Hinges .....	35
Rooster Winch .....	22
Rope .....	155
Rope & Cable Adjusters .....	157
Rope Adjuster .....	63
Rotem One .....	123
Round Bale Feeder .....	192
Rubber Boots .....	199
Rubber Feed Pan .....	194
Rubber Finger .....	46

## S

S-Hooks .....	155
Sanovo Packers Parts .....	47-49
Scraper Limit Switch .....	107
Scraper Pit Exit Cover .....	177
Screw Hooks .....	155
Ceramic .....	155
Galvanized .....	155
Stainless Steel .....	155
SDI Hog Feeders .....	30-31
SDR Pipe & Fittings .....	144
Seal Tight Adapters .....	102
Sealed Box Connectors .....	102
Sealed Light Fixtures .....	115 & 118
Sealers .....	164
Selector Switches .....	110
Self Drilling Screws .....	161
Sensaphone™ .....	132
Shade Cloth .....	167
Shaft Collars .....	205
Shear Pins & Hubs .....	28
Shielded Sensor Wire .....	104
Shovels .....	197
Single Hem Curtain .....	148
Slats .....	172
Hog .....	173
Poultry .....	172-173
Snap Clips .....	158
Snap Lock Pins .....	158
Snow Hooks .....	161
Socket Head Bolts .....	159
Solenoid Coils .....	78
Solenoids .....	77
Plastic .....	77
PWP .....	77
Sorting Paddles & Poles .....	188
Sorting Panel .....	188
Space Heaters .....	86
Hired Hand .....	89

L.B. White .....	86
Purafire .....	88
Sprockets .....	205
Sprockets & Roller Chain .....	155
Stacons .....	158
Stainless Steel Inserts .....	82
Stainless Steel J Bolts .....	170
Stainless Steel T-Bolts .....	170
Stainless Steel Nursery Bowl .....	54
Standard Fogger Systems .....	145
Starwheel Parts .....	49
Stock Tanks .....	195
Stranded Wire .....	103
Strap Kits .....	154
String Wound Filters .....	76
Suction Cup & Parts .....	48
Suction Filter .....	48
Super Bowl Bucket Feeder .....	23
Swine Flooring .....	171
Switches .....	107-111

## T

T Hinges .....	161
T8 Fluorescent Lights .....	116
Tapcons .....	161
Teflon .....	86
Teflon Tape .....	78
Temperature Sensors .....	131
Thermal Alarm Thermostat .....	132
Thermostats .....	128
Threaded Bushings .....	102
Thumb Clamps .....	157
Time Clocks .....	128
Toggle Switches .....	107
Top Repair Angle .....	170
Triply Ceiling Material .....	167
Triply Strips .....	165
Trough Clean Out Covers .....	26
Trough Connectors .....	100
Trough Couplers .....	28

Trough Hangers .....	28
Trough Patch .....	28
Trusscore .....	167
Tube Clamps .....	9
Tube Heaters .....	90
EZ Radiant .....	93
L.B. White .....	90
Space Ray .....	92
Re-Verber-Ray .....	94
Val-Co .....	92
Tube Splices .....	14
Tunnel Curtain .....	148
Tunnel Doors .....	140
Turbo Mates .....	23
Turn Buckles .....	158
Twist Sticks .....	190

## U

Underground Wire .....	100
------------------------	-----

## V

Vacuum Pump Assembly & Parts .....	48
------------------------------------	----

Val-Co Broiler Hopper Covers .....	22
Val-Co Broiler Hoppers .....	22
Val-Co Nests .....	42
Val-Co Turkey Hoppers .....	22
Variable Frequency Drives (VFDs) .....	127
Variable Speed Controls .....	127

## W

Wall Mount Feeder Bracket .....	170
Wash Tub .....	78
Washers .....	160
Water Line Cleaners .....	186
Water Line End Kit .....	60
Water Meters .....	75
Water Nipples	
Hog .....	53
Poultry .....	58 & 61
Water Pipe & Fittings .....	53
Water Regulators	
Lubing .....	62
Monoflo .....	63
Val-Co .....	55

Waterers .....	191
Wedge Anchors .....	161
Weight Rollers .....	33
Wheelbarrow .....	197
White Plyfoil .....	164
White Vinyl Board .....	165
Winch Parts .....	151-153
Winches .....	150 & 153
Windows .....	164
Wire .....	104
Wire Nest Bottoms .....	35
Wire Nuts .....	104
Wire Pulling Lubricant .....	104
Wire Ties .....	162
Wire Trough .....	100

## Z

Zimmerman Scraper System .....	176
3 Groove .....	176
5 Groove .....	176
Zipper Covers .....	140
Zippered Door Covers .....	148





Zeiset Equipment, LLC  
2187 N Penryn Rd,  
Manheim, PA 17545

BPM  
US POSTAGE  
PAID  
LANCASTER PA  
PERMIT #1385

## Your source for...

### Parts

- Poultry building and equipment parts
- Search online at [ZeisetEquip.com](http://ZeisetEquip.com)

### Installation

- For poultry, hog, hobby farms, and more
- Remodel or turn-key projects
- Installation crews provided!

### Service

- 24-hour service to your farm
- Poultry / hog farm equipment
- Biosecurity to protect livestock



#### MANHEIM

2187 N Penryn Rd, Manheim, PA 17545

**Hours:** Monday - Friday 7 am - 5 pm

**Phone:** 717-665-4056

**Fax:** 717-665-2240

**24/7 Emergency Service: 717-989-4409**

**Email:** [info@zeisetequip.com](mailto:info@zeisetequip.com)

#### BEAVER SPRINGS

22350 Rt. 522, Beaver Springs, PA 17812

**Hours:** Monday - Friday 6:30 am - 6 pm  
Saturday 7:30 am - 3:00 pm

**Phone:** 570-922-4926

**Fax:** 717-665-2240

**24/7 Emergency Service: 717-989-4409**

**Email:** [info@zeisetequip.com](mailto:info@zeisetequip.com)

#### WEST VIRGINIA

136 Beans Lane, Moorefield, WV 26836

**Hours:** Monday - Friday 8 am - 5pm

**Phone:** 304-503-7895

**Email:** [info@zeisetequip.com](mailto:info@zeisetequip.com)

**24/7 Emergency Service: 717-990-1786**

**[ZeisetEquip.com](http://ZeisetEquip.com)**